

## Espanola Regional Hydro Distribution Corporation (“ERHDC”)

### MANAGER’S SUMMARY February 16, 2007 2007 EDR APPLICATION: EB-2007-0525

#### 1. Introduction

On December 20, 2006 the Ontario Energy Board (the "OEB") issued Board Directions on Cost of Capital (EB-2006-0088) and 2<sup>nd</sup> Generation Incentive Regulation Mechanism (EB-2006-0089) and Issued a Report of the Board including Instructions for Filing 2007 Rate Applications. ERHDC has prepared the 2007 IRM Model consistent with ERHDC's understanding of the Model and the Instructions issued.

#### 2. Summary of Results

Below is a summary of bill impacts effective May 1, 2007 before GST.

		% Bill Impact	\$ Bill Impact
Residential	1000kWh	0.16%	\$0.19
General Service <50 kW	2000kWh	0.22%	\$0.52
General Service >50 kW	15,000kWh 60kW	0.18%	\$3.12

ERHDC did not have a Large Corporate Tax Allowance (LCT) or incremental CDM funding approved in the 2006 distribution rates. The IRM model applied the price cap adjustment to fixed and variable distribution rates net of the 2006 smart meter funding increment. The price cap adjustment does not apply to rate riders or specific service charges.

#### 3. Revision to January 26, 2007 EDR Application

The 2007 IRM Model is revised as of February 16, 2007. The Ontario Energy Board issued a draft revised Tariff of Rates and Charges for ERHDC that reflects changes made to the transmission rates that were issued in the original October 2006 rate order.

Signed on this 16<sup>th</sup> day of February 2007 at Sault Ste. Marie, on behalf of the Board of Directors of Espanola Regional Hydro Distribution Corporation by:

---

Terry Greco, CA  
V.P. Financial Services  
PUC Services Inc.



# Ontario Energy Board

## 2007 INCENTIVE RATE MECHANISM ADJUSTMENT MODEL

### Sheet 1 Utility Information Sheet

Legend:	Input Cell	Pull-Down Menu Option	Output Cell
---------	------------	-----------------------	-------------

**Please note that this model uses MACROS. Before starting, please ensure that macros have been enabled.**

Name of LDC:	Espanola Regional Hydro Distribution Corporation		
Licence Number:	ED-2002-0502		
IRM 2007 EB Number:	EB-2007-0525		
EDR 2006 RP Number:	RP-2005-0020	EDR 2006 EB Number:	EB-2005-0362
Date of Submission:	February 16, 2007	Revision:	1
Version:	1.0		
<b><u>Contact Information</u></b>			
Name:	Jennifer Uchmanowicz		
Title:	Rates and Regulatory Affairs Officer		
Phone Number:	705-759-3009		
E-Mail Address:	jennifer.uchmanowicz@smpuc.com		

**Please Note:** In the event of an inconsistency between this model and any element of the December 20, 2006 "Report of the Board on Cost of Capital and 2<sup>nd</sup> Generation Incentive Regulation of Ontario's Electricity Distributors", the Report governs.

#### **Copyright**

This IRM adjustment model is protected by copyright and is being made available to you solely for the purpose of preparing or reviewing an IRM adjustment application. You may use and copy this model for that purpose, and provide a copy of this model to any person that is advising or assisting you in that regard. Except as indicated above, any copying, reproduction, publication, sale, adaptation, translation, modification, reverse engineering or other use or dissemination of this model without the express written consent of the Ontario Energy Board is prohibited. If you provide a copy of this model to a person that is advising or assisting you in preparing or reviewing an IRM adjustment application, you must ensure that the person understands and agrees to the restrictions noted above.



# 2007 INCENTIVE RATE MECHANISM ADJUSTMENT MODEL

Espanola Regional Hydro Distribution Corporation

EB-2007-0525, EB-2005-0362

Friday, February 16, 2007

## Sheet 2 - 2006 Rate Classes

### Instructions:

**Step 1:** Label the classes in column B exactly as indicated on your Board-Approved 2006 Tariff of Rates and Charges - this is found under sub-heading "Service Classifications". **Include correct spelling of classes as well as the order in which it appears in the tariff schedule.** Label the classes in column B with either a "Yes" or "No" by using the pull-down menu in column C.

	Service Classifications	Currently in Place
1	Residential	Yes
2	General Service Less Than 50 kW	Yes
3	General Service 50 to 4,999 kW	Yes
4	Unmetered Scattered Load	Yes
5	Sentinel Lighting	Yes
6	Street Lighting	Yes
7	Service Class 7	No
8	Service Class 8	No
9	Service Class 9	No
10	Service Class 10	No
11	Service Class 11	No
12	Service Class 12	No
13	Service Class 13	No
14	Service Class 14	No
15	Service Class 15	Yes
16	Service Class 16	No

**Step 2:** (In some instances, rate classifications may differ from service classifications. The following table accounts for those differences.)

Label the classes in column F exactly as indicated on your Board-Approved 2006 Tariff of Rates and Charges - these are found under sub-heading "Monthly Rates and Charges". **Include correct spelling of classes as well as the order in which it appears in the tariff schedule.** Label the classes in column F with either a "Yes" or "No" by using the pull-down menu in column G.

Changes can be made to the Class names and will affect the rest of the model.

**Upon completion, press the update button.**

	Rate Classifications	Currently in Place
1	Residential	Yes
2	General Service Less Than 50 kW	Yes
3	General Service 50 to 4,999 kW	Yes
4	Unmetered Scattered Load	Yes
5	Sentinal Lighting	Yes
6	Street Lighting	Yes
7	Rate Class 7	No
8	Rate Class 8	No
9	Rate Class 9	No
10	Rate Class 10	No
11	Rate Class 11	No
12	Rate Class 12	No
13	Rate Class 13	No
14	Rate Class 14	No
15	Rate Class 15	No
16	Rate Class 16	No





## 2007 INCENTIVE RATE MECHANISM ADJUSTMENT MODEL

Espanola Regional Hydro Distribution Corporation

EB-2007-0525, EB-2005-0362

Friday, February 16, 2007

### Sheet 3 - 2006 Board-Approved Tariff of Rates and Charges

#### Instructions:

Enter your Board-Approved 2006 Tariff of Rates and Charges, including the complete description of service classifications as found in the Board-Approved 2006 Tariff of Rates and Charges.

**In order to "Copy and Paste" the service classification descriptions from your MS Word or PDF document ensure that you have activated the input cells by double clicking within it before pasting.**

#### SERVICE CLASSIFICATIONS

FOR OEB STAFF USE ONLY

##### Residential

This classification refers to an account taking electricity at 750 volts or less where the electricity is used exclusively in a single family unit, non-commercial. This can be a separately metered living accommodation, town house, apartment, semi-detached, duplex, triplex or quadruplex with residential zoning.

##### General Service Less Than 50 kW

This classification refers to a non residential account taking electricity at 750 volts or less whose monthly average peak demand is less than, or is forecast to be less than, 50 kW.

##### General Service 50 to 4,999 kW

This classification refers to a non residential account whose average peak demand is greater than, or is forecast to be greater than, 50 kW but less than 5,000 kW.

##### Unmetered Scattered Load

This classification refers to an account taking electricity at 750 volts or less whose monthly average peak demand is less than, or is forecast to be less than, 50 kW and the consumption is unmetered. Such connections include cable TV power packs, bus shelters, telephone booths, traffic lights, railway crossings, etc. The customer will provide detailed manufacturer information/documentation with regard to electrical demand/consumption of the proposed unmetered load.

##### Sentinel Lighting

This classification applies to safety/security lighting with a Residential or General Service customer. This is typically exterior lighting, and unmetered. Consumption is estimated based on the equipment rating and estimated hours of use.

##### Street Lighting

This classification refers to an account for roadway lighting with a Municipality, Regional Municipality, Ministry of Transportation and private roadway lighting operation, controlled by photo cells. The consumption for these customers will be based on the calculated connected load times the required lighting times established in the approved OEB street lighting load shape template.



**2007 INCENTIVE RATE MECHANISM ADJUSTMENT MODEL**


Espanola Regional Hydro Distribution Corporation

EB-2007-0525, EB-2005-0362

Friday, February 16, 2007

**Sheet 3 - 2006 Board-Approved Tariff of Rates and Charges**

**Service Class 15**



**MONTHLY RATES AND CHARGES**

**Residential**

Service Charge	\$	10.30
Distribution Volumetric Rate	\$/kWh	0.0134
Rate Rider 1 (if applicable)	\$/kWh	
Rate Rider 2 (if applicable)	\$/kWh	
Regulatory Asset Recovery	\$/kWh	0.0030
Retail Transmission Rate – Network Service Rate	\$/kWh	0.0053
Retail Transmission Rate – Line and Transformation Connection Service Rate	\$/kWh	0.0039
Retail Transmission Rate – Network Service Rate (if applicable)	\$/kWh	
Retail Transmission Rate – Line and Transformation Connection Service Rate (if applicable)	\$/kWh	
Retail Transmission Rate – Network Service Rate (if applicable)	\$/kWh	
Retail Transmission Rate – Line and Transformation Connection Service Rate (if applicable)	\$/kWh	
Wholesale Market Service Rate	\$/kWh	0.0052
Rural Rate Protection Charge	\$/kWh	0.0010
Regulated Price Plan – Administration Charge	\$	0.25



## 2007 INCENTIVE RATE MECHANISM ADJUSTMENT MODEL

Espanola Regional Hydro Distribution Corporation

EB-2007-0525, EB-2005-0362

Friday, February 16, 2007

### Sheet 3 - 2006 Board-Approved Tariff of Rates and Charges

#### General Service Less Than 50 kW

Service Charge	\$	13.07
Distribution Volumetric Rate	\$/kWh	0.0201
Rate Rider 1 (if applicable)	\$/kWh	
Rate Rider 2 (if applicable)	\$/kWh	
Regulatory Asset Recovery	\$/kWh	0.0015
Retail Transmission Rate – Network Service Rate	\$/kWh	0.0049
Retail Transmission Rate – Line and Transformation Connection Service Rate	\$/kWh	0.0035
Retail Transmission Rate – Network Service Rate (if applicable)	\$/kWh	
Retail Transmission Rate – Line and Transformation Connection Service Rate (if applicable)	\$/kWh	
Retail Transmission Rate – Network Service Rate (if applicable)	\$/kWh	
Retail Transmission Rate – Line and Transformation Connection Service Rate (if applicable)	\$/kWh	
Wholesale Market Service Rate	\$/kWh	0.0052
Rural Rate Protection Charge	\$/kWh	0.0010
Regulated Price Plan – Administration Charge	\$	0.25

#### General Service 50 to 4,999 kW

Service Charge	\$	122.27
Distribution Volumetric Rate	\$/kW	1.7269
Rate Rider 1 (if applicable)	\$/kWh	
Rate Rider 2 (if applicable)	\$/kWh	
Regulatory Asset Recovery	\$/kW	0.4822
Retail Transmission Rate – Network Service Rate	\$/kW	1.9902
Retail Transmission Rate – Line and Transformation Connection Service Rate	\$/kW	1.3968
Retail Transmission Rate – Network Service Rate - Interval Metered	\$/kW	2.2535
Retail Transmission Rate – Line and Transformation Connection Service Rate - Interval Metered	\$/kW	1.9603
Retail Transmission Rate – Network Service Rate (if applicable)	\$/kWh	
Retail Transmission Rate – Line and Transformation Connection Service Rate (if applicable)	\$/kWh	
Wholesale Market Service Rate	\$/kWh	0.0052
Rural Rate Protection Charge	\$/kWh	0.0010
Regulated Price Plan – Administration Charge	\$	0.25

#### Unmetered Scattered Load

Service Charge	\$	6.41
Distribution Volumetric Rate	\$/kWh	0.0134
Rate Rider 1 (if applicable)	\$/kWh	
Rate Rider 2 (if applicable)	\$/kWh	
Regulatory Asset Recovery	\$/kWh	0.0015
Retail Transmission Rate – Network Service Rate	\$/kWh	0.0049
Retail Transmission Rate – Line and Transformation Connection Service Rate	\$/kWh	0.0035
Retail Transmission Rate – Network Service Rate (if applicable)	\$/kWh	
Retail Transmission Rate – Line and Transformation Connection Service Rate (if applicable)	\$/kWh	
Retail Transmission Rate – Network Service Rate (if applicable)	\$/kWh	
Retail Transmission Rate – Line and Transformation Connection Service Rate (if applicable)	\$/kWh	
Wholesale Market Service Rate	\$/kWh	0.0052
Rural Rate Protection Charge	\$/kWh	0.0010
Regulated Price Plan – Administration Charge	\$	0.25

#### Sentinal Lighting

Service Charge	\$	0.45
Distribution Volumetric Rate	\$/kW	8.4815
Regulatory Asset Recovery - Effective October 18, 2006 to April 30, 2007	\$/kW	2.0503
Regulatory Asset Recovery - Effective May 1, 2007 to October 31, 2007	\$/kW	6.5503
Regulatory Asset Recover - Effective November 1, 2007	\$/kW	12.0503
Retail Transmission Rate – Network Service Rate	\$/kW	1.5085
Retail Transmission Rate – Line and Transformation Connection Service Rate	\$/kW	1.1024
Retail Transmission Rate – Network Service Rate (if applicable)	\$/kWh	
Retail Transmission Rate – Line and Transformation Connection Service Rate (if applicable)	\$/kWh	
Retail Transmission Rate – Network Service Rate (if applicable)	\$/kWh	
Retail Transmission Rate – Line and Transformation Connection Service Rate (if applicable)	\$/kWh	
Wholesale Market Service Rate	\$/kWh	0.0052
Rural Rate Protection Charge	\$/kWh	0.0010
Regulated Price Plan – Administration Charge	\$	0.25

#### Street Lighting

Service Charge	\$	0.41
Distribution Volumetric Rate	\$/kW	2.9446
Rate Rider 1 (if applicable)	\$/kWh	
Rate Rider 2 (if applicable)	\$/kWh	
Regulatory Asset Recovery	\$/kW	0.1879
Retail Transmission Rate – Network Service Rate	\$/kW	1.5009
Retail Transmission Rate – Line and Transformation Connection Service Rate	\$/kW	1.0798
Retail Transmission Rate – Network Service Rate (if applicable)	\$/kWh	
Retail Transmission Rate – Line and Transformation Connection Service Rate (if applicable)	\$/kWh	
Retail Transmission Rate – Network Service Rate (if applicable)	\$/kWh	
Retail Transmission Rate – Line and Transformation Connection Service Rate (if applicable)	\$/kWh	
Wholesale Market Service Rate	\$/kWh	0.0052
Rural Rate Protection Charge	\$/kWh	0.0010
Regulated Price Plan – Administration Charge	\$	0.25



**2007 INCENTIVE RATE MECHANISM ADJUSTMENT MODEL**

Espanola Regional Hydro Distribution Corporation

EB-2007-0525, EB-2005-0362

Friday, February 16, 2007

**Sheet 3 - 2006 Board-Approved Tariff of Rates and Charges**

---







## 2007 INCENTIVE RATE MECHANISM ADJUSTMENT

Espanola Regional Hydro Distribution Corporation

EB-2007-0525, EB-2005-0362

Friday, February 16, 2007

### Sheet 4 - Smart Meter Information

The smart meter plan rate adder is a monthly service charge for metered customers. This equates to an equivalent amount of \$0.30 per month per residential customer for utilities that did not have a plan. A different amount applied to utilities who had a smart meter plan that was modified in accordance with the Decision with Reasons RP-2005-0020 / EB-2005-0529

Please identify the customer classes and sub-classes that smart meter funding incremental adjustment applies to by inserting the smart meter rate adder into column D. For most utilities, the rate adder can be located in the Board-approved 2006 EDR model, Sheet 8-5, Column T. Clicking the cursor on the Residential cell should show the formula for the monthly service charge including the smart meter adder. The adder is the same for all metered classes and sub-classes of a distributor.

The adjusted smart meter rate adder for 2007 has yet to be determined (column F). When a decision is made, Board Staff will adjust the application to reflect the updated smart meter adder.

#### Smart Meter Rate Adder

	2006 EDR	2007 IRM
Residential	\$ 0.26	\$ 0.26
General Service Less Than 50 kW	\$ 0.26	\$ 0.26
General Service 50 to 4,999 kW	\$ 0.26	\$ 0.26
Unmetered Scattered Load		
Sentinal Lighting		
Street Lighting		



## 2007 INCENTIVE RATE MECHANISM ADJUSTMENT

Espanola Regional Hydro Distribution Corporation

EB-2007-0525, EB-2005-0362

Friday, February 16, 2007

### Sheet 5 - Removal of Smart Meter Charge from 2006 Rates

Note: No inputs are required for this worksheet.

Class	Monthly Service Charge	Less: Smart Meter Charge	"Base" Monthly Service Charge	Unchanged Volumetric Rates from Sheet 2 <i>kW / kWh</i>
<i>Residential</i>	\$ 10.30	\$ 0.26	\$ 10.04	0.0134 \$/kWh
<i>General Service Less Than 50 kW</i>	\$ 13.07	\$ 0.26	\$ 12.81	0.0201 \$/kWh
<i>General Service 50 to 4,999 kW</i>	\$ 122.27	\$ 0.26	\$ 122.01	1.7269 \$/kW
<i>Unmetered Scattered Load</i>	\$ 6.41	\$ -	\$ 6.41	0.0134 \$/kWh
<i>Sentinal Lighting</i>	\$ 0.45	\$ -	\$ 0.45	8.4815 \$/kW
<i>Street Lighting</i>	\$ 0.41	\$ -	\$ 0.41	2.9446 \$/kW



## 2007 INCENTIVE RATE MECHANISM ADJUSTMENT

Espanola Regional Hydro Distribution Corporation

EB-2007-0525, EB-2005-0362

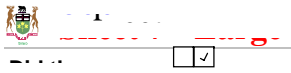
Friday, February 16, 2007


### Sheet 6 - Conservation and Demand Management Adjustment

---

Did the applicant receive Board approval for incremental CDM spending  
(over and above the 3rd tranche) in 2006?

YES  NO





## 2007 INCENTIVE RATE MECHANISM ADJUSTMENT

Espanola Regional Hydro Distribution Corporation

EB-2007-0525, EB-2005-0362

Friday, February 16, 2007

### Sheet 8 - Price Cap Adjustment to "Basic" Distribution Rates

Note: No inputs are required for this worksheet.

Price Escalator (GDP-IPI)	Average annual expected Productivity Gain (X)	(GDP-IPI) - X				
1.92%	1.00%	0.92%				
			Adjusted Monthly Service Charge	Monthly Service Charge with Price Cap Adjustment	Adjusted Volumetric Rate (kW / kWh)	Volumetric Rate with Price Cap Adjustment
<i>Residential</i>	\$10.04	\$10.13	\$	0.0134	\$0.0135	
<i>General Service Less Than 50 kW</i>	\$12.81	\$12.93	\$	0.0201	\$0.0203	
<i>General Service 50 to 4,999 kW</i>	\$122.01	\$123.13	\$	1.7269	\$1.7428	
<i>Unmetered Scattered Load</i>	\$6.41	\$6.47	\$	0.0134	\$0.0135	
<i>Sentinal Lighting</i>	\$0.45	\$0.45	\$	8.4815	\$8.5595	
<i>Street Lighting</i>	\$0.41	\$0.41	\$	2.9446	\$2.9717	



## 2007 INCENTIVE RATE MECHANISM ADJUSTMENT

Espanola Regional Hydro Distribution Corporation

EB-2007-0525, EB-2005-0362

Friday, February 16, 2007

### Sheet 9 - Addback of Smart Meter Amounts

Note: No inputs are required for this worksheet.

Class	Monthly Service Charge	Add: Smart Meter Charge	2007 Final Monthly Service Charge	2007 Final Volumetric Charge <i>kW / kWh</i>
<i>Residential</i>	\$ 10.13	\$ 0.26	\$ 10.39	0.0135
<i>General Service Less Than 50 kW</i>	\$ 12.93	\$ 0.26	\$ 13.19	0.0203
<i>General Service 50 to 4,999 kW</i>	\$ 123.13	\$ 0.26	\$ 123.39	1.7428
<i>Unmetered Scattered Load</i>	\$ 6.47	\$ -	\$ 6.47	0.0135
<i>Sentinal Lighting</i>	\$ 0.45	\$ -	\$ 0.45	8.5595
<i>Street Lighting</i>	\$ 0.41	\$ -	\$ 0.41	2.9717

# Espanola Regional Hydro Distribution Corporation

## Tariff OF RATES AND CHARGES

Effective May 1, 2007\*

(\*Except as otherwise noted)

**This schedule supersedes and replaces all previously approved schedules of Rates, Charges, and Loss Factors**

EB-2007-0525

### SERVICE CLASSIFICATIONS

**FOR OEB STAFF USE ONLY**

#### **Residential**

This classification refers to an account taking electricity at 750 volts or less where the electricity is used exclusively in a single family unit, non-commercial. This can be s separately metered living accommodation, town house, apartment, semi-detached, duplex, triplex or quadruplex with residential zoning.

#### **General Service Less Than 50 kW**

This classification refers to a non residential account taking electricity at 750 volts or less whose monthly average peak demand is less than, or is forecast to be less than, 50 kW.

#### **General Service 50 to 4,999 kW**

This classification refers to a non residential account whose average peak demand is greater than, or is forecast to be greater than, 50 kW but less than 5,000 kW.

#### **Unmetered Scattered Load**

This classification refers to an account taking electricity at 750 volts or less whose monthly average peak demand is less than, or is forecast to be less than, 50 kW and the consumption is unmetered. Such connections include cable TV power packs, bus shelters, telephone booths, traffic lights, railway crossings, etc. The customer will provide detailed manufacturer information/ documentation with regard to electrical demand/consumption of the proposed unmetered load.

#### **Sentinel Lighting**

This classification applies to safety/security lighting with a Residential or General Service customer. This is typically exterior lighting, and unmetered. Consumption is estimated based on the equipment rating and estimated hours of use.

#### **Street Lighting**

This classification refers to an account for roadway lighting with a Municipality, Regional Municipality, Ministry of Transportation and private roadway lighting operation, controlled by photo cells. The consumption for these customers will be based on the calculated connected load times the required lighting times established in the approved OEB street lighting load shape template.

# **Espanola Regional Hydro Distribution Corporation**

**Tariff OF RATES AND CHARGES**

**Effective May 1, 2007\***

**(\*Except as otherwise noted)**

**This schedule supersedes and replaces all previously  
approved schedules of Rates, Charges, and Loss Factors**

**EB-2007-0525**



# Espanola Regional Hydro Distribution Corporation

## Tariff OF RATES AND CHARGES

Effective May 1, 2007\*

(\*Except as otherwise noted)

This schedule supersedes and replaces all previously approved schedules of Rates, Charges, and Loss Factors

EB-2007-0525

### Service Class 15

--

### MONTHLY RATES AND CHARGES

#### Residential

Service Charge	\$	10.39
Distribution Volumetric Rate	\$/kWh	0.0135
Regulatory Asset Recovery	\$/kWh	0.0030
Retail Transmission Rate – Network Service Rate	\$/kWh	0.0053
Retail Transmission Rate – Line and Transformation Connection Service Rate	\$/kWh	0.0039
Wholesale Market Service Rate	\$/kWh	0.0052
Rural Rate Protection Charge	\$/kWh	0.0010
Regulated Price Plan – Administration Charge	\$	0.25

#### General Service Less Than 50 kW

Service Charge	\$	13.19
Distribution Volumetric Rate	\$/kWh	0.0203
Regulatory Asset Recovery	\$/kWh	0.0015
Retail Transmission Rate – Network Service Rate	\$/kWh	0.0049
Retail Transmission Rate – Line and Transformation Connection Service Rate	\$/kWh	0.0035
Wholesale Market Service Rate	\$/kWh	0.0052
Rural Rate Protection Charge	\$/kWh	0.0010
Regulated Price Plan – Administration Charge	\$	0.25

#### General Service 50 to 4,999 kW

Service Charge	\$	123.39
Distribution Volumetric Rate	\$/kW	1.7428
Regulatory Asset Recovery	\$/kW	0.4822
Retail Transmission Rate – Network Service Rate	\$/kW	1.9902
Retail Transmission Rate – Line and Transformation Connection Service Rate	\$/kW	1.3968
Retail Transmission Rate – Network Service Rate - Interval Metered	\$/kW	2.2535
Retail Transmission Rate – Line and Transformation Connection Service Rate - Interval Metered	\$/kW	1.9603
Wholesale Market Service Rate	\$/kWh	0.0052
Rural Rate Protection Charge	\$/kWh	0.0010
Regulated Price Plan – Administration Charge	\$	0.25

# Espanola Regional Hydro Distribution Corporation

## Tariff OF RATES AND CHARGES

Effective May 1, 2007\*

(\*Except as otherwise noted)

**This schedule supersedes and replaces all previously  
approved schedules of Rates, Charges, and Loss Factors**

EB-2007-0525

### Unmetered Scattered Load

Service Charge	\$	6.47
Distribution Volumetric Rate	\$/kWh	0.0135
Regulatory Asset Recovery	\$/kWh	0.0015
Retail Transmission Rate – Network Service Rate	\$/kWh	0.0049
Retail Transmission Rate – Line and Transformation Connection Service Rate	\$/kWh	0.0035
Wholesale Market Service Rate	\$/kWh	0.0052
Rural Rate Protection Charge	\$/kWh	0.0010
Regulated Price Plan – Administration Charge	\$	0.25

### Sentinal Lighting

Service Charge	\$	0.45
Distribution Volumetric Rate	\$/kW	8.5595
Regulatory Asset Recovery - Effective October 18, 2006 to April 30, 2007	\$/kW	2.0503
Regulatory Asset Recovery - Effective May 1, 2007 to October 31, 2007	\$/kW	6.5503
Regulatory Asset Recover - Effective November 1, 2007	\$/kW	12.0503
Retail Transmission Rate – Network Service Rate	\$/kW	1.5085
Retail Transmission Rate – Line and Transformation Connection Service Rate	\$/kW	1.1024
Wholesale Market Service Rate	\$/kWh	0.0052
Rural Rate Protection Charge	\$/kWh	0.0010
Regulated Price Plan – Administration Charge	\$	0.25

### Street Lighting

Service Charge	\$	0.41
Distribution Volumetric Rate	\$/kW	2.9717
Regulatory Asset Recovery	\$/kW	0.1879
Retail Transmission Rate – Network Service Rate	\$/kW	1.5009
Retail Transmission Rate – Line and Transformation Connection Service Rate	\$/kW	1.0798
Wholesale Market Service Rate	\$/kWh	0.0052
Rural Rate Protection Charge	\$/kWh	0.0010
Regulated Price Plan – Administration Charge	\$	0.25

# **Espanola Regional Hydro Distribution Corporation**

**Tariff OF RATES AND CHARGES**

**Effective May 1, 2007\***

**(\*Except as otherwise noted)**

**This schedule supersedes and replaces all previously  
approved schedules of Rates, Charges, and Loss Factors**

**EB-2007-0525**

# **Espanola Regional Hydro Distribution Corporation**

**Tariff OF RATES AND CHARGES**

**Effective May 1, 2007\***

(\*Except as otherwise noted)

**This schedule supersedes and replaces all previously  
approved schedules of Rates, Charges, and Loss Factors**

**EB-2007-0525**

# **Espanola Regional Hydro Distribution Corporation**

**Tariff OF RATES AND CHARGES**

**Effective May 1, 2007\***

(\*Except as otherwise noted)

**This schedule supersedes and replaces all previously  
approved schedules of Rates, Charges, and Loss Factors**

**EB-2007-0525**

# Espanola Regional Hydro Distribution Corporation

## Tariff OF RATES AND CHARGES

Effective May 1, 2007\*

(\*Except as otherwise noted)

This schedule supersedes and replaces all previously approved schedules of Rates, Charges, and Loss Factors

EB-2007-0525

### Specific Service Charges

#### Customer Administration

Arrears certificate	\$	15.00
Account history	\$	15.00
Returned cheque charge (plus bank charges)	\$	15.00
Account set up charge/change of occupancy charge (plus credit agency costs if applicable)	\$	30.00
Special meter reads	\$	30.00
Meter dispute charge plus Measurement Canada fees (if meter found correct)	\$	30.00
	\$	0.00
	\$	0.00
Late Payment - per month	%	1.50
Late Payment - per annum	%	19.56
Collection of account charge - no disconnection	\$	30.00
Disconnect/Reconnect at meter - during regular hours	\$	65.00
Disconnect/Reconnect at pole - during regular hours	\$	185.00
Temporary service install & remove - overhead - no transformer	\$	500.00
Temporary service install & remove - underground - no transformer	\$	300.00
Specific Charge for Access to the Power Poles \$/pole/year	\$	22.35

#### Allowances

Transformer Allowance for Ownership - per kW of billing demand/month	\$	-0.60
Primary Metering Allowance for transformer losses - applied to measured demand and energy	%	-1.00

### LOSS FACTORS

Total Loss Factor – Secondary Metered Customer < 5,000 kW	1.0724
Total Loss Factor – Secondary Metered Customer > 5,000 kW	1.0145
Total Loss Factor – Primary Metered Customer < 5,000 kW	1.0617
Total Loss Factor – Primary Metered Customer > 5,000 kW	1.0045



## 2007 INCENTIVE RATE MECHANISM ADJUSTMENT MODEL

Espanola Regional Hydro Distribution Corporation

EB-2007-0525, EB-2005-0362

Friday, February 16, 2007

### Sheet 11 - Bill Impact - May 1 to Oct 31

Regulated Price Plan	2006	2006	2007	2007
<b>Residential</b>	Threshold	\$ / kWh	Threshold	\$ / kWh
less than or equal to	600	\$ 0.058	600	\$ 0.058
greater than	> 600	\$ 0.067	> 600	\$ 0.067

Regulated Price Plan	2006	2006	2007	2007
<b>Non-Residential</b>	Threshold	\$ / kWh	Threshold	\$ / kWh
less than or equal to	750	\$ 0.058	750	\$ 0.058
greater than	> 750	\$ 0.067	> 750	\$ 0.067

### Residential

<b>Consumption</b>	100 kWh 0 kW	<b>Loss Factor 1.0724</b>
--------------------	-----------------	---------------------------

	2006 BILL			2007 BILL			IMPACT		
	Volume	RATE \$	CHARGE \$	Volume	RATE \$	CHARGE \$	\$	%	% of Total Bill
Monthly Service Charge			\$ 10.30			\$ 10.39	\$ 0.09	0.87%	50.29%
Distribution (kWh)	100	\$ 0.0134	\$ 1.34	100	\$ 0.0135	\$ 1.35	\$ 0.0100	0.75%	6.53%
Distribution (kW)	0	\$ -	\$ -	0	\$ -	\$ -	\$ -	0.00%	0.00%
Regulatory Assets (kWh)	100	\$ 0.0030	\$ 0.30	100	\$ 0.0030	\$ 0.30	\$ -	0.00%	1.45%
Regulatory Assets (kW)	0	\$ -	\$ -	0	\$ -	\$ -	\$ -	0.00%	0.00%
<b>Sub-Total</b>			<b>\$ 11.94</b>			<b>\$ 12.04</b>	<b>\$ 0.10</b>	<b>0.84%</b>	<b>58.27%</b>
Other Charges (kWh)	107	\$ 0.0224	\$ 2.40	107	\$ 0.0224	\$ 2.40	\$ -	0.00%	11.63%
Other Charges (kW)	0	\$ -	\$ -	0	\$ -	\$ -	\$ -	0.00%	0.00%
Cost of Power Commodity (kWh)	107	\$ 0.0580	\$ 6.22	107	\$ 0.0580	\$ 6.22	\$ -	0.00%	30.10%
Cost of Power Commodity (kW)	0	\$ 0.0670	\$ -	0	\$ 0.0670	\$ -	\$ -	0.00%	0.00%
<b>Total Bill before Taxes</b>			<b>\$ 20.56</b>			<b>\$ 20.66</b>	<b>\$ 0.10</b>	<b>0.49%</b>	<b>100%</b>
<b>GST (2006 - 7%, 2007 - 6%)</b>			<b>\$ 1.30</b>			<b>\$ 1.24</b>	<b>-\$ 0.06</b>	<b>-4.80%</b>	
<b>Total Bill after Taxes</b>			<b>\$ 21.86</b>			<b>\$ 21.90</b>	<b>\$ 0.04</b>	<b>0.17%</b>	

### Residential

<b>Consumption</b>	250 kWh 0 kW	<b>Loss Factor 1.0724</b>
--------------------	-----------------	---------------------------

	2006 BILL			2007 BILL			IMPACT		
	Volume	RATE \$	CHARGE \$	Volume	RATE \$	CHARGE \$	\$	%	% of Total Bill
Monthly Service Charge			\$ 10.30			\$ 10.39	\$ 0.09	0.87%	50.29%
Distribution (kWh)	250	\$ 0.0134	\$ 3.35	250	\$ 0.0135	\$ 3.38	\$ 0.0250	0.75%	16.33%
Distribution (kW)	0	\$ -	\$ -	0	\$ -	\$ -	\$ -	0.00%	0.00%
Regulatory Assets (kWh)	250	\$ 0.0030	\$ 0.75	250	\$ 0.0030	\$ 0.75	\$ -	0.00%	3.63%
Regulatory Assets (kW)	0	\$ -	\$ -	0	\$ -	\$ -	\$ -	0.00%	0.00%
<b>Sub-Total</b>			<b>\$ 14.40</b>			<b>\$ 14.52</b>	<b>\$ 0.12</b>	<b>0.80%</b>	<b>40.24%</b>
Other Charges (kWh)	268	\$ 0.0224	\$ 6.01	268	\$ 0.0224	\$ 6.01	\$ -	0.00%	16.65%
Other Charges (kW)	0	\$ -	\$ -	0	\$ -	\$ -	\$ -	0.00%	0.00%
Cost of Power Commodity (kWh)	268	\$ 0.0580	\$ 15.55	268	\$ 0.0580	\$ 15.55	\$ -	0.00%	43.11%
Cost of Power Commodity (kW)	0	\$ 0.0670	\$ -	0	\$ 0.0670	\$ -	\$ -	0.00%	0.00%
<b>Total Bill before Taxes</b>			<b>\$ 35.96</b>			<b>\$ 36.07</b>	<b>\$ 0.12</b>	<b>0.32%</b>	<b>100%</b>
<b>GST (2006 - 7%, 2007 - 6%)</b>			<b>\$ 2.28</b>			<b>\$ 2.16</b>	<b>-\$ 0.11</b>	<b>-4.96%</b>	
<b>Total Bill after Taxes</b>			<b>\$ 38.23</b>			<b>\$ 38.23</b>	<b>\$ 0.00</b>	<b>0.01%</b>	

**Residential**

<b>Consumption</b>	500 kWh 0 kW	<b>Loss Factor 1.0724</b>
--------------------	-----------------	---------------------------

	2006 BILL			2007 BILL			IMPACT		
	Volume	RATE \$	CHARGE \$	Volume	RATE \$	CHARGE \$	\$	%	% of Total Bill
Monthly Service Charge			\$ 10.30			\$ 10.39	\$ 0.09	0.87%	50.29%
Distribution (kWh)	500	\$ 0.0134	\$ 6.70	500	\$ 0.0135	\$ 6.75	\$ 0.0500	0.75%	32.67%
Distribution (kW)	0	\$ -	\$ -	0	\$ -	\$ -	\$ -	0.00%	0.00%
Regulatory Assets (kWh)	500	\$ 0.0030	\$ 1.50	500	\$ 0.0030	\$ 1.50	\$ -	0.00%	7.26%
Regulatory Assets (kW)	0	\$ -	\$ -	0	\$ -	\$ -	\$ -	0.00%	0.00%
<b>Sub-Total</b>			<b>\$ 18.50</b>			<b>\$ 18.64</b>	<b>\$ 0.14</b>	<b>0.76%</b>	<b>30.19%</b>
Other Charges (kWh)	536	\$ 0.0224	\$ 12.01	536	\$ 0.0224	\$ 12.01	\$ -	0.00%	19.45%
Other Charges (kW)	0	\$ -	\$ -	0	\$ -	\$ -	\$ -	0.00%	0.00%
Cost of Power Commodity (kWh)	536	\$ 0.0580	\$ 31.10	536	\$ 0.0580	\$ 31.10	\$ -	0.00%	50.36%
Cost of Power Commodity (kW)	0	\$ 0.0670	\$ -	0	\$ 0.0670	\$ -	\$ -	0.00%	0.00%
<b>Total Bill before Taxes</b>			<b>\$ 61.61</b>			<b>\$ 61.75</b>	<b>\$ 0.14</b>	<b>0.23%</b>	<b>100%</b>
<b>GST (2006 - 7%, 2007 - 6%)</b>			<b>\$ 3.90</b>			<b>\$ 3.71</b>	<b>-\$ 0.20</b>	<b>-5.05%</b>	
<b>Total Bill after Taxes</b>			<b>\$ 65.51</b>			<b>\$ 65.46</b>	<b>-\$ 0.06</b>	<b>-0.09%</b>	

**Residential**

<b>Consumption</b>	750 kWh 0 kW	<b>Loss Factor 1.0724</b>
--------------------	-----------------	---------------------------

	2006 BILL			2007 BILL			IMPACT		
	Volume	RATE \$	CHARGE \$	Volume	RATE \$	CHARGE \$	\$	%	% of Total Bill
Monthly Service Charge			\$ 10.30			\$ 10.39	\$ 0.09	0.87%	50.29%
Distribution (kWh)	750	\$ 0.0134	\$ 10.05	750	\$ 0.0135	\$ 10.13	\$ 0.0750	0.75%	49.00%
Distribution (kW)	0	\$ -	\$ -	0	\$ -	\$ -	\$ -	0.00%	0.00%
Regulatory Assets (kWh)	750	\$ 0.0030	\$ 2.25	750	\$ 0.0030	\$ 2.25	\$ -	0.00%	10.89%
Regulatory Assets (kW)	0	\$ -	\$ -	0	\$ -	\$ -	\$ -	0.00%	0.00%
<b>Sub-Total</b>			<b>\$ 22.60</b>			<b>\$ 22.77</b>	<b>\$ 0.16</b>	<b>0.73%</b>	<b>25.50%</b>
Other Charges (kWh)	804	\$ 0.0224	\$ 18.02	804	\$ 0.0224	\$ 18.02	\$ -	0.00%	20.18%
Other Charges (kW)	0	\$ -	\$ -	0	\$ -	\$ -	\$ -	0.00%	0.00%
Cost of Power Commodity (kWh)	600	\$ 0.0580	\$ 34.80	600	\$ 0.0580	\$ 34.80	\$ -	0.00%	38.98%
Cost of Power Commodity (kW)	204	\$ 0.0670	\$ 13.69	204	\$ 0.0670	\$ 13.69	\$ -	0.00%	15.33%
<b>Total Bill before Taxes</b>			<b>\$ 89.10</b>			<b>\$ 89.27</b>	<b>\$ 0.16</b>	<b>0.19%</b>	<b>100%</b>
<b>GST (2006 - 7%, 2007 - 6%)</b>			<b>\$ 5.64</b>			<b>\$ 5.36</b>	<b>-\$ 0.29</b>	<b>-5.09%</b>	
<b>Total Bill after Taxes</b>			<b>\$ 94.75</b>			<b>\$ 94.63</b>	<b>-\$ 0.12</b>	<b>-0.13%</b>	

**Residential**

<b>Consumption</b>	1,000 kWh 0 kW	<b>Loss Factor 1.0724</b>
--------------------	-------------------	---------------------------

	2006 BILL			2007 BILL			IMPACT		
	Volume	RATE \$	CHARGE \$	Volume	RATE \$	CHARGE \$	\$	%	% of Total Bill
Monthly Service Charge			\$ 10.30			\$ 10.39	\$ 0.09	0.87%	50.29%
Distribution (kWh)	1,000	\$ 0.0134	\$ 13.40	1,000	\$ 0.0135	\$ 13.50	\$ 0.1000	0.75%	65.34%
Distribution (kW)	0	\$ -	\$ -	0	\$ -	\$ -	\$ -	0.00%	0.00%
Regulatory Assets (kWh)	1,000	\$ 0.0030	\$ 3.00	1,000	\$ 0.0030	\$ 3.00	\$ -	0.00%	14.52%
Regulatory Assets (kW)	0	\$ -	\$ -	0	\$ -	\$ -	\$ -	0.00%	0.00%
<b>Sub-Total</b>			<b>\$ 26.70</b>			<b>\$ 26.89</b>	<b>\$ 0.19</b>	<b>0.71%</b>	<b>22.91%</b>
Other Charges (kWh)	1072	\$ 0.0224	\$ 24.02	1072	\$ 0.0224	\$ 24.02	\$ -	0.00%	20.47%
Other Charges (kW)	0	\$ -	\$ -	0	\$ -	\$ -	\$ -	0.00%	0.00%



Cost of Power Commodity (kWh)	600	\$ 0.0580	\$ 34.80	600	\$ 0.0580	\$ 34.80	\$ -	0.00%	29.65%
Cost of Power Commodity (kWh)	472	\$ 0.0670	\$ 31.65	472	\$ 0.0670	\$ 31.65	\$ -	0.00%	26.97%
<b>Total Bill before Taxes</b>			<b>\$ 117.17</b>			<b>\$ 117.36</b>	<b>\$ 0.19</b>	<b>0.16%</b>	<b>100%</b>
<b>GST (2006 - 7%, 2007 - 6%)</b>			<b>\$ 7.42</b>			<b>\$ 7.04</b>	<b>-\$ 0.38</b>	<b>-5.11%</b>	
<b>Total Bill after Taxes</b>			<b>\$ 124.59</b>			<b>\$ 124.40</b>	<b>-\$ 0.19</b>	<b>-0.15%</b>	

**Residential**

<b>Consumption</b>	1,500 kWh 0 kW	<b>Loss Factor 1.0724</b>
--------------------	-------------------	---------------------------

	2006 BILL			2007 BILL			IMPACT		
	Volume	RATE \$	CHARGE \$	Volume	RATE \$	CHARGE \$	\$	%	% of Total Bill
Monthly Service Charge			\$ 10.30			\$ 10.39	\$ 0.09	0.87%	50.29%
Distribution (kWh)	1,500	\$ 0.0134	\$ 20.10	1,500	\$ 0.0135	\$ 20.25	\$ 0.1500	0.75%	98.01%
Distribution (kW)	0	\$ -	\$ -	0	\$ -	\$ -	\$ -	0.00%	0.00%
Regulatory Assets (kWh)	1,500	\$ 0.0030	\$ 4.50	1,500	\$ 0.0030	\$ 4.50	\$ -	0.00%	21.78%
Regulatory Assets (kW)	0	\$ -	\$ -	0	\$ -	\$ -	\$ -	0.00%	0.00%
<b>Sub-Total</b>			<b>\$ 34.90</b>			<b>\$ 35.14</b>	<b>\$ 0.24</b>	<b>0.69%</b>	<b>20.25%</b>
Other Charges (kWh)	1609	\$ 0.0224	\$ 36.03	1609	\$ 0.0224	\$ 36.03	\$ -	0.00%	20.76%
Other Charges (kW)	0	\$ -	\$ -	0	\$ -	\$ -	\$ -	0.00%	0.00%
Cost of Power Commodity (kWh)	600	\$ 0.0580	\$ 34.80	600	\$ 0.0580	\$ 34.80	\$ -	0.00%	20.05%
Cost of Power Commodity (kW)	1,009	\$ 0.0670	\$ 67.58	1,009	\$ 0.0670	\$ 67.58	\$ -	0.00%	38.94%
<b>Total Bill before Taxes</b>			<b>\$ 173.31</b>			<b>\$ 173.55</b>	<b>\$ 0.24</b>	<b>0.14%</b>	<b>100%</b>
<b>GST (2006 - 7%, 2007 - 6%)</b>			<b>\$ 10.98</b>			<b>\$ 10.41</b>	<b>-\$ 0.56</b>	<b>-5.13%</b>	
<b>Total Bill after Taxes</b>			<b>\$ 184.29</b>			<b>\$ 183.96</b>	<b>-\$ 0.32</b>	<b>-0.18%</b>	

**Residential**

<b>Consumption</b>	2,000 kWh 0 kW	<b>Loss Factor 1.0724</b>
--------------------	-------------------	---------------------------

	2006 BILL			2007 BILL			IMPACT		
	Volume	RATE \$	CHARGE \$	Volume	RATE \$	CHARGE \$	\$	%	% of Total Bill
Monthly Service Charge			\$ 10.30			\$ 10.39	\$ 0.09	0.87%	50.29%
Distribution (kWh)	2,000	\$ 0.0134	\$ 26.80	2,000	\$ 0.0135	\$ 27.00	\$ 0.2000	0.75%	130.67%
Distribution (kW)	0	\$ -	\$ -	0	\$ -	\$ -	\$ -	0.00%	0.00%
Regulatory Assets (kWh)	2,000	\$ 0.0030	\$ 6.00	2,000	\$ 0.0030	\$ 6.00	\$ -	0.00%	29.04%
Regulatory Assets (kW)	0	\$ -	\$ -	0	\$ -	\$ -	\$ -	0.00%	0.00%
<b>Sub-Total</b>			<b>\$ 43.10</b>			<b>\$ 43.39</b>	<b>\$ 0.29</b>	<b>0.67%</b>	<b>18.89%</b>
Other Charges (kWh)	2145	\$ 0.0224	\$ 48.04	2145	\$ 0.0224	\$ 48.04	\$ -	0.00%	20.91%
Other Charges (kW)	0	\$ -	\$ -	0	\$ -	\$ -	\$ -	0.00%	0.00%
Cost of Power Commodity (kWh)	600	\$ 0.0580	\$ 34.80	600	\$ 0.0580	\$ 34.80	\$ -	0.00%	15.15%
Cost of Power Commodity (kW)	1,545	\$ 0.0670	\$ 103.50	1,545	\$ 0.0670	\$ 103.50	\$ -	0.00%	45.05%
<b>Total Bill before Taxes</b>			<b>\$ 229.45</b>			<b>\$ 229.74</b>	<b>\$ 0.29</b>	<b>0.13%</b>	<b>100%</b>
<b>GST (2006 - 7%, 2007 - 6%)</b>			<b>\$ 14.53</b>			<b>\$ 13.78</b>	<b>-\$ 0.75</b>	<b>-5.14%</b>	
<b>Total Bill after Taxes</b>			<b>\$ 243.98</b>			<b>\$ 243.52</b>	<b>-\$ 0.46</b>	<b>-0.19%</b>	

**General Service Less Than 50 kW**

<b>Consumption</b>	1,000 kWh 0 kW	<b>Loss Factor 1.0724</b>
--------------------	-------------------	---------------------------

	2006 BILL			2007 BILL			IMPACT		
	Volume	RATE \$	CHARGE \$	Volume	RATE \$	CHARGE \$	\$	%	% of Total Bill

Monthly Service Charge			\$ 13.07			\$ 13.19	\$ 0.12	0.92%	63.84%
Distribution (kWh)	1,000	\$ 0.0201	\$ 20.10	1,000	\$ 0.0203	\$ 20.30	\$ 0.2000	1.00%	98.25%
Distribution (kW)	0	\$ -	\$ -	0	\$ -	\$ -	\$ -	0.00%	0.00%
Regulatory Assets (kWh)	1,000	\$ 0.0015	\$ 1.50	1,000	\$ 0.0015	\$ 1.50	\$ -	0.00%	7.26%
Regulatory Assets (kW)	0	\$ -	\$ -	0	\$ -	\$ -	\$ -	0.00%	0.00%
<b>Sub-Total</b>			<b>\$ 34.67</b>			<b>\$ 34.99</b>	<b>\$ 0.32</b>	<b>0.92%</b>	<b>28.39%</b>
Other Charges (kWh)	1072	\$ 0.0216	\$ 23.16	1072	\$ 0.0216	\$ 23.16	\$ -	0.00%	18.79%
Other Charges (kW)	0	\$ -	\$ -	0	\$ -	\$ -	\$ -	0.00%	0.00%
Cost of Power Commodity (kWh)	750	\$ 0.0580	\$ 43.50	750	\$ 0.0580	\$ 43.50	\$ -	0.00%	35.29%
Cost of Power Commodity (kW)	322	\$ 0.0670	\$ 21.60	322	\$ 0.0670	\$ 21.60	\$ -	0.00%	17.53%
<b>Total Bill before Taxes</b>			<b>\$ 122.93</b>			<b>\$ 123.25</b>	<b>\$ 0.32</b>	<b>0.26%</b>	<b>100%</b>
<b>GST (2006 - 7%, 2007 - 6%)</b>			<b>\$ 7.79</b>			<b>\$ 7.40</b>	<b>-\$ 0.39</b>	<b>-5.02%</b>	
<b>Total Bill after Taxes</b>			<b>\$ 130.72</b>			<b>\$ 130.65</b>	<b>-\$ 0.07</b>	<b>-0.05%</b>	

### General Service Less Than 50 kW

<b>Consumption</b>	2,000 kWh 0 kW	<b>Loss Factor 1.0724</b>
--------------------	-------------------	---------------------------

	2006 BILL			2007 BILL			IMPACT		
	Volume	RATE \$	CHARGE \$	Volume	RATE \$	CHARGE \$	\$	%	% of Total Bill
Monthly Service Charge			\$ 13.07			\$ 13.19	\$ 0.12	0.92%	63.84%
Distribution (kWh)	2,000	\$ 0.0201	\$ 40.20	2,000	\$ 0.0203	\$ 40.60	\$ 0.4000	1.00%	196.50%
Distribution (kW)	0	\$ -	\$ -	0	\$ -	\$ -	\$ -	0.00%	0.00%
Regulatory Assets (kWh)	2,000	\$ 0.0015	\$ 3.00	2,000	\$ 0.0015	\$ 3.00	\$ -	0.00%	14.52%
Regulatory Assets (kW)	0	\$ -	\$ -	0	\$ -	\$ -	\$ -	0.00%	0.00%
<b>Sub-Total</b>			<b>\$ 56.27</b>			<b>\$ 56.79</b>	<b>\$ 0.52</b>	<b>0.92%</b>	<b>23.66%</b>
Other Charges (kWh)	2145	\$ 0.0216	\$ 46.33	2145	\$ 0.0216	\$ 46.33	\$ -	0.00%	19.30%
Other Charges (kW)	0	\$ -	\$ -	0	\$ -	\$ -	\$ -	0.00%	0.00%
Cost of Power Commodity (kWh)	750	\$ 0.0580	\$ 43.50	750	\$ 0.0580	\$ 43.50	\$ -	0.00%	18.12%
Cost of Power Commodity (kW)	1,395	\$ 0.0670	\$ 93.45	1,395	\$ 0.0670	\$ 93.45	\$ -	0.00%	38.93%
<b>Total Bill before Taxes</b>			<b>\$ 239.55</b>			<b>\$ 240.07</b>	<b>\$ 0.52</b>	<b>0.22%</b>	<b>100%</b>
<b>GST (2006 - 7%, 2007 - 6%)</b>			<b>\$ 15.17</b>			<b>\$ 14.40</b>	<b>-\$ 0.77</b>	<b>-5.06%</b>	
<b>Total Bill after Taxes</b>			<b>\$ 254.72</b>			<b>\$ 254.47</b>	<b>-\$ 0.25</b>	<b>-0.10%</b>	

### General Service Less Than 50 kW

<b>Consumption</b>	5,000 kWh 0 kW	<b>Loss Factor 1.0724</b>
--------------------	-------------------	---------------------------

	2006 BILL			2007 BILL			IMPACT		
	Volume	RATE \$	CHARGE \$	Volume	RATE \$	CHARGE \$	\$	%	% of Total Bill
Monthly Service Charge			\$ 13.07			\$ 13.19	\$ 0.12	0.92%	63.84%
Distribution (kWh)	5,000	\$ 0.0201	\$ 100.50	5,000	\$ 0.0203	\$ 101.50	\$ 1.0000	1.00%	491.24%
Distribution (kW)	0	\$ -	\$ -	0	\$ -	\$ -	\$ -	0.00%	0.00%
Regulatory Assets (kWh)	5,000	\$ 0.0015	\$ 7.50	5,000	\$ 0.0015	\$ 7.50	\$ -	0.00%	36.30%
Regulatory Assets (kW)	0	\$ -	\$ -	0	\$ -	\$ -	\$ -	0.00%	0.00%
<b>Sub-Total</b>			<b>\$ 121.07</b>			<b>\$ 122.19</b>	<b>\$ 1.12</b>	<b>0.93%</b>	<b>20.69%</b>
Other Charges (kWh)	5362	\$ 0.0216	\$ 115.82	5362	\$ 0.0216	\$ 115.82	\$ -	0.00%	19.61%
Other Charges (kW)	0	\$ -	\$ -	0	\$ -	\$ -	\$ -	0.00%	0.00%
Cost of Power Commodity (kWh)	750	\$ 0.0580	\$ 43.50	750	\$ 0.0580	\$ 43.50	\$ -	0.00%	7.37%
Cost of Power Commodity (kW)	4,612	\$ 0.0670	\$ 309.00	4,612	\$ 0.0670	\$ 309.00	\$ -	0.00%	52.33%
<b>Total Bill before Taxes</b>			<b>\$ 589.39</b>			<b>\$ 590.51</b>	<b>\$ 1.12</b>	<b>0.19%</b>	<b>100%</b>
<b>GST (2006 - 7%, 2007 - 6%)</b>			<b>\$ 37.33</b>			<b>\$ 35.43</b>	<b>-\$ 1.90</b>	<b>-5.08%</b>	
<b>Total Bill after Taxes</b>			<b>\$ 626.72</b>			<b>\$ 625.94</b>	<b>-\$ 0.78</b>	<b>-0.12%</b>	

**General Service Less Than 50 kW**

**Consumption**      10,000 kWh  
0 kW      **Loss Factor 1.0724**

	2006 BILL			2007 BILL			IMPACT		
	Volume	RATE \$	CHARGE \$	Volume	RATE \$	CHARGE \$	\$	%	% of Total Bill
Monthly Service Charge			\$ 13.07			\$ 13.19	\$ 0.12	0.92%	63.84%
Distribution (kWh)	10,000	\$ 0.0201	\$ 201.00	10,000	\$ 0.0203	\$ 203.00	\$ 2.0000	1.00%	982.48%
Distribution (kW)	0	\$ -	\$ -	0	\$ -	\$ -	\$ -	0.00%	0.00%
Regulatory Assets (kWh)	10,000	\$ 0.0015	\$ 15.00	10,000	\$ 0.0015	\$ 15.00	\$ -	0.00%	72.60%
Regulatory Assets (kW)	0	\$ -	\$ -	0	\$ -	\$ -	\$ -	0.00%	0.00%
<b>Sub-Total</b>			<b>\$ 229.07</b>			<b>\$ 231.19</b>	<b>\$ 2.12</b>	<b>0.93%</b>	<b>19.68%</b>
Other Charges (kWh)	10724	\$ 0.0216	\$ 231.64	10724	\$ 0.0216	\$ 231.64	\$ -	0.00%	19.72%
Other Charges (kW)	0	\$ -	\$ -	0	\$ -	\$ -	\$ -	0.00%	0.00%
Cost of Power Commodity (kWh)	750	\$ 0.0580	\$ 43.50	750	\$ 0.0580	\$ 43.50	\$ -	0.00%	3.70%
Cost of Power Commodity (kW)	9,974	\$ 0.0670	\$ 668.26	9,974	\$ 0.0670	\$ 668.26	\$ -	0.00%	56.89%
<b>Total Bill before Taxes</b>			<b>\$ 1,172.47</b>			<b>\$ 1,174.59</b>	<b>\$ 2.12</b>	<b>0.18%</b>	<b>100%</b>
<b>GST (2006 - 7%, 2007 - 6%)</b>			<b>\$ 74.26</b>			<b>\$ 70.48</b>	<b>-\$ 3.78</b>	<b>-5.09%</b>	
<b>Total Bill after Taxes</b>			<b>\$ 1,246.72</b>			<b>\$ 1,245.06</b>	<b>-\$ 1.66</b>	<b>-0.13%</b>	

**General Service Less Than 50 kW**

**Consumption**      15,000 kWh  
0 kW      **Loss Factor 1.0724**

	2006 BILL			2007 BILL			IMPACT		
	Volume	RATE \$	CHARGE \$	Volume	RATE \$	CHARGE \$	\$	%	% of Total Bill
Monthly Service Charge			\$ 13.07			\$ 13.19	\$ 0.12	0.92%	63.84%
Distribution (kWh)	15,000	\$ 0.0201	\$ 301.50	15,000	\$ 0.0203	\$ 304.50	\$ 3.0000	1.00%	1473.71%
Distribution (kW)	0	\$ -	\$ -	0	\$ -	\$ -	\$ -	0.00%	0.00%
Regulatory Assets (kWh)	15,000	\$ 0.0015	\$ 22.50	15,000	\$ 0.0015	\$ 22.50	\$ -	0.00%	108.90%
Regulatory Assets (kW)	0	\$ -	\$ -	0	\$ -	\$ -	\$ -	0.00%	0.00%
<b>Sub-Total</b>			<b>\$ 337.07</b>			<b>\$ 340.19</b>	<b>\$ 3.12</b>	<b>0.93%</b>	<b>19.34%</b>
Other Charges (kWh)	16086	\$ 0.0216	\$ 347.46	16086	\$ 0.0216	\$ 347.46	\$ -	0.00%	19.76%
Other Charges (kW)	0	\$ -	\$ -	0	\$ -	\$ -	\$ -	0.00%	0.00%
Cost of Power Commodity (kWh)	750	\$ 0.0580	\$ 43.50	750	\$ 0.0580	\$ 43.50	\$ -	0.00%	2.47%
Cost of Power Commodity (kW)	15,336	\$ 0.0670	\$ 1,027.51	15,336	\$ 0.0670	\$ 1,027.51	\$ -	0.00%	58.43%
<b>Total Bill before Taxes</b>			<b>\$ 1,755.54</b>			<b>\$ 1,758.66</b>	<b>\$ 3.12</b>	<b>0.18%</b>	<b>100%</b>
<b>GST (2006 - 7%, 2007 - 6%)</b>			<b>\$ 111.18</b>			<b>\$ 105.52</b>	<b>-\$ 5.66</b>	<b>-5.09%</b>	
<b>Total Bill after Taxes</b>			<b>\$ 1,866.72</b>			<b>\$ 1,864.18</b>	<b>-\$ 2.54</b>	<b>-0.14%</b>	

**General Service 50 to 4,999 kW**

**Consumption**      15,000 kWh  
60 kW      **Loss Factor 1.0724**

	2006 BILL			2007 BILL			IMPACT		
	Volume	RATE \$	CHARGE \$	Volume	RATE \$	CHARGE \$	\$	%	% of Total Bill
Monthly Service Charge			\$ 122.27			\$ 123.39	\$ 1.12	0.92%	597.18%
Distribution (kWh)	15,000	\$ -	\$ -	15,000	\$ -	\$ -	\$ -	0.00%	0.00%
Distribution (kW)	60	\$ 1.7269	\$ 103.61	60	\$ 1.7428	\$ 104.57	\$ 0.95	0.92%	506.09%
Regulatory Assets (kWh)	15,000	\$ -	\$ -	15,000	\$ -	\$ -	\$ -	0.00%	0.00%
Regulatory Assets (kW)	60	\$ 0.4822	\$ 28.93	60	\$ 0.4822	\$ 28.93	\$ -	0.00%	140.02%
<b>Sub-Total</b>			<b>\$ 254.82</b>			<b>\$ 256.89</b>	<b>\$ 2.07</b>	<b>0.81%</b>	<b>12.66%</b>
Other Charges (kWh)	16086	\$ 0.0132	\$ 212.34	16086	\$ 0.0132	\$ 212.34	\$ -	0.00%	10.46%
Other Charges (kW)	64	\$ 7.6008	\$ 489.07	64	\$ 7.6008	\$ 489.07	\$ -	0.00%	24.10%

Cost of Power Commodity (kWh)	750	\$ 0.0580	\$ 43.50	750	\$ 0.0580	\$ 43.50	\$ -	0.00%	2.14%
Cost of Power Commodity (kWh)	15,336	\$ 0.0670	\$ 1,027.51	15,336	\$ 0.0670	\$ 1,027.51	\$ -	0.00%	50.63%
<b>Total Bill before Taxes</b>			<b>\$ 2,027.23</b>			<b>\$ 2,029.30</b>	<b>\$ 2.07</b>	<b>0.10%</b>	<b>100%</b>
<b>GST (2006 - 7%, 2007 - 6%)</b>			<b>\$ 128.39</b>			<b>\$ 121.76</b>	<b>-\$ 6.63</b>	<b>-5.17%</b>	
<b>Total Bill after Taxes</b>			<b>\$ 2,155.62</b>			<b>\$ 2,151.06</b>	<b>-\$ 4.56</b>	<b>-0.21%</b>	

**General Service 50 to 4,999 kW**

<b>Consumption</b>	<b>40,000 kWh</b> <b>100 kW</b>	<b>Loss Factor 1.0724</b>
--------------------	------------------------------------	---------------------------

	2006 BILL			2007 BILL			IMPACT		
	Volume	RATE \$	CHARGE \$	Volume	RATE \$	CHARGE \$	\$	%	% of Total Bill
Monthly Service Charge			\$ 122.27			\$ 123.39	\$ 1.12	0.92%	597.18%
Distribution (kWh)	40,000	\$ -	\$ -	40,000	\$ -	\$ -	\$ -	0.00%	0.00%
Distribution (kW)	100	\$ 1.7269	\$ 172.69	100	\$ 1.7428	\$ 174.28	\$ 1.59	0.92%	843.48%
Regulatory Assets (kWh)	40,000	\$ -	\$ -	40,000	\$ -	\$ -	\$ -	0.00%	0.00%
Regulatory Assets (kW)	100	\$ 0.4822	\$ 48.22	100	\$ 0.4822	\$ 48.22	\$ -	0.00%	233.37%
<b>Sub-Total</b>			<b>\$ 343.18</b>			<b>\$ 345.89</b>	<b>\$ 2.71</b>	<b>0.79%</b>	<b>7.53%</b>
Other Charges (kWh)	42896	\$ 0.0132	\$ 566.23	42896	\$ 0.0132	\$ 566.23	\$ -	0.00%	12.32%
Other Charges (kW)	107	\$ 7.6008	\$ 815.11	107	\$ 7.6008	\$ 815.11	\$ -	0.00%	17.74%
Cost of Power Commodity (kWh)	750	\$ 0.0580	\$ 43.50	750	\$ 0.0580	\$ 43.50	\$ -	0.00%	0.95%
Cost of Power Commodity (kW)	42,146	\$ 0.0670	\$ 2,823.78	42,146	\$ 0.0670	\$ 2,823.78	\$ -	0.00%	61.46%
<b>Total Bill before Taxes</b>			<b>\$ 4,591.80</b>			<b>\$ 4,594.51</b>	<b>\$ 2.71</b>	<b>0.06%</b>	<b>100%</b>
<b>GST (2006 - 7%, 2007 - 6%)</b>			<b>\$ 290.81</b>			<b>\$ 275.67</b>	<b>-\$ 15.14</b>	<b>-5.21%</b>	
<b>Total Bill after Taxes</b>			<b>\$ 4,882.61</b>			<b>\$ 4,870.18</b>	<b>-\$ 12.43</b>	<b>-0.25%</b>	

**General Service 50 to 4,999 kW**

<b>Consumption</b>	<b>100,000 kWh</b> <b>500 kW</b>	<b>Loss Factor 1.0724</b>
--------------------	-------------------------------------	---------------------------

	2006 BILL			2007 BILL			IMPACT		
	Volume	RATE \$	CHARGE \$	Volume	RATE \$	CHARGE \$	\$	%	% of Total Bill
Monthly Service Charge			\$ 122.27			\$ 123.39	\$ 1.12	0.92%	597.18%
Distribution (kWh)	100,000	\$ -	\$ -	100,000	\$ -	\$ -	\$ -	0.00%	0.00%
Distribution (kW)	500	\$ 1.7269	\$ 863.45	500	\$ 1.7428	\$ 871.40	\$ 7.95	0.92%	4217.38%
Regulatory Assets (kWh)	100,000	\$ -	\$ -	100,000	\$ -	\$ -	\$ -	0.00%	0.00%
Regulatory Assets (kW)	500	\$ 0.4822	\$ 241.10	500	\$ 0.4822	\$ 241.10	\$ -	0.00%	1166.87%
<b>Sub-Total</b>			<b>\$ 1,226.82</b>			<b>\$ 1,235.89</b>	<b>\$ 9.07</b>	<b>0.74%</b>	<b>8.89%</b>
Other Charges (kWh)	107240	\$ 0.0132	\$ 1,415.57	107240	\$ 0.0132	\$ 1,415.57	\$ -	0.00%	10.18%
Other Charges (kW)	536	\$ 7.6008	\$ 4,075.55	536	\$ 7.6008	\$ 4,075.55	\$ -	0.00%	29.31%
Cost of Power Commodity (kWh)	750	\$ 0.0580	\$ 43.50	750	\$ 0.0580	\$ 43.50	\$ -	0.00%	0.31%
Cost of Power Commodity (kW)	106,490	\$ 0.0670	\$ 7,134.83	106,490	\$ 0.0670	\$ 7,134.83	\$ -	0.00%	51.31%
<b>Total Bill before Taxes</b>			<b>\$ 13,896.27</b>			<b>\$ 13,905.34</b>	<b>\$ 9.07</b>	<b>0.07%</b>	<b>100%</b>
<b>GST (2006 - 7%, 2007 - 6%)</b>			<b>\$ 880.10</b>			<b>\$ 834.32</b>	<b>-\$ 45.78</b>	<b>-5.20%</b>	
<b>Total Bill after Taxes</b>			<b>\$ 14,776.36</b>			<b>\$ 14,739.66</b>	<b>-\$ 36.71</b>	<b>-0.25%</b>	

**General Service 50 to 4,999 kW**

<b>Consumption</b>	<b>400,000 kWh</b> <b>1000 kW</b>	<b>Loss Factor 1.0724</b>
--------------------	--------------------------------------	---------------------------

	2006 BILL			2007 BILL			IMPACT		
	Volume	RATE \$	CHARGE \$	Volume	RATE \$	CHARGE \$	\$	%	% of Total Bill

Monthly Service Charge			\$ 122.27			\$ 123.39	\$ 1.12	0.92%	597.18%
Distribution (kWh)	400,000	\$ -	\$ -	400,000	\$ -	\$ -	\$ -	0.00%	0.00%
Distribution (kW)	1,000	\$ 1.7269	\$ 1,726.90	1,000	\$ 1.7428	\$ 1,742.80	\$ 15.90	0.92%	8434.77%
Regulatory Assets (kWh)	400,000	\$ -	\$ -	400,000	\$ -	\$ -	\$ -	0.00%	0.00%
Regulatory Assets (kW)	1,000	\$ 0.4822	\$ 482.20	1,000	\$ 0.4822	\$ 482.20	\$ -	0.00%	2333.74%
<b>Sub-Total</b>			<b>\$ 2,331.37</b>			<b>\$ 2,348.39</b>	<b>\$ 17.02</b>	<b>0.73%</b>	<b>5.23%</b>
Other Charges (kWh)	428960	\$ 0.0132	\$ 5,662.27	428960	\$ 0.0132	\$ 5,662.27	\$ -	0.00%	12.61%
Other Charges (kW)	1,072	\$ 7.6008	\$ 8,151.10	1,072	\$ 7.6008	\$ 8,151.10	\$ -	0.00%	18.16%
Cost of Power Commodity (kWh)	750	\$ 0.0580	\$ 43.50	750	\$ 0.0580	\$ 43.50	\$ -	0.00%	0.10%
Cost of Power Commodity (kW)	428,210	\$ 0.0670	\$ 28,690.07	428,210	\$ 0.0670	\$ 28,690.07	\$ -	0.00%	63.90%
<b>Total Bill before Taxes</b>			<b>\$ 44,878.31</b>			<b>\$ 44,895.33</b>	<b>\$ 17.02</b>	<b>0.04%</b>	<b>100%</b>
<b>GST (2006 - 7%, 2007 - 6%)</b>			<b>\$ 2,842.29</b>			<b>\$ 2,693.72</b>	<b>-\$ 148.57</b>	<b>-5.23%</b>	
<b>Total Bill after Taxes</b>			<b>\$ 47,720.60</b>			<b>\$ 47,589.05</b>	<b>-\$ 131.55</b>	<b>-0.28%</b>	

### General Service 50 to 4,999 kW

<b>Consumption</b>	1,000,000 kWh 3000 kW	<b>Loss Factor 1.0724</b>
--------------------	--------------------------	---------------------------

	2006 BILL			2007 BILL			IMPACT		
	Volume	RATE \$	CHARGE \$	Volume	RATE \$	CHARGE \$	\$	%	% of Total Bill
Monthly Service Charge			\$ 122.27			\$ 123.39	\$ 1.12	0.92%	597.18%
Distribution (kWh)	1,000,000	\$ -	\$ -	1,000,000	\$ -	\$ -	\$ -	0.00%	0.00%
Distribution (kW)	3,000	\$ 1.7269	\$ 5,180.70	3,000	\$ 1.7428	\$ 5,228.40	\$ 47.70	0.92%	25304.31%
Regulatory Assets (kWh)	1,000,000	\$ -	\$ -	1,000,000	\$ -	\$ -	\$ -	0.00%	0.00%
Regulatory Assets (kW)	3,000	\$ 0.4822	\$ 1,446.60	3,000	\$ 0.4822	\$ 1,446.60	\$ -	0.00%	7001.23%
<b>Sub-Total</b>			<b>\$ 6,749.57</b>			<b>\$ 6,798.39</b>	<b>\$ 48.82</b>	<b>0.72%</b>	<b>5.80%</b>
Other Charges (kWh)	1072400	\$ 0.0132	\$ 14,155.68	1072400	\$ 0.0132	\$ 14,155.68	\$ -	0.00%	12.07%
Other Charges (kW)	3,217	\$ 7.6008	\$ 24,453.29	3,217	\$ 7.6008	\$ 24,453.29	\$ -	0.00%	20.86%
Cost of Power Commodity (kWh)	750	\$ 0.0580	\$ 43.50	750	\$ 0.0580	\$ 43.50	\$ -	0.00%	0.04%
Cost of Power Commodity (kW)	1,071,650	\$ 0.0670	\$ 71,800.55	1,071,650	\$ 0.0670	\$ 71,800.55	\$ -	0.00%	61.24%
<b>Total Bill before Taxes</b>			<b>\$ 117,202.59</b>			<b>\$ 117,251.41</b>	<b>\$ 48.82</b>	<b>0.04%</b>	<b>100%</b>
<b>GST (2006 - 7%, 2007 - 6%)</b>			<b>\$ 7,422.83</b>			<b>\$ 7,035.08</b>	<b>-\$ 387.75</b>	<b>-5.22%</b>	
<b>Total Bill after Taxes</b>			<b>\$ 124,625.42</b>			<b>\$ 124,286.50</b>	<b>-\$ 338.93</b>	<b>-0.27%</b>	

### General Service 50 to 4,999 kW

<b>Consumption</b>	1,500,000 kWh 4000 kW	<b>Loss Factor 1.0724</b>
--------------------	--------------------------	---------------------------

	2006 BILL			2007 BILL			IMPACT		
	Volume	RATE \$	CHARGE \$	Volume	RATE \$	CHARGE \$	\$	%	% of Total Bill
Monthly Service Charge			\$ 122.27			\$ 123.39	\$ 1.12	0.92%	597.18%
Distribution (kWh)	1,500,000	\$ -	\$ -	1,500,000	\$ -	\$ -	\$ -	0.00%	0.00%
Distribution (kW)	4,000	\$ 1.7269	\$ 6,907.60	4,000	\$ 1.7428	\$ 6,971.20	\$ 63.60	0.92%	33739.07%
Regulatory Assets (kWh)	1,500,000	\$ -	\$ -	1,500,000	\$ -	\$ -	\$ -	0.00%	0.00%
Regulatory Assets (kW)	4,000	\$ 0.4822	\$ 1,928.80	4,000	\$ 0.4822	\$ 1,928.80	\$ -	0.00%	9334.97%
<b>Sub-Total</b>			<b>\$ 8,958.67</b>			<b>\$ 9,023.39</b>	<b>\$ 64.72</b>	<b>0.72%</b>	<b>5.29%</b>
Other Charges (kWh)	1608600	\$ 0.0132	\$ 21,233.52	1608600	\$ 0.0132	\$ 21,233.52	\$ -	0.00%	12.44%
Other Charges (kW)	4,290	\$ 7.6008	\$ 32,604.39	4,290	\$ 7.6008	\$ 32,604.39	\$ -	0.00%	19.11%
Cost of Power Commodity (kWh)	750	\$ 0.0580	\$ 43.50	750	\$ 0.0580	\$ 43.50	\$ -	0.00%	0.03%
Cost of Power Commodity (kW)	1,607,850	\$ 0.0670	\$ 107,725.95	1,607,850	\$ 0.0670	\$ 107,725.95	\$ -	0.00%	63.13%
<b>Total Bill before Taxes</b>			<b>\$ 170,566.03</b>			<b>\$ 170,630.75</b>	<b>\$ 64.72</b>	<b>0.04%</b>	<b>100%</b>
<b>GST (2006 - 7%, 2007 - 6%)</b>			<b>\$ 10,802.52</b>			<b>\$ 10,237.85</b>	<b>-\$ 564.67</b>	<b>-5.23%</b>	
<b>Total Bill after Taxes</b>			<b>\$ 181,368.55</b>			<b>\$ 180,868.60</b>	<b>-\$ 499.95</b>	<b>-0.28%</b>	

**Unmetered Scattered Load**

<b>Consumption</b>	15,000 kWh 60 kW	<b>Loss Factor 1.0724</b>
--------------------	---------------------	---------------------------

	2006 BILL			2007 BILL			IMPACT		
	Volume	RATE \$	CHARGE \$	Volume	RATE \$	CHARGE \$	\$	%	% of Total Bill
Monthly Service Charge			\$ 6.41			\$ 6.47	\$ 0.06	0.94%	31.31%
Distribution (kWh)	15,000	\$ -	\$ -	15,000	\$ -	\$ -	\$ -	0.00%	0.00%
Distribution (kW)	60	\$ 0.0134	\$ 0.80	60	\$ 0.0135	\$ 0.81	\$ 0.01	0.75%	3.92%
Regulatory Assets (kWh)	15,000	\$ -	\$ -	15,000	\$ -	\$ -	\$ -	0.00%	0.00%
Regulatory Assets (kW)	60	\$ 0.0015	\$ 0.09	60	\$ 0.0015	\$ 0.09	\$ -	0.00%	0.44%
<b>Sub-Total</b>			<b>\$ 7.30</b>			<b>\$ 7.37</b>	<b>\$ 0.07</b>	<b>0.90%</b>	<b>0.57%</b>
Other Charges (kWh)	16086	\$ 0.0132	\$ 212.34	16086	\$ 0.0132	\$ 212.34	\$ -	0.00%	16.44%
Other Charges (kW)	64	\$ 0.0084	\$ 0.54	64	\$ 0.0084	\$ 0.54	\$ -	0.00%	0.04%
Cost of Power Commodity (kWh)	750	\$ 0.0580	\$ 43.50	750	\$ 0.0580	\$ 43.50	\$ -	0.00%	3.37%
Cost of Power Commodity (kW)	15,336	\$ 0.0670	\$ 1,027.51	15,336	\$ 0.0670	\$ 1,027.51	\$ -	0.00%	79.57%
<b>Total Bill before Taxes</b>			<b>\$ 1,291.19</b>			<b>\$ 1,291.26</b>	<b>\$ 0.07</b>	<b>0.01%</b>	<b>100%</b>
<b>GST (2006 - 7%, 2007 - 6%)</b>			<b>\$ 81.78</b>			<b>\$ 77.48</b>	<b>-\$ 4.30</b>	<b>-5.26%</b>	
<b>Total Bill after Taxes</b>			<b>\$ 1,372.97</b>			<b>\$ 1,368.73</b>	<b>-\$ 4.23</b>	<b>-0.31%</b>	

**Unmetered Scattered Load**

<b>Consumption</b>	40,000 kWh 100 kW	<b>Loss Factor 1.0724</b>
--------------------	----------------------	---------------------------

	2006 BILL			2007 BILL			IMPACT		
	Volume	RATE \$	CHARGE \$	Volume	RATE \$	CHARGE \$	\$	%	% of Total Bill
Monthly Service Charge			\$ 6.41			\$ 6.47	\$ 0.06	0.94%	31.31%
Distribution (kWh)	40,000	\$ -	\$ -	40,000	\$ -	\$ -	\$ -	0.00%	0.00%
Distribution (kW)	100	\$ 0.0134	\$ 1.34	100	\$ 0.0135	\$ 1.35	\$ 0.01	0.75%	6.53%
Regulatory Assets (kWh)	40,000	\$ -	\$ -	40,000	\$ -	\$ -	\$ -	0.00%	0.00%
Regulatory Assets (kW)	100	\$ 0.0015	\$ 0.15	100	\$ 0.0015	\$ 0.15	\$ -	0.00%	0.73%
<b>Sub-Total</b>			<b>\$ 7.90</b>			<b>\$ 7.97</b>	<b>\$ 0.07</b>	<b>0.89%</b>	<b>0.23%</b>
Other Charges (kWh)	42896	\$ 0.0132	\$ 566.23	42896	\$ 0.0132	\$ 566.23	\$ -	0.00%	16.45%
Other Charges (kW)	107	\$ 0.0084	\$ 0.90	107	\$ 0.0084	\$ 0.90	\$ -	0.00%	0.03%
Cost of Power Commodity (kWh)	750	\$ 0.0580	\$ 43.50	750	\$ 0.0580	\$ 43.50	\$ -	0.00%	1.26%
Cost of Power Commodity (kW)	42,146	\$ 0.0670	\$ 2,823.78	42,146	\$ 0.0670	\$ 2,823.78	\$ -	0.00%	82.03%
<b>Total Bill before Taxes</b>			<b>\$ 3,442.31</b>			<b>\$ 3,442.38</b>	<b>\$ 0.07</b>	<b>0.00%</b>	<b>100%</b>
<b>GST (2006 - 7%, 2007 - 6%)</b>			<b>\$ 218.01</b>			<b>\$ 206.54</b>	<b>-\$ 11.47</b>	<b>-5.26%</b>	
<b>Total Bill after Taxes</b>			<b>\$ 3,660.32</b>			<b>\$ 3,648.92</b>	<b>-\$ 11.40</b>	<b>-0.31%</b>	

**Unmetered Scattered Load**

<b>Consumption</b>	100,000 kWh 500 kW	<b>Loss Factor 1.0724</b>
--------------------	-----------------------	---------------------------

	2006 BILL			2007 BILL			IMPACT		
	Volume	RATE \$	CHARGE \$	Volume	RATE \$	CHARGE \$	\$	%	% of Total Bill
Monthly Service Charge			\$ 6.41			\$ 6.47	\$ 0.06	0.94%	31.31%
Distribution (kWh)	100,000	\$ -	\$ -	100,000	\$ -	\$ -	\$ -	0.00%	0.00%
Distribution (kW)	500	\$ 0.0134	\$ 6.70	500	\$ 0.0135	\$ 6.75	\$ 0.05	0.75%	32.67%
Regulatory Assets (kWh)	100,000	\$ -	\$ -	100,000	\$ -	\$ -	\$ -	0.00%	0.00%
Regulatory Assets (kW)	500	\$ 0.0015	\$ 0.75	500	\$ 0.0015	\$ 0.75	\$ -	0.00%	3.63%
<b>Sub-Total</b>			<b>\$ 13.86</b>			<b>\$ 13.97</b>	<b>\$ 0.11</b>	<b>0.79%</b>	<b>0.16%</b>
Other Charges (kWh)	107240	\$ 0.0132	\$ 1,415.57	107240	\$ 0.0132	\$ 1,415.57	\$ -	0.00%	16.44%
Other Charges (kW)	536	\$ 0.0084	\$ 4.50	536	\$ 0.0084	\$ 4.50	\$ -	0.00%	0.05%

Cost of Power Commodity (kWh)	750	\$ 0.0580	\$ 43.50	750	\$ 0.0580	\$ 43.50	\$ -	0.00%	0.51%
Cost of Power Commodity (kWh)	106,490	\$ 0.0670	\$ 7,134.83	106,490	\$ 0.0670	\$ 7,134.83	\$ -	0.00%	82.84%
<b>Total Bill before Taxes</b>			<b>\$ 8,612.26</b>			<b>\$ 8,612.37</b>	<b>\$ 0.11</b>	<b>0.00%</b>	<b>100%</b>
<b>GST (2006 - 7%, 2007 - 6%)</b>			<b>\$ 545.44</b>			<b>\$ 516.74</b>	<b>-\$ 28.70</b>	<b>-5.26%</b>	
<b>Total Bill after Taxes</b>			<b>\$ 9,157.71</b>			<b>\$ 9,129.11</b>	<b>-\$ 28.59</b>	<b>-0.31%</b>	

### Unmetered Scattered Load

<b>Consumption</b>	400,000 kWh 1000 kW	<b>Loss Factor 1.0724</b>
--------------------	------------------------	---------------------------

	2006 BILL			2007 BILL			IMPACT		
	Volume	RATE \$	CHARGE \$	Volume	RATE \$	CHARGE \$	\$	%	% of Total Bill
Monthly Service Charge			\$ 6.41			\$ 6.47	\$ 0.06	0.94%	31.31%
Distribution (kWh)	400,000	\$ -	\$ -	400,000	\$ -	\$ -	\$ -	0.00%	0.00%
Distribution (kW)	1,000	\$ 0.0134	\$ 13.40	1,000	\$ 0.0135	\$ 13.50	\$ 0.10	0.75%	65.34%
Regulatory Assets (kWh)	400,000	\$ -	\$ -	400,000	\$ -	\$ -	\$ -	0.00%	0.00%
Regulatory Assets (kW)	1,000	\$ 0.0015	\$ 1.50	1,000	\$ 0.0015	\$ 1.50	\$ -	0.00%	7.26%
<b>Sub-Total</b>			<b>\$ 21.31</b>			<b>\$ 21.47</b>	<b>\$ 0.16</b>	<b>0.75%</b>	<b>0.06%</b>
Other Charges (kWh)	428960	\$ 0.0132	\$ 5,662.27	428960	\$ 0.0132	\$ 5,662.27	\$ -	0.00%	16.45%
Other Charges (kW)	1,072	\$ 0.0084	\$ 9.01	1,072	\$ 0.0084	\$ 9.01	\$ -	0.00%	0.03%
Cost of Power Commodity (kWh)	750	\$ 0.0580	\$ 43.50	750	\$ 0.0580	\$ 43.50	\$ -	0.00%	0.13%
Cost of Power Commodity (kWh)	428,210	\$ 0.0670	\$ 28,690.07	428,210	\$ 0.0670	\$ 28,690.07	\$ -	0.00%	83.34%
<b>Total Bill before Taxes</b>			<b>\$ 34,426.16</b>			<b>\$ 34,426.32</b>	<b>\$ 0.16</b>	<b>0.00%</b>	<b>100%</b>
<b>GST (2006 - 7%, 2007 - 6%)</b>			<b>\$ 2,180.32</b>			<b>\$ 2,065.58</b>	<b>-\$ 114.74</b>	<b>-5.26%</b>	
<b>Total Bill after Taxes</b>			<b>\$ 36,606.48</b>			<b>\$ 36,491.90</b>	<b>-\$ 114.58</b>	<b>-0.31%</b>	

### Unmetered Scattered Load

<b>Consumption</b>	1,000,000 kWh 3000 kW	<b>Loss Factor 1.0724</b>
--------------------	--------------------------	---------------------------

	2006 BILL			2007 BILL			IMPACT		
	Volume	RATE \$	CHARGE \$	Volume	RATE \$	CHARGE \$	\$	%	% of Total Bill
Monthly Service Charge			\$ 6.41			\$ 6.47	\$ 0.06	0.94%	31.31%
Distribution (kWh)	1,000,000	\$ -	\$ -	1,000,000	\$ -	\$ -	\$ -	0.00%	0.00%
Distribution (kW)	3,000	\$ 0.0134	\$ 40.20	3,000	\$ 0.0135	\$ 40.50	\$ 0.30	0.75%	196.01%
Regulatory Assets (kWh)	1,000,000	\$ -	\$ -	1,000,000	\$ -	\$ -	\$ -	0.00%	0.00%
Regulatory Assets (kW)	3,000	\$ 0.0015	\$ 4.50	3,000	\$ 0.0015	\$ 4.50	\$ -	0.00%	21.78%
<b>Sub-Total</b>			<b>\$ 51.11</b>			<b>\$ 51.47</b>	<b>\$ 0.36</b>	<b>0.70%</b>	<b>0.06%</b>
Other Charges (kWh)	1072400	\$ 0.0132	\$ 14,155.68	1072400	\$ 0.0132	\$ 14,155.68	\$ -	0.00%	16.45%
Other Charges (kW)	3,217	\$ 0.0084	\$ 27.02	3,217	\$ 0.0084	\$ 27.02	\$ -	0.00%	0.03%
Cost of Power Commodity (kWh)	750	\$ 0.0580	\$ 43.50	750	\$ 0.0580	\$ 43.50	\$ -	0.00%	0.05%
Cost of Power Commodity (kWh)	1,071,650	\$ 0.0670	\$ 71,800.55	1,071,650	\$ 0.0670	\$ 71,800.55	\$ -	0.00%	83.41%
<b>Total Bill before Taxes</b>			<b>\$ 86,077.86</b>			<b>\$ 86,078.22</b>	<b>\$ 0.36</b>	<b>0.00%</b>	<b>100%</b>
<b>GST (2006 - 7%, 2007 - 6%)</b>			<b>\$ 5,451.60</b>			<b>\$ 5,164.69</b>	<b>-\$ 286.90</b>	<b>-5.26%</b>	
<b>Total Bill after Taxes</b>			<b>\$ 91,529.46</b>			<b>\$ 91,242.92</b>	<b>-\$ 286.54</b>	<b>-0.31%</b>	

### Unmetered Scattered Load

<b>Consumption</b>	1,500,000 kWh 4000 kW	<b>Loss Factor 1.0724</b>
--------------------	--------------------------	---------------------------

	2006 BILL			2007 BILL			IMPACT		
	Volume	RATE \$	CHARGE \$	Volume	RATE \$	CHARGE \$	\$	%	% of Total Bill

Monthly Service Charge			\$ 6.41			\$ 6.47	\$ 0.06	0.94%	31.31%
Distribution (kWh)	1,500,000	\$ -	\$ -	1,500,000	\$ -	\$ -	\$ -	0.00%	0.00%
Distribution (kW)	4,000	\$ 0.0134	\$ 53.60	4,000	\$ 0.0135	\$ 54.00	\$ 0.40	0.75%	261.35%
Regulatory Assets (kWh)	1,500,000	\$ -	\$ -	1,500,000	\$ -	\$ -	\$ -	0.00%	0.00%
Regulatory Assets (kW)	4,000	\$ 0.0015	\$ 6.00	4,000	\$ 0.0015	\$ 6.00	\$ -	0.00%	29.04%
<b>Sub-Total</b>			<b>\$ 66.01</b>			<b>\$ 66.47</b>	<b>\$ 0.46</b>	<b>0.70%</b>	<b>0.05%</b>
Other Charges (kWh)	1608600	\$ 0.0132	\$ 21,233.52	1608600	\$ 0.0132	\$ 21,233.52	\$ -	0.00%	16.45%
Other Charges (kW)	4,290	\$ 0.0084	\$ 36.03	4,290	\$ 0.0084	\$ 36.03	\$ -	0.00%	0.03%
Cost of Power Commodity (kWh)	750	\$ 0.0580	\$ 43.50	750	\$ 0.0580	\$ 43.50	\$ -	0.00%	0.03%
Cost of Power Commodity (kW)	1,607,850	\$ 0.0670	\$ 107,725.95	1,607,850	\$ 0.0670	\$ 107,725.95	\$ -	0.00%	83.44%
<b>Total Bill before Taxes</b>			<b>\$ 129,105.01</b>			<b>\$ 129,105.47</b>	<b>\$ 0.46</b>	<b>0.00%</b>	<b>100%</b>
<b>GST (2006 - 7%, 2007 - 6%)</b>			<b>\$ 8,176.65</b>			<b>\$ 7,746.33</b>	<b>-\$ 430.32</b>	<b>-5.26%</b>	
<b>Total Bill after Taxes</b>			<b>\$ 137,281.66</b>			<b>\$ 136,851.80</b>	<b>-\$ 429.86</b>	<b>-0.31%</b>	

### Sentinal Lighting

<b>Consumption</b>	15,000 kWh 60 kW	<b>Loss Factor 1.0724</b>
--------------------	---------------------	---------------------------

	2006 BILL			2007 BILL			IMPACT		
	Volume	RATE \$	CHARGE \$	Volume	RATE \$	CHARGE \$	\$	%	% of Total Bill
Monthly Service Charge			\$ 0.45			\$ 0.45	\$ -	0.00%	2.18%
Distribution (kWh)	15,000	\$ -	\$ -	15,000	\$ -	\$ -	\$ -	0.00%	0.00%
Distribution (kW)	60	\$ 8.4815	\$ 508.89	60	\$ 8.5595	\$ 513.57	\$ 4.68	0.92%	2485.57%
Regulatory Assets (kWh)	15,000	\$ -	\$ -	15,000	\$ -	\$ -	\$ -	0.00%	0.00%
Regulatory Assets (kW)	60	\$ 12.0503	\$ 723.02	60	\$ 12.0503	\$ 723.02	\$ -	0.00%	3499.25%
<b>Sub-Total</b>			<b>\$ 1,232.36</b>			<b>\$ 1,237.04</b>	<b>\$ 4.68</b>	<b>0.38%</b>	<b>46.01%</b>
Other Charges (kWh)	16086	\$ 0.0132	\$ 212.34	16086	\$ 0.0132	\$ 212.34	\$ -	0.00%	7.90%
Other Charges (kW)	64	\$ 2.6109	\$ 168.00	64	\$ 2.6109	\$ 168.00	\$ -	0.00%	6.25%
Cost of Power Commodity (kWh)	750	\$ 0.0580	\$ 43.50	750	\$ 0.0580	\$ 43.50	\$ -	0.00%	1.62%
Cost of Power Commodity (kW)	15,336	\$ 0.0670	\$ 1,027.51	15,336	\$ 0.0670	\$ 1,027.51	\$ -	0.00%	38.22%
<b>Total Bill before Taxes</b>			<b>\$ 2,683.70</b>			<b>\$ 2,688.38</b>	<b>\$ 4.68</b>	<b>0.17%</b>	<b>100%</b>
<b>GST (2006 - 7%, 2007 - 6%)</b>			<b>\$ 169.97</b>			<b>\$ 161.30</b>	<b>-\$ 8.66</b>	<b>-5.10%</b>	
<b>Total Bill after Taxes</b>			<b>\$ 2,853.67</b>			<b>\$ 2,849.68</b>	<b>-\$ 3.98</b>	<b>-0.14%</b>	

### Sentinal Lighting

<b>Consumption</b>	40,000 kWh 100 kW	<b>Loss Factor 1.0724</b>
--------------------	----------------------	---------------------------

	2006 BILL			2007 BILL			IMPACT		
	Volume	RATE \$	CHARGE \$	Volume	RATE \$	CHARGE \$	\$	%	% of Total Bill
Monthly Service Charge			\$ 0.45			\$ 0.45	\$ -	0.00%	2.18%
Distribution (kWh)	40,000	\$ -	\$ -	40,000	\$ -	\$ -	\$ -	0.00%	0.00%
Distribution (kW)	100	\$ 8.4815	\$ 848.15	100	\$ 8.5595	\$ 855.95	\$ 7.80	0.92%	4142.61%
Regulatory Assets (kWh)	40,000	\$ -	\$ -	40,000	\$ -	\$ -	\$ -	0.00%	0.00%
Regulatory Assets (kW)	100	\$ 12.0503	\$ 1,205.03	100	\$ 12.0503	\$ 1,205.03	\$ -	0.00%	5832.08%
<b>Sub-Total</b>			<b>\$ 2,053.63</b>			<b>\$ 2,061.43</b>	<b>\$ 7.80</b>	<b>0.38%</b>	<b>35.70%</b>
Other Charges (kWh)	42896	\$ 0.0132	\$ 566.23	42896	\$ 0.0132	\$ 566.23	\$ -	0.00%	9.80%
Other Charges (kW)	107	\$ 2.6109	\$ 279.99	107	\$ 2.6109	\$ 279.99	\$ -	0.00%	4.85%
Cost of Power Commodity (kWh)	750	\$ 0.0580	\$ 43.50	750	\$ 0.0580	\$ 43.50	\$ -	0.00%	0.75%
Cost of Power Commodity (kW)	42,146	\$ 0.0670	\$ 2,823.78	42,146	\$ 0.0670	\$ 2,823.78	\$ -	0.00%	48.90%
<b>Total Bill before Taxes</b>			<b>\$ 5,767.13</b>			<b>\$ 5,774.93</b>	<b>\$ 7.80</b>	<b>0.14%</b>	<b>100%</b>
<b>GST (2006 - 7%, 2007 - 6%)</b>			<b>\$ 365.25</b>			<b>\$ 346.50</b>	<b>-\$ 18.76</b>	<b>-5.14%</b>	
<b>Total Bill after Taxes</b>			<b>\$ 6,132.38</b>			<b>\$ 6,121.43</b>	<b>-\$ 10.96</b>	<b>-0.18%</b>	



**Sentinal Lighting**

**Consumption**      100,000 kWh  
500 kW      **Loss Factor 1.0724**

	2006 BILL			2007 BILL			IMPACT		
	Volume	RATE \$	CHARGE \$	Volume	RATE \$	CHARGE \$	\$	%	% of Total Bill
Monthly Service Charge			\$ 0.45			\$ 0.45	\$ -	0.00%	2.18%
Distribution (kWh)	100,000	\$ -	\$ -	100,000	\$ -	\$ -	\$ -	0.00%	0.00%
Distribution (kW)	500	\$ 8.4815	\$ 4,240.75	500	\$ 8.5595	\$ 4,279.75	\$ 39.00	0.92%	20713.05%
Regulatory Assets (kWh)	100,000	\$ -	\$ -	100,000	\$ -	\$ -	\$ -	0.00%	0.00%
Regulatory Assets (kW)	500	\$ 12.0503	\$ 6,025.15	500	\$ 12.0503	\$ 6,025.15	\$ -	0.00%	29160.40%
<b>Sub-Total</b>			<b>\$ 10,266.35</b>			<b>\$ 10,305.35</b>	<b>\$ 39.00</b>	<b>0.38%</b>	<b>50.77%</b>
Other Charges (kWh)	107240	\$ 0.0132	\$ 1,415.57	107240	\$ 0.0132	\$ 1,415.57	\$ -	0.00%	6.97%
Other Charges (kW)	536	\$ 2.6109	\$ 1,399.96	536	\$ 2.6109	\$ 1,399.96	\$ -	0.00%	6.90%
Cost of Power Commodity (kWh)	750	\$ 0.0580	\$ 43.50	750	\$ 0.0580	\$ 43.50	\$ -	0.00%	0.21%
Cost of Power Commodity (kW)	106,490	\$ 0.0670	\$ 7,134.83	106,490	\$ 0.0670	\$ 7,134.83	\$ -	0.00%	35.15%
<b>Total Bill before Taxes</b>			<b>\$ 20,260.21</b>			<b>\$ 20,299.21</b>	<b>\$ 39.00</b>	<b>0.19%</b>	<b>100%</b>
<b>GST (2006 - 7%, 2007 - 6%)</b>			<b>\$ 1,283.15</b>			<b>\$ 1,217.95</b>	<b>-\$ 65.19</b>	<b>-5.08%</b>	
<b>Total Bill after Taxes</b>			<b>\$ 21,543.36</b>			<b>\$ 21,517.17</b>	<b>-\$ 26.19</b>	<b>-0.12%</b>	

**Sentinal Lighting**

**Consumption**      400,000 kWh  
1000 kW      **Loss Factor 1.0724**

	2006 BILL			2007 BILL			IMPACT		
	Volume	RATE \$	CHARGE \$	Volume	RATE \$	CHARGE \$	\$	%	% of Total Bill
Monthly Service Charge			\$ 0.45			\$ 0.45	\$ -	0.00%	2.18%
Distribution (kWh)	400,000	\$ -	\$ -	400,000	\$ -	\$ -	\$ -	0.00%	0.00%
Distribution (kW)	1,000	\$ 8.4815	\$ 8,481.50	1,000	\$ 8.5595	\$ 8,559.50	\$ 78.00	0.92%	41426.10%
Regulatory Assets (kWh)	400,000	\$ -	\$ -	400,000	\$ -	\$ -	\$ -	0.00%	0.00%
Regulatory Assets (kW)	1,000	\$ 12.0503	\$ 12,050.30	1,000	\$ 12.0503	\$ 12,050.30	\$ -	0.00%	58320.80%
<b>Sub-Total</b>			<b>\$ 20,532.25</b>			<b>\$ 20,610.25</b>	<b>\$ 78.00</b>	<b>0.38%</b>	<b>35.65%</b>
Other Charges (kWh)	428960	\$ 0.0132	\$ 5,662.27	428960	\$ 0.0132	\$ 5,662.27	\$ -	0.00%	9.80%
Other Charges (kW)	1,072	\$ 2.6109	\$ 2,799.93	1,072	\$ 2.6109	\$ 2,799.93	\$ -	0.00%	4.84%
Cost of Power Commodity (kWh)	750	\$ 0.0580	\$ 43.50	750	\$ 0.0580	\$ 43.50	\$ -	0.00%	0.08%
Cost of Power Commodity (kW)	428,210	\$ 0.0670	\$ 28,690.07	428,210	\$ 0.0670	\$ 28,690.07	\$ -	0.00%	49.63%
<b>Total Bill before Taxes</b>			<b>\$ 57,728.02</b>			<b>\$ 57,806.02</b>	<b>\$ 78.00</b>	<b>0.14%</b>	<b>100%</b>
<b>GST (2006 - 7%, 2007 - 6%)</b>			<b>\$ 3,656.11</b>			<b>\$ 3,468.36</b>	<b>-\$ 187.75</b>	<b>-5.14%</b>	
<b>Total Bill after Taxes</b>			<b>\$ 61,384.13</b>			<b>\$ 61,274.38</b>	<b>-\$ 109.75</b>	<b>-0.18%</b>	

**Sentinal Lighting**

**Consumption**      1,000,000 kWh  
3000 kW      **Loss Factor 1.0724**

	2006 BILL			2007 BILL			IMPACT		
	Volume	RATE \$	CHARGE \$	Volume	RATE \$	CHARGE \$	\$	%	% of Total Bill
Monthly Service Charge			\$ 0.45			\$ 0.45	\$ -	0.00%	2.18%
Distribution (kWh)	1,000,000	\$ -	\$ -	1,000,000	\$ -	\$ -	\$ -	0.00%	0.00%
Distribution (kW)	3,000	\$ 8.4815	\$ 25,444.50	3,000	\$ 8.5595	\$ 25,678.50	\$ 234.00	0.92%	124278.29%
Regulatory Assets (kWh)	1,000,000	\$ -	\$ -	1,000,000	\$ -	\$ -	\$ -	0.00%	0.00%
Regulatory Assets (kW)	3,000	\$ 12.0503	\$ 36,150.90	3,000	\$ 12.0503	\$ 36,150.90	\$ -	0.00%	174962.40%
<b>Sub-Total</b>			<b>\$ 61,595.85</b>			<b>\$ 61,829.85</b>	<b>\$ 234.00</b>	<b>0.38%</b>	<b>39.58%</b>
Other Charges (kWh)	1072400	\$ 0.0132	\$ 14,155.68	1072400	\$ 0.0132	\$ 14,155.68	\$ -	0.00%	9.06%
Other Charges (kW)	3,217	\$ 2.6109	\$ 8,399.79	3,217	\$ 2.6109	\$ 8,399.79	\$ -	0.00%	5.38%

Cost of Power Commodity (kWh)	750	\$ 0.0580	\$ 43.50	750	\$ 0.0580	\$ 43.50	\$ -	0.00%	0.03%
Cost of Power Commodity (kWh)	1,071,650	\$ 0.0670	\$ 71,800.55	1,071,650	\$ 0.0670	\$ 71,800.55	\$ -	0.00%	45.96%
<b>Total Bill before Taxes</b>			<b>\$ 155,995.37</b>			<b>\$ 156,229.37</b>	<b>\$ 234.00</b>	<b>0.15%</b>	<b>100%</b>
<b>GST (2006 - 7%, 2007 - 6%)</b>			<b>\$ 9,879.71</b>			<b>\$ 9,373.76</b>	<b>-\$ 505.94</b>	<b>-5.12%</b>	
<b>Total Bill after Taxes</b>			<b>\$ 165,875.07</b>			<b>\$ 165,603.13</b>	<b>-\$ 271.94</b>	<b>-0.16%</b>	

### Sentinal Lighting

<b>Consumption</b>	1,500,000 kWh 4000 kW	<b>Loss Factor 1.0724</b>
--------------------	--------------------------	---------------------------

	2006 BILL			2007 BILL			IMPACT		
	Volume	RATE \$	CHARGE \$	Volume	RATE \$	CHARGE \$	\$	%	% of Total Bill
Monthly Service Charge			\$ 0.45			\$ 0.45	\$ -	0.00%	2.18%
Distribution (kWh)	1,500,000	\$ -	\$ -	1,500,000	\$ -	\$ -	\$ -	0.00%	0.00%
Distribution (kW)	4,000	\$ 8.4815	\$ 33,926.00	4,000	\$ 8.5595	\$ 34,238.00	\$ 312.00	0.92%	165704.39%
Regulatory Assets (kWh)	1,500,000	\$ -	\$ -	1,500,000	\$ -	\$ -	\$ -	0.00%	0.00%
Regulatory Assets (kW)	4,000	\$ 12.0503	\$ 48,201.20	4,000	\$ 12.0503	\$ 48,201.20	\$ -	0.00%	233283.21%
<b>Sub-Total</b>			<b>\$ 82,127.65</b>			<b>\$ 82,439.65</b>	<b>\$ 312.00</b>	<b>0.38%</b>	<b>37.03%</b>
Other Charges (kWh)	1608600	\$ 0.0132	\$ 21,233.52	1608600	\$ 0.0132	\$ 21,233.52	\$ -	0.00%	9.54%
Other Charges (kW)	4,290	\$ 2.6109	\$ 11,199.72	4,290	\$ 2.6109	\$ 11,199.72	\$ -	0.00%	5.03%
Cost of Power Commodity (kWh)	750	\$ 0.0580	\$ 43.50	750	\$ 0.0580	\$ 43.50	\$ -	0.00%	0.02%
Cost of Power Commodity (kWh)	1,607,850	\$ 0.0670	\$ 107,725.95	1,607,850	\$ 0.0670	\$ 107,725.95	\$ -	0.00%	48.39%
<b>Total Bill before Taxes</b>			<b>\$ 222,330.34</b>			<b>\$ 222,642.34</b>	<b>\$ 312.00</b>	<b>0.14%</b>	<b>100%</b>
<b>GST (2006 - 7%, 2007 - 6%)</b>			<b>\$ 14,080.92</b>			<b>\$ 13,358.54</b>	<b>-\$ 722.38</b>	<b>-5.13%</b>	
<b>Total Bill after Taxes</b>			<b>\$ 236,411.26</b>			<b>\$ 236,000.88</b>	<b>-\$ 410.38</b>	<b>-0.17%</b>	

### Street Lighting

<b>Consumption</b>	100,000 kWh 500 kW	<b>Loss Factor 1.0724</b>
--------------------	-----------------------	---------------------------

	2006 BILL			2007 BILL			IMPACT		
	Volume	RATE \$	CHARGE \$	Volume	RATE \$	CHARGE \$	\$	%	% of Total Bill
Monthly Service Charge			\$ 0.41			\$ 0.41	\$ -	0.00%	1.98%
Distribution (kWh)	100,000	\$ -	\$ -	100,000	\$ -	\$ -	\$ -	0.00%	0.00%
Distribution (kW)	500	\$ 2.9446	\$ 1,472.30	500	\$ 2.9717	\$ 1,485.85	\$ 13.55	0.92%	7191.19%
Regulatory Assets (kWh)	100,000	\$ -	\$ -	100,000	\$ -	\$ -	\$ -	0.00%	0.00%
Regulatory Assets (kW)	500	\$ 0.1879	\$ 93.95	500	\$ 0.1879	\$ 93.95	\$ -	0.00%	454.70%
<b>Sub-Total</b>			<b>\$ 1,566.66</b>			<b>\$ 1,580.21</b>	<b>\$ 13.55</b>	<b>0.86%</b>	<b>13.67%</b>
Other Charges (kWh)	107240	\$ 0.0132	\$ 1,415.57	107240	\$ 0.0132	\$ 1,415.57	\$ -	0.00%	12.25%
Other Charges (kW)	536	\$ 2.5807	\$ 1,383.77	536	\$ 2.5807	\$ 1,383.77	\$ -	0.00%	11.97%
Cost of Power Commodity (kWh)	750	\$ 0.0580	\$ 43.50	750	\$ 0.0580	\$ 43.50	\$ -	0.00%	0.38%
Cost of Power Commodity (kWh)	106,490	\$ 0.0670	\$ 7,134.83	106,490	\$ 0.0670	\$ 7,134.83	\$ -	0.00%	61.73%
<b>Total Bill before Taxes</b>			<b>\$ 11,544.33</b>			<b>\$ 11,557.88</b>	<b>\$ 13.55</b>	<b>0.12%</b>	<b>100%</b>
<b>GST (2006 - 7%, 2007 - 6%)</b>			<b>\$ 731.14</b>			<b>\$ 693.47</b>	<b>-\$ 37.67</b>	<b>-5.15%</b>	
<b>Total Bill after Taxes</b>			<b>\$ 12,275.47</b>			<b>\$ 12,251.35</b>	<b>-\$ 24.12</b>	<b>-0.20%</b>	

### Street Lighting

<b>Consumption</b>	400,000 kWh 1000 kW	<b>Loss Factor 1.0724</b>
--------------------	------------------------	---------------------------

	2006 BILL			2007 BILL			IMPACT		
	Volume	RATE \$	CHARGE \$	Volume	RATE \$	CHARGE \$	\$	%	% of Total Bill

Monthly Service Charge			\$ 0.41			\$ 0.41	\$ -	0.00%	1.98%
Distribution (kWh)	400,000	\$ -	\$ -	400,000	\$ -	\$ -	\$ -	0.00%	0.00%
Distribution (kW)	1,000	\$ 2,9446	\$ 2,944.60	1,000	\$ 2,9717	\$ 2,971.70	\$ 27.10	0.92%	14382.37%
Regulatory Assets (kWh)	400,000	\$ -	\$ -	400,000	\$ -	\$ -	\$ -	0.00%	0.00%
Regulatory Assets (kW)	1,000	\$ 0.1879	\$ 187.90	1,000	\$ 0.1879	\$ 187.90	\$ -	0.00%	909.39%
<b>Sub-Total</b>			<b>\$ 3,132.91</b>			<b>\$ 3,160.01</b>	<b>\$ 27.10</b>	<b>0.87%</b>	<b>7.84%</b>
Other Charges (kWh)	428960	\$ 0.0132	\$ 5,662.27	428960	\$ 0.0132	\$ 5,662.27	\$ -	0.00%	14.04%
Other Charges (kW)	1,072	\$ 2.5807	\$ 2,767.54	1,072	\$ 2.5807	\$ 2,767.54	\$ -	0.00%	6.86%
Cost of Power Commodity (kWh)	750	\$ 0.0580	\$ 43.50	750	\$ 0.0580	\$ 43.50	\$ -	0.00%	0.11%
Cost of Power Commodity (kW)	428,210	\$ 0.0670	\$ 28,690.07	428,210	\$ 0.0670	\$ 28,690.07	\$ -	0.00%	71.15%
<b>Total Bill before Taxes</b>			<b>\$ 40,296.29</b>			<b>\$ 40,323.39</b>	<b>\$ 27.10</b>	<b>0.07%</b>	<b>100%</b>
<b>GST (2006 - 7%, 2007 - 6%)</b>			<b>\$ 2,552.10</b>			<b>\$ 2,419.40</b>	<b>-\$ 132.69</b>	<b>-5.20%</b>	
<b>Total Bill after Taxes</b>			<b>\$ 42,848.39</b>			<b>\$ 42,742.80</b>	<b>-\$ 105.59</b>	<b>-0.25%</b>	

### Street Lighting

<b>Consumption</b>	1,000,000 kWh 3000 kW	<b>Loss Factor 1.0724</b>
--------------------	--------------------------	---------------------------

	2006 BILL			2007 BILL			IMPACT		
	Volume	RATE \$	CHARGE \$	Volume	RATE \$	CHARGE \$	\$	%	% of Total Bill
Monthly Service Charge			\$ 0.41			\$ 0.41	\$ -	0.00%	1.98%
Distribution (kWh)	1,000,000	\$ -	\$ -	1,000,000	\$ -	\$ -	\$ -	0.00%	0.00%
Distribution (kW)	3,000	\$ 2,9446	\$ 8,833.80	3,000	\$ 2,9717	\$ 8,915.10	\$ 81.30	0.92%	43147.12%
Regulatory Assets (kWh)	1,000,000	\$ -	\$ -	1,000,000	\$ -	\$ -	\$ -	0.00%	0.00%
Regulatory Assets (kW)	3,000	\$ 0.1879	\$ 563.70	3,000	\$ 0.1879	\$ 563.70	\$ -	0.00%	2728.18%
<b>Sub-Total</b>			<b>\$ 9,397.91</b>			<b>\$ 9,479.21</b>	<b>\$ 81.30</b>	<b>0.87%</b>	<b>9.13%</b>
Other Charges (kWh)	1072400	\$ 0.0132	\$ 14,155.68	1072400	\$ 0.0132	\$ 14,155.68	\$ -	0.00%	13.64%
Other Charges (kW)	3,217	\$ 2.5807	\$ 8,302.63	3,217	\$ 2.5807	\$ 8,302.63	\$ -	0.00%	8.00%
Cost of Power Commodity (kWh)	750	\$ 0.0580	\$ 43.50	750	\$ 0.0580	\$ 43.50	\$ -	0.00%	0.04%
Cost of Power Commodity (kW)	1,071,650	\$ 0.0670	\$ 71,800.55	1,071,650	\$ 0.0670	\$ 71,800.55	\$ -	0.00%	69.18%
<b>Total Bill before Taxes</b>			<b>\$ 103,700.27</b>			<b>\$ 103,781.57</b>	<b>\$ 81.30</b>	<b>0.08%</b>	<b>100%</b>
<b>GST (2006 - 7%, 2007 - 6%)</b>			<b>\$ 6,567.68</b>			<b>\$ 6,226.89</b>	<b>-\$ 340.79</b>	<b>-5.19%</b>	
<b>Total Bill after Taxes</b>			<b>\$ 110,267.95</b>			<b>\$ 110,008.46</b>	<b>-\$ 259.49</b>	<b>-0.24%</b>	

### Street Lighting

<b>Consumption</b>	1,500,000 kWh 4000 kW	<b>Loss Factor 1.0724</b>
--------------------	--------------------------	---------------------------

	2006 BILL			2007 BILL			IMPACT		
	Volume	RATE \$	CHARGE \$	Volume	RATE \$	CHARGE \$	\$	%	% of Total Bill
Monthly Service Charge			\$ 0.41			\$ 0.41	\$ -	0.00%	1.98%
Distribution (kWh)	1,500,000	\$ -	\$ -	1,500,000	\$ -	\$ -	\$ -	0.00%	0.00%
Distribution (kW)	4,000	\$ 2,9446	\$ 11,778.40	4,000	\$ 2,9717	\$ 11,886.80	\$ 108.40	0.92%	57529.50%
Regulatory Assets (kWh)	1,500,000	\$ -	\$ -	1,500,000	\$ -	\$ -	\$ -	0.00%	0.00%
Regulatory Assets (kW)	4,000	\$ 0.1879	\$ 751.60	4,000	\$ 0.1879	\$ 751.60	\$ -	0.00%	3637.58%
<b>Sub-Total</b>			<b>\$ 12,530.41</b>			<b>\$ 12,638.81</b>	<b>\$ 108.40</b>	<b>0.87%</b>	<b>8.28%</b>
Other Charges (kWh)	1608600	\$ 0.0132	\$ 21,233.52	1608600	\$ 0.0132	\$ 21,233.52	\$ -	0.00%	13.90%
Other Charges (kW)	4,290	\$ 2.5807	\$ 11,070.17	4,290	\$ 2.5807	\$ 11,070.17	\$ -	0.00%	7.25%
Cost of Power Commodity (kWh)	750	\$ 0.0580	\$ 43.50	750	\$ 0.0580	\$ 43.50	\$ -	0.00%	0.03%
Cost of Power Commodity (kW)	1,607,850	\$ 0.0670	\$ 107,725.95	1,607,850	\$ 0.0670	\$ 107,725.95	\$ -	0.00%	70.54%
<b>Total Bill before Taxes</b>			<b>\$ 152,603.55</b>			<b>\$ 152,711.95</b>	<b>\$ 108.40</b>	<b>0.07%</b>	<b>100%</b>
<b>GST (2006 - 7%, 2007 - 6%)</b>			<b>\$ 9,664.89</b>			<b>\$ 9,162.72</b>	<b>-\$ 502.17</b>	<b>-5.20%</b>	
<b>Total Bill after Taxes</b>			<b>\$ 162,268.44</b>			<b>\$ 161,874.67</b>	<b>-\$ 393.77</b>	<b>-0.24%</b>	



General Service LESS 1

Table with 10 columns: MONTH, YEAR, AMOUNT, etc. for General Service LESS 1.

General Service 00 TO 7

Table with 10 columns: MONTH, YEAR, AMOUNT, etc. for General Service 00 TO 7.

General Service 00 TO 7

Table with 10 columns: MONTH, YEAR, AMOUNT, etc. for General Service 00 TO 7.

General Service 00 TO 7

Table with 10 columns: MONTH, YEAR, AMOUNT, etc. for General Service 00 TO 7.

General Service 00 TO 7

Table with 10 columns: MONTH, YEAR, AMOUNT, etc. for General Service 00 TO 7.

General Service 00 TO 7

Table with 10 columns: MONTH, YEAR, AMOUNT, etc. for General Service 00 TO 7.

General Service 00 TO 7

Table with 10 columns: MONTH, YEAR, AMOUNT, etc. for General Service 00 TO 7.

Unmetered Scattered L

Table with 10 columns: MONTH, YEAR, AMOUNT, etc. for Unmetered Scattered L.

Unmetered Scattered L

Table with 10 columns: MONTH, YEAR, AMOUNT, etc. for Unmetered Scattered L.

Unmetered Scattered L

Table with 10 columns: MONTH, YEAR, AMOUNT, etc. for Unmetered Scattered L.

Unmetered Scattered L

Table with 10 columns: MONTH, YEAR, AMOUNT, etc. for Unmetered Scattered L.

Unmetered Scattered L

Table with 10 columns: MONTH, YEAR, AMOUNT, etc. for Unmetered Scattered L.





General Service LESS 1

Table with columns: MONTH, AMOUNT, BALANCE, and rows for DEBIT, CREDIT, and BALANCE.

General Service 00 TO 7

Table with columns: MONTH, AMOUNT, BALANCE, and rows for DEBIT, CREDIT, and BALANCE.

General Service 00 TO 7

Table with columns: MONTH, AMOUNT, BALANCE, and rows for DEBIT, CREDIT, and BALANCE.

General Service 00 TO 7

Table with columns: MONTH, AMOUNT, BALANCE, and rows for DEBIT, CREDIT, and BALANCE.

General Service 00 TO 7

Table with columns: MONTH, AMOUNT, BALANCE, and rows for DEBIT, CREDIT, and BALANCE.

General Service 00 TO 7

Table with columns: MONTH, AMOUNT, BALANCE, and rows for DEBIT, CREDIT, and BALANCE.

General Service 00 TO 7

Table with columns: MONTH, AMOUNT, BALANCE, and rows for DEBIT, CREDIT, and BALANCE.

Unmetered Scattered L

Table with columns: MONTH, AMOUNT, BALANCE, and rows for DEBIT, CREDIT, and BALANCE.

Unmetered Scattered L

Table with columns: MONTH, AMOUNT, BALANCE, and rows for DEBIT, CREDIT, and BALANCE.

Unmetered Scattered L

Table with columns: MONTH, AMOUNT, BALANCE, and rows for DEBIT, CREDIT, and BALANCE.

Unmetered Scattered L

Table with columns: MONTH, AMOUNT, BALANCE, and rows for DEBIT, CREDIT, and BALANCE.

Unmetered Scattered L

Table with columns: MONTH, AMOUNT, BALANCE, and rows for DEBIT, CREDIT, and BALANCE.



