



**Manager's Summary**  
**2007 Electricity Distribution Rate Application**  
**File No. EB-2007-0529**

IN THE MATTER OF the Ontario Energy Board Act, 1998, S.O. 1998, c.15, Schedule B of the Energy Competition Act, 1998:

AND IN THE MATTER OF an Application by Fort Frances Power Corporation for an order or orders approving of fixing just and reasonable rates.

**1. Introduction**

- 1.1 Fort Frances Power Corporation (the "Company") operates as an electricity distribution business in Ontario under Distribution Licence ED-2003-0028.
- 1.2 The Company submits this 2007 Electricity Distribution Rate Application ("Application") documentation for distribution rates pursuant and in accordance to the Ontario Energy Board ("Board") Filing Guidelines for 2007 Electricity Distribution Rate ("EDR") Applications.
- 1.3 The submission presents rate proposals pursuant to "Appendix D: Filing Requirements for 2007 Rate Adjustments" of the December 20, 2006 "Report of the Board on the Cost of Capital and 2<sup>nd</sup> Generation Incentive Regulation for Ontario's Electricity Distributors" ("IRM Report") and the 2007 IRM Adjustment Model, that clearly indicate the adjustments to rates to address legislative requirements.
- 1.4 The Company recognizes the possibility of negative customer reaction as a result of the new rate adjustments identified through the Application. For purposes of this Application, the Company has determined that no "significant bill impacts" have resulted, based on the Application, as submitted.

## **2. 2007 Electricity Distribution Rates**

A summary for each major component of the Rate Application follows:

### **2.1 2006 EDR Tariff Sheet as Approved by the Board**

As per the 2007 IRM Adjustment Model, the Company's 2007 Application is based on the Board-Approved 2006 EDR Model and the complete Board-Approved 2006 Tariff of Rates and Charges, specified under Appendix "A" of the Board Decision and Order pertaining to Fort Frances Power Corporation File No. RP-2005-0020 / EB-2005-0366 dated April 12, 2006.

All Board-Approved 2006 service classifications, rate classifications, descriptions, rates and charges have been included in the 2007 EDR Application.

### **2.2 Smart Meter Information**

The Company did not file a Smart Meter Investment Plan as part of the 2006 EDR Application. As a result, a Board-Approved smart meter plan rate adder, which equated to an equivalent amount of \$0.30 per month per residential customer was included in the Monthly Service Charge for metered customers in the Board-Approved 2006 Tariff of Rates and Charges, in accordance with the Decision With Reason RP-2005-0020 / EB-2005-0529.

As a result, per the 2007 IRM Adjustment Model, the current smart meter plan rate adder was removed in the 2007 EDR Application to determine the "Base" Monthly Service Charge. At time of Application filing, the Board had not yet determined the adjusted smart meter rate adder for 2007 and the amount may change as a result of the Board's current review of smart meter funding.

### **2.3 Conservation and Demand Management Adjustment**

The Company did not apply for or receive approval for incremental Conservation and Demand Management spending over and above the third tranche in the 2006 EDR Application.

As a result, per the 2007 IRM Adjustment Model, no Conservation and Demand Management adjustment was required in the 2007 EDR Application.

### **2.4 Large Corporation Tax Allowance**

The Company did not apply for or receive approval for a Large Corporation Tax Allowance in the 2006 EDR Application.

As a result, per the 2007 IRM Adjustment Model, no Large Corporation Tax Allowance adjustment was required in the 2007 EDR Application.

## 2.5 Price Cap Adjustment to “Basic” Distribution Rates

The Company has followed the Board determined GDP-IPI for final domestic demand as the price escalator for the 2<sup>nd</sup> Generation IRM and used, as a proxy per the 2007 IRM Adjustment Model, the current value of 1.92% in the 2007 EDR Application. When the final 2006 data is published by Statistics Canada, the Board will adjust the inflation index in the 2007 IRM Adjustment Model.

As per the 2007 IRM Adjustment Model, the Company has applied the Board determined X-Factor value of 1.00% to reduce the upward adjustment resulting from the GDP-IPI value.

The net result for the Company is a Price Cap Adjustment to the “Basic” Distribution Rates of 0.92% in the submitted 2007 EDR Application. The price cap was not applied to rate riders or Specific Service Charges.

### **3. Summary of 2007 Distribution Rate Impacts on Total Bill by Customer Class:**

(Total Bill Impact before GST)		<u>Impact \$</u>	<u>Impact %</u>
Residential	750 kWh	\$0.17	0.22%
	1,000 kWh	\$0.20	0.20%
General Service <50KW	2,000 kWh	\$0.45	0.21%
	5,000 kWh	\$0.75	0.15%
General Service <50KW	60kW 15,000 kWh	\$3.93	0.22%
	100kW 40,000 kWh	\$5.17	0.13%
Unmetered Scattered Load	40,000 kWh	\$0.26	0.10%
Street Lighting	275kW 100,000 kWh	\$13.11	0.12%

Signed this 22<sup>nd</sup> day of January, 2007 at Fort Frances, on behalf of the Board of Directors of the Fort Frances Power Corporation by:

Jim Kibiuk B.Admin, CGA  
President & CEO



Ontario

# Ontario Energy Board 2007 INCENTIVE RATE MECHANISM ADJUSTMENT MODEL

## Sheet 1 Utility Information Sheet

**Legend:**

Input Cell

Pull-Down Menu Option

Output Cell

**Please note that this model uses MACROS. Before starting, please ensure that macros have been enabled.**

Name of LDC:

Licence Number:

IRM 2007 EB Number:

EDR 2006 RP Number:  EDR 2006 EB Number:

Date of Submission:  Revision:

Version: 1.0

**Contact Information**

Name:

Title:

Phone Number:

E-Mail Address:

**Please Note:** In the event of an inconsistency between this model and any element of the December 20, 2006 "Report of the Board on Cost of Capital and 2<sup>nd</sup> Generation Incentive Regulation of Ontario's Electricity Distributors", the Report governs.

**Copyright**

This IRM adjustment model is protected by copyright and is being made available to you solely for the purpose of preparing or reviewing an IRM adjustment application. You may use and copy this model for that purpose, and provide a copy of this model to any person that is advising or assisting you in that regard. Except as indicated above, any copying, reproduction, publication, sale, adaptation, translation, modification, reverse engineering or other use or dissemination of this model without the express written consent of the Ontario Energy Board is prohibited. If you provide a copy of this model to a person that is advising or assisting you in preparing or reviewing an IRM adjustment application, you must ensure that the person understands and agrees to the restrictions noted above.



# 2007 INCENTIVE RATE MECHANISM ADJUSTMENT MODEL

Fort Frances Power Corporation

EB-2007-0529, EB-2005-0366

Monday, January 22, 2007

## Sheet 2 - 2006 Rate Classes

**Instructions:**

**Step 1:** Label the classes in column B exactly as indicated on your Board-Approved 2006 Tariff of Rates and Charges - this is found under sub-heading "Service Classifications". **Include correct spelling of classes as well as the order in which it appears in the tariff schedule.** Label the classes in column B with either a "Yes" or "No" by using the pull-down menu in column C.

	Service Classifications	Currently in Place
1	Residential	Yes
2	General Service Less Than 50 kW	Yes
3	General Service 50 to 4,999 kW	Yes
4	Unmetered Scattered Load	Yes
5	Street Lighting	Yes
6		
7		
8		
9		
10		
11		
12		
13		
14		
15		
16		

**Step 2:** (In some instances, rate classifications may differ from service classifications. The following table accounts for those differences.)

Label the classes in column F exactly as indicated on your Board-Approved 2006 Tariff of Rates and Charges - these are found under sub-heading "Monthly Rates and Charges". **Include correct spelling of classes as well as the order in which it appears in the tariff schedule.** Label the classes in column F with either a "Yes" or "No" by using the pull-down menu in column G.

Changes can be made to the Class names and will affect the rest of the model.

**Upon completion, press the update button.**

	Rate Classifications	Currently in Place
1	Residential	Yes
2	General Service Less Than 50 kW	Yes
3	General Service 50 to 4,999 kW	Yes
4	Unmetered Scattered Load	Yes
5	Street Lighting	Yes
6		
7		
8		
9		
10		
11		
12		
13		
14		
15		
16		





**2007 INCENTIVE RATE MECHANISM ADJUSTMENT MODEL**

Fort Frances Power Corporation

EB-2007-0529, EB-2005-0366

Monday, January 22, 2007

**Sheet 3 - 2006 Board-Approved Tariff of Rates and Charges**

**Instructions:**

Enter your Board-Approved 2006 Tariff of Rates and Charges, including the complete description of service classifications as found in the Board-Approved 2006 Tariff of Rates and Charges.

**In order to "Copy and Paste" the service classification descriptions from your MS Word or PDF document ensure that you have activated the input cells by double clicking within it before pasting.**

**SERVICE CLASSIFICATIONS**

FOR OEB STAFF USE ONLY

**Residential**

This section governs all services intended to supply electrical energy to buildings or sections of buildings devoted to living quarters such as houses, living accommodations at the rear of stores, self-contained and individually metered suites. These services are commonly referred to as Residential or Domestic Services.

**General Service Less Than 50 kW**

This section governs small commercial services and includes small stores, small service stations, restaurants, churches, small offices and other establishments with similar loads and whose monthly average peak demand is less than, or forecast to be less than, 50 kW.

**General Service 50 to 4,999 kW**



This type of service will normally be applicable to small industry, departmental or larger stores such as supermarkets, shopping centres, storage buildings, large garages, restaurants, office buildings, institutions, hotels, hospitals, schools, colleges, arenas, apartment blocks or buildings and other comparable establishments and whose monthly average peak demand is equal to or greater than, or forecast to be equal to or greater than 50 kW but less than 5,000 kW.

**Unmetered Scattered Load**

This classification applies to an account taking electricity at 750 volts or less whose average monthly maximum demand is less than, or is forecast to be less than, 50 kW and the consumption is unmetered. Such connections include cable TV power packs, bus shelters, telephone booths, traffic lights, railway crossings, etc. The level of the consumption will be agreed to by the distributor and the customer, based on detailed manufacturer information/documentation with regard to electrical consumption of the unmetered load or periodic monitoring of actual consumption.

**Street Lighting**

This classification refers to an account for roadway lighting with a Municipality within the service boundaries. The consumption for these customers is based on the calculated load times the established hours of use in the OEB load shape template.







## 2007 INCENTIVE RATE MECHANISM ADJUSTMENT MODEL

Fort Frances Power Corporation

EB-2007-0529, EB-2005-0366

Monday, January 22, 2007

### Sheet 3 - 2006 Board-Approved Tariff of Rates and Charges

#### General Service Less Than 50 kW

Service Charge	\$	27.35
Distribution Volumetric Rate	\$/kWh	0.0061
Rate Rider 1 (if applicable)	\$/kWh	
Rate Rider 2 (if applicable)	\$/kWh	
Regulatory Asset Recovery	\$/kWh	(0.0011)
Retail Transmission Rate – Network Service Rate	\$/kWh	0.0047
Retail Transmission Rate – Line and Transformation Connection Service Rate	\$/kWh	0.0015
Retail Transmission Rate – Network Service Rate (if applicable)	\$/kWh	
Retail Transmission Rate – Line and Transformation Connection Service Rate (if applicable)	\$/kWh	
Retail Transmission Rate – Network Service Rate (if applicable)	\$/kWh	
Retail Transmission Rate – Line and Transformation Connection Service Rate (if applicable)	\$/kWh	
Wholesale Market Service Rate	\$/kWh	0.0052
Rural Rate Protection Charge	\$/kWh	0.0010
Regulated Price Plan – Administration Charge	\$	0.25

#### General Service 50 to 4,999 kW

Service Charge	\$	226.13
Distribution Volumetric Rate	\$/kW	3.3537
Rate Rider 1 (if applicable)	\$/kWh	
Rate Rider 2 (if applicable)	\$/kWh	
Regulatory Asset Recovery	\$/kW	(0.5067)
Retail Transmission Rate – Network Service Rate	\$/kW	1.9322
Retail Transmission Rate – Line and Transformation Connection Service Rate	\$/kW	0.6063
Retail Transmission Rate – Network Service Rate (if applicable)	\$/kWh	
Retail Transmission Rate – Line and Transformation Connection Service Rate (if applicable)	\$/kWh	
Retail Transmission Rate – Network Service Rate (if applicable)	\$/kWh	
Retail Transmission Rate – Line and Transformation Connection Service Rate (if applicable)	\$/kWh	
Wholesale Market Service Rate	\$/kWh	0.0052
Rural Rate Protection Charge	\$/kWh	0.0010
Regulated Price Plan – Administration Charge	\$	0.25

#### Unmetered Scattered Load

Service Charge	\$	27.09
Distribution Volumetric Rate	\$/kWh	0.0061
Rate Rider 1 (if applicable)	\$/kWh	
Rate Rider 2 (if applicable)	\$/kWh	
Regulatory Asset Recovery	\$/kWh	(0.0011)
Retail Transmission Rate – Network Service Rate	\$/kWh	0.0047
Retail Transmission Rate – Line and Transformation Connection Service Rate	\$/kWh	0.0015
Retail Transmission Rate – Network Service Rate (if applicable)	\$/kWh	
Retail Transmission Rate – Line and Transformation Connection Service Rate (if applicable)	\$/kWh	
Retail Transmission Rate – Network Service Rate (if applicable)	\$/kWh	
Retail Transmission Rate – Line and Transformation Connection Service Rate (if applicable)	\$/kWh	
Wholesale Market Service Rate	\$/kWh	0.0052
Rural Rate Protection Charge	\$/kWh	0.0010
Regulated Price Plan – Administration Charge	\$	0.25

#### Street Lighting

Service Charge	\$	1.09
Distribution Volumetric Rate	\$/kW	2.8467
Rate Rider 1 (if applicable)	\$/kWh	
Rate Rider 2 (if applicable)	\$/kWh	
Regulatory Asset Recovery	\$/kW	(0.4456)
Retail Transmission Rate – Network Service Rate	\$/kW	1.4572
Retail Transmission Rate – Line and Transformation Connection Service Rate	\$/kW	0.4687
Retail Transmission Rate – Network Service Rate (if applicable)	\$/kWh	
Retail Transmission Rate – Line and Transformation Connection Service Rate (if applicable)	\$/kWh	
Retail Transmission Rate – Network Service Rate (if applicable)	\$/kWh	
Retail Transmission Rate – Line and Transformation Connection Service Rate (if applicable)	\$/kWh	
Wholesale Market Service Rate	\$/kWh	0.0052
Rural Rate Protection Charge	\$/kWh	0.0010
Regulated Price Plan – Administration Charge	\$	0.25

Service Charge	\$	
Distribution Volumetric Rate	\$/kWh	
Rate Rider 1 (if applicable)	\$/kWh	
Rate Rider 2 (if applicable)	\$/kWh	
Regulatory Asset Recovery	\$/kWh	
Retail Transmission Rate – Network Service Rate	\$/kWh	
Retail Transmission Rate – Line and Transformation Connection Service Rate	\$/kWh	
Retail Transmission Rate – Network Service Rate (if applicable)	\$/kWh	
Retail Transmission Rate – Line and Transformation Connection Service Rate (if applicable)	\$/kWh	
Retail Transmission Rate – Network Service Rate (if applicable)	\$/kWh	
Retail Transmission Rate – Line and Transformation Connection Service Rate (if applicable)	\$/kWh	
Wholesale Market Service Rate	\$/kWh	
Rural Rate Protection Charge	\$/kWh	
Regulated Price Plan – Administration Charge	\$	





**2007 INCENTIVE RATE MECHANISM ADJUSTMENT MODEL**

Fort Frances Power Corporation

EB-2007-0529, EB-2005-0366

Monday, January 22, 2007

**Sheet 3 - 2006 Board-Approved Tariff of Rates and Charges**

Service Charge	\$
Distribution Volumetric Rate	\$/kWh
Rate Rider 1 (if applicable)	\$/kWh
Rate Rider 2 (if applicable)	\$/kWh
Regulatory Asset Recovery	\$/kWh
Retail Transmission Rate – Network Service Rate	\$/kWh
Retail Transmission Rate – Line and Transformation Connection Service Rate	\$/kWh
Retail Transmission Rate – Network Service Rate (if applicable)	\$/kWh
Retail Transmission Rate – Line and Transformation Connection Service Rate (if applicable)	\$/kWh
Retail Transmission Rate – Network Service Rate (if applicable)	\$/kWh
Retail Transmission Rate – Line and Transformation Connection Service Rate (if applicable)	\$/kWh
Wholesale Market Service Rate	\$/kWh
Rural Rate Protection Charge	\$/kWh
Regulated Price Plan – Administration Charge	\$

Service Charge	\$
Distribution Volumetric Rate	\$/kWh
Rate Rider 1 (if applicable)	\$/kWh
Rate Rider 2 (if applicable)	\$/kWh
Regulatory Asset Recovery	\$/kWh
Retail Transmission Rate – Network Service Rate	\$/kWh
Retail Transmission Rate – Line and Transformation Connection Service Rate	\$/kWh
Retail Transmission Rate – Network Service Rate (if applicable)	\$/kWh
Retail Transmission Rate – Line and Transformation Connection Service Rate (if applicable)	\$/kWh
Retail Transmission Rate – Network Service Rate (if applicable)	\$/kWh
Retail Transmission Rate – Line and Transformation Connection Service Rate (if applicable)	\$/kWh
Wholesale Market Service Rate	\$/kWh
Rural Rate Protection Charge	\$/kWh
Regulated Price Plan – Administration Charge	\$

Service Charge	\$
Distribution Volumetric Rate	\$/kWh
Rate Rider 1 (if applicable)	\$/kWh
Rate Rider 2 (if applicable)	\$/kWh
Regulatory Asset Recovery	\$/kWh
Retail Transmission Rate – Network Service Rate	\$/kWh
Retail Transmission Rate – Line and Transformation Connection Service Rate	\$/kWh
Retail Transmission Rate – Network Service Rate (if applicable)	\$/kWh
Retail Transmission Rate – Line and Transformation Connection Service Rate (if applicable)	\$/kWh
Retail Transmission Rate – Network Service Rate (if applicable)	\$/kWh
Retail Transmission Rate – Line and Transformation Connection Service Rate (if applicable)	\$/kWh
Wholesale Market Service Rate	\$/kWh
Rural Rate Protection Charge	\$/kWh
Regulated Price Plan – Administration Charge	\$

Service Charge	\$
Distribution Volumetric Rate	\$/kWh
Rate Rider 1 (if applicable)	\$/kWh
Rate Rider 2 (if applicable)	\$/kWh
Regulatory Asset Recovery	\$/kWh
Retail Transmission Rate – Network Service Rate	\$/kWh
Retail Transmission Rate – Line and Transformation Connection Service Rate	\$/kWh
Retail Transmission Rate – Network Service Rate (if applicable)	\$/kWh
Retail Transmission Rate – Line and Transformation Connection Service Rate (if applicable)	\$/kWh
Retail Transmission Rate – Network Service Rate (if applicable)	\$/kWh
Retail Transmission Rate – Line and Transformation Connection Service Rate (if applicable)	\$/kWh
Wholesale Market Service Rate	\$/kWh
Rural Rate Protection Charge	\$/kWh
Regulated Price Plan – Administration Charge	\$

Service Charge	\$
Distribution Volumetric Rate	\$/kWh
Rate Rider 1 (if applicable)	\$/kWh
Rate Rider 2 (if applicable)	\$/kWh
Regulatory Asset Recovery	\$/kWh
Retail Transmission Rate – Network Service Rate	\$/kWh
Retail Transmission Rate – Line and Transformation Connection Service Rate	\$/kWh
Retail Transmission Rate – Network Service Rate (if applicable)	\$/kWh
Retail Transmission Rate – Line and Transformation Connection Service Rate (if applicable)	\$/kWh
Retail Transmission Rate – Network Service Rate (if applicable)	\$/kWh
Retail Transmission Rate – Line and Transformation Connection Service Rate (if applicable)	\$/kWh
Wholesale Market Service Rate	\$/kWh
Rural Rate Protection Charge	\$/kWh
Regulated Price Plan – Administration Charge	\$



## 2007 INCENTIVE RATE MECHANISM ADJUSTMENT MODEL

Fort Frances Power Corporation

EB-2007-0529, EB-2005-0366

Monday, January 22, 2007

### Sheet 3 - 2006 Board-Approved Tariff of Rates and Charges

Service Charge	\$	
Distribution Volumetric Rate	\$/kWh	
Rate Rider 1 (if applicable)	\$/kWh	
Rate Rider 2 (if applicable)	\$/kWh	
Regulatory Asset Recovery	\$/kWh	
Retail Transmission Rate – Network Service Rate	\$/kWh	
Retail Transmission Rate – Line and Transformation Connection Service Rate	\$/kWh	
Retail Transmission Rate – Network Service Rate (if applicable)	\$/kWh	
Retail Transmission Rate – Line and Transformation Connection Service Rate (if applicable)	\$/kWh	
Retail Transmission Rate – Network Service Rate (if applicable)	\$/kWh	
Retail Transmission Rate – Line and Transformation Connection Service Rate (if applicable)	\$/kWh	
Wholesale Market Service Rate	\$/kWh	
Rural Rate Protection Charge	\$/kWh	
Regulated Price Plan – Administration Charge	\$	

Service Charge	\$	
Distribution Volumetric Rate	\$/kWh	
Rate Rider 1 (if applicable)	\$/kWh	
Rate Rider 2 (if applicable)	\$/kWh	
Regulatory Asset Recovery	\$/kWh	
Retail Transmission Rate – Network Service Rate	\$/kWh	
Retail Transmission Rate – Line and Transformation Connection Service Rate	\$/kWh	
Retail Transmission Rate – Network Service Rate (if applicable)	\$/kWh	
Retail Transmission Rate – Line and Transformation Connection Service Rate (if applicable)	\$/kWh	
Retail Transmission Rate – Network Service Rate (if applicable)	\$/kWh	
Retail Transmission Rate – Line and Transformation Connection Service Rate (if applicable)	\$/kWh	
Wholesale Market Service Rate	\$/kWh	
Rural Rate Protection Charge	\$/kWh	
Regulated Price Plan – Administration Charge	\$	

Service Charge	\$	
Distribution Volumetric Rate	\$/kWh	
Rate Rider 1 (if applicable)	\$/kWh	
Rate Rider 2 (if applicable)	\$/kWh	
Regulatory Asset Recovery	\$/kWh	
Retail Transmission Rate – Network Service Rate	\$/kWh	
Retail Transmission Rate – Line and Transformation Connection Service Rate	\$/kWh	
Retail Transmission Rate – Network Service Rate (if applicable)	\$/kWh	
Retail Transmission Rate – Line and Transformation Connection Service Rate (if applicable)	\$/kWh	
Retail Transmission Rate – Network Service Rate (if applicable)	\$/kWh	
Retail Transmission Rate – Line and Transformation Connection Service Rate (if applicable)	\$/kWh	
Wholesale Market Service Rate	\$/kWh	
Rural Rate Protection Charge	\$/kWh	
Regulated Price Plan – Administration Charge	\$	

Service Charge	\$	
Distribution Volumetric Rate	\$/kWh	
Rate Rider 1 (if applicable)	\$/kWh	
Rate Rider 2 (if applicable)	\$/kWh	
Regulatory Asset Recovery	\$/kWh	
Retail Transmission Rate – Network Service Rate	\$/kWh	
Retail Transmission Rate – Line and Transformation Connection Service Rate	\$/kWh	
Retail Transmission Rate – Network Service Rate (if applicable)	\$/kWh	
Retail Transmission Rate – Line and Transformation Connection Service Rate (if applicable)	\$/kWh	
Retail Transmission Rate – Network Service Rate (if applicable)	\$/kWh	
Retail Transmission Rate – Line and Transformation Connection Service Rate (if applicable)	\$/kWh	
Wholesale Market Service Rate	\$/kWh	
Rural Rate Protection Charge	\$/kWh	
Regulated Price Plan – Administration Charge	\$	

Service Charge	\$	
Distribution Volumetric Rate	\$/kWh	
Rate Rider 1 (if applicable)	\$/kWh	
Rate Rider 2 (if applicable)	\$/kWh	
Regulatory Asset Recovery	\$/kWh	
Retail Transmission Rate – Network Service Rate	\$/kWh	
Retail Transmission Rate – Line and Transformation Connection Service Rate	\$/kWh	
Retail Transmission Rate – Network Service Rate (if applicable)	\$/kWh	
Retail Transmission Rate – Line and Transformation Connection Service Rate (if applicable)	\$/kWh	
Retail Transmission Rate – Network Service Rate (if applicable)	\$/kWh	
Retail Transmission Rate – Line and Transformation Connection Service Rate (if applicable)	\$/kWh	
Wholesale Market Service Rate	\$/kWh	
Rural Rate Protection Charge	\$/kWh	
Regulated Price Plan – Administration Charge	\$	












---

\$0.00	\$0.00	\$0.00	\$0.0000	\$0.0000	\$0.0000
\$0.00	\$0.00	\$0.00	\$0.0000	\$0.0000	\$0.0000

---







## 2007 INCENTIVE RATE MECHANISM ADJUSTMENT

Fort Frances Power Corporation

EB-2007-0529, EB-2005-0366

Monday, January 22, 2007

### Sheet 8 - Price Cap Adjustment to "Basic" Distribution Rates

---

\$0.00	\$0.00	\$	-	\$0.0000
\$0.00	\$0.00	\$	-	\$0.0000
\$0.00	\$0.00	\$	-	\$0.0000

---



# Fort Frances Power Corporation

## Tariff OF RATES AND CHARGES

Effective May 1, 2007\*

(\*Except as otherwise noted)

**This schedule supersedes and replaces all previously approved schedules of Rates, Charges, and Loss Factors**

EB-2007-0529

### SERVICE CLASSIFICATIONS

**FOR OEB STAFF USE ONLY**

#### **Residential**

This section governs all services intended to supply electrical energy to buildings or sections of buildings devoted to living quarters such as houses, living accommodations at the rear of stores, self-contained and individually metered suites. These services are commonly referred to as Residential or Domestic Services.

#### **General Service Less Than 50 kW**

This section governs small commercial services and includes small stores, small service stations, restaurants, churches, small offices and other establishments with similar loads and whose monthly average peak demand is less than, or forecast to be less than, 50 kW.

#### **General Service 50 to 4,999 kW**

This type of service will normally be applicable to small industry, departmental or larger stores such as supermarkets, shopping centres, storage buildings, large garages, restaurants, office buildings, institutions, hotels, hospitals, schools, colleges, arenas, apartment blocks or buildings and other comparable establishments and whose monthly average peak demand is equal to or greater than, or forecast to be equal to or greater than 50 kW but less than 5,000 kW.

#### **Unmetered Scattered Load**

This classification applies to an account taking electricity at 750 volts or less whose average monthly maximum demand is less than, or is forecast to be less than, 50 kW and the consumption is unmetered. Such connections include cable TV power packs, bus shelters, telephone booths, traffic lights, railway crossings, etc. The level of the consumption will be agreed to by the distributor and the customer, based on detailed manufacturer information/documentation with regard to electrical consumption of the unmetered load or periodic monitoring of actual consumption.

#### **Street Lighting**

This classification refers to an account for roadway lighting with a Municipality within the service boundaries. The consumption for these customers is based on the calculated load times the established hours of use in the OEB load shape template.

# Fort Frances Power Corporation

Tariff OF RATES AND CHARGES

Effective May 1, 2007\*

(\*Except as otherwise noted)

**This schedule supersedes and replaces all previously approved schedules of Rates, Charges, and Loss Factors**

EB-2007-0529

--

--

--

--

--

--

--

--

# Fort Frances Power Corporation

## Tariff OF RATES AND CHARGES

Effective May 1, 2007\*

(\*Except as otherwise noted)

This schedule supersedes and replaces all previously approved schedules of Rates, Charges, and Loss Factors

EB-2007-0529

--

--

### MONTHLY RATES AND CHARGES

#### Residential

Service Charge	\$	11.60
Distribution Volumetric Rate	\$/kWh	0.0083
Regulatory Asset Recovery	\$/kWh	(0.0007)
Retail Transmission Rate – Network Service Rate	\$/kWh	0.0052
Retail Transmission Rate – Line and Transformation Connection Service Rate	\$/kWh	0.0017
Wholesale Market Service Rate	\$/kWh	0.0052
Rural Rate Protection Charge	\$/kWh	0.0010
Regulated Price Plan – Administration Charge	\$	0.25

#### General Service Less Than 50 kW

Service Charge	\$	27.60
Distribution Volumetric Rate	\$/kWh	0.0062
Regulatory Asset Recovery	\$/kWh	(0.0011)
Retail Transmission Rate – Network Service Rate	\$/kWh	0.0047
Retail Transmission Rate – Line and Transformation Connection Service Rate	\$/kWh	0.0015
Wholesale Market Service Rate	\$/kWh	0.0052
Rural Rate Protection Charge	\$/kWh	0.0010
Regulated Price Plan – Administration Charge	\$	0.25

#### General Service 50 to 4,999 kW

Service Charge	\$	228.21
Distribution Volumetric Rate	\$/kW	3.3846
Regulatory Asset Recovery	\$/kW	(0.5067)
Retail Transmission Rate – Network Service Rate	\$/kW	1.9322
Retail Transmission Rate – Line and Transformation Connection Service Rate	\$/kW	0.6063
Wholesale Market Service Rate	\$/kWh	0.0052
Rural Rate Protection Charge	\$/kWh	0.0010
Regulated Price Plan – Administration Charge	\$	0.25

# Fort Frances Power Corporation

## Tariff OF RATES AND CHARGES

Effective May 1, 2007\*

(\*Except as otherwise noted)

**This schedule supersedes and replaces all previously  
approved schedules of Rates, Charges, and Loss Factors**

EB-2007-0529

---

### Unmetered Scattered Load

Service Charge	\$	27.34
Distribution Volumetric Rate	\$/kWh	0.0062
Regulatory Asset Recovery	\$/kWh	(0.0011)
Retail Transmission Rate – Network Service Rate	\$/kWh	0.0047
Retail Transmission Rate – Line and Transformation Connection Service Rate	\$/kWh	0.0015
Wholesale Market Service Rate	\$/kWh	0.0052
Rural Rate Protection Charge	\$/kWh	0.0010
Regulated Price Plan – Administration Charge	\$	0.25

### Street Lighting

Service Charge	\$	1.10
Distribution Volumetric Rate	\$/kW	2.8729
Regulatory Asset Recovery	\$/kW	(0.4456)
Retail Transmission Rate – Network Service Rate	\$/kW	1.4572
Retail Transmission Rate – Line and Transformation Connection Service Rate	\$/kW	0.4687
Wholesale Market Service Rate	\$/kWh	0.0052
Rural Rate Protection Charge	\$/kWh	0.0010
Regulated Price Plan – Administration Charge	\$	0.25

---



---

# Fort Frances Power Corporation

Tariff OF RATES AND CHARGES

Effective May 1, 2007\*

(\*Except as otherwise noted)

**This schedule supersedes and replaces all previously approved schedules of Rates, Charges, and Loss Factors**

EB-2007-0529

\_\_\_\_\_

\_\_\_\_\_

\_\_\_\_\_



# Fort Frances Power Corporation

Tariff OF RATES AND CHARGES

Effective May 1, 2007\*

(\*Except as otherwise noted)

**This schedule supersedes and replaces all previously approved schedules of Rates, Charges, and Loss Factors**

EB-2007-0529

\_\_\_\_\_

\_\_\_\_\_

\_\_\_\_\_

# Fort Frances Power Corporation

Tariff OF RATES AND CHARGES

Effective May 1, 2007\*

(\*Except as otherwise noted)

**This schedule supersedes and replaces all previously approved schedules of Rates, Charges, and Loss Factors**

EB-2007-0529

\_\_\_\_\_  
\_\_\_\_\_

# Fort Frances Power Corporation

## Tariff OF RATES AND CHARGES

Effective May 1, 2007\*

(\*Except as otherwise noted)

**This schedule supersedes and replaces all previously approved schedules of Rates, Charges, and Loss Factors**

EB-2007-0529

### Specific Service Charges

#### Customer Administration

Arrears certificate	\$	15.00
Statement of account	\$	15.00
Pulling post dated cheques	\$	15.00
Duplicate invoices for previous billing	\$	15.00
Request for other billing information	\$	15.00
Easement letter	\$	15.00
Income tax letter	\$	15.00
Notification charge	\$	15.00
Account history	\$	15.00
Credit reference/credit check (plus credit agency costs)	\$	15.00
Returned cheque charge (plus bank charges)	\$	15.00
Charge to certify cheque	\$	15.00
Legal letter charge	\$	15.00
Account set up charge/change of occupancy charge (plus credit agency costs if applicable)	\$	15.00
Special meter reads	\$	30.00
Meter dispute charge plus Measurement Canada fees (if meter found correct)	\$	30.00
Late Payment - per month	%	1.50
Late Payment - per annum	%	19.56
Collection of account charge - no disconnection	\$	30.00
Collection of account charge - no disconnection - after regular hours	\$	165.00
Disconnect/Reconnect at meter - during regular hours	\$	20.00
Disconnect/Reconnect at meter - after regular hours	\$	185.00
Disconnect/Reconnect at pole - during regular hours	\$	45.00
Disconnect/Reconnect at pole - after regular hours	\$	415.00
Install/Remove load control device - during regular hours	\$	65.00
Install/Remove load control device - after regular hours	\$	185.00
Service call - customer-owned equipment	\$	30.00
Service call - after regular hours	\$	165.00
Temporary service install & remove - overhead - no transformer	\$	500.00
Temporary service install & remove - underground - no transformer	\$	300.00
Temporary service install & remove - overhead - with transformer	\$	1000.00
Specific Charge for Access to the Power Poles \$/pole/year	\$	22.35

#### Allowances

Transformer Allowance for Ownership - per kW of billing demand/month	\$/kW	-0.60
Primary Metering Allowance for transformer losses - applied to measured demand and energy	\$/kW	-1.00

#### LOSS FACTORS

Total Loss Factor – Secondary Metered Customer < 5,000 kW	1.0406
Total Loss Factor – Secondary Metered Customer > 5,000 kW	N/A
Total Loss Factor – Primary Metered Customer < 5,000 kW	1.0302
Total Loss Factor – Primary Metered Customer > 5,000 kW	N/A



## 2007 INCENTIVE RATE MECHANISM ADJUSTMENT MODEL

Fort Frances Power Corporation

EB-2007-0529, EB-2005-0366

Monday, January 22, 2007

### Sheet 11 - Bill Impact - May 1 to Oct 31

Regulated Price Plan	2006	2006	2007	2007
<b>Residential</b>	Threshold	\$ / kWh	Threshold	\$ / kWh
less than or equal to	600	\$ 0.058	600	\$ 0.058
greater than	> 600	\$ 0.067	> 600	\$ 0.067

Regulated Price Plan	2006	2006	2007	2007
<b>Non-Residential</b>	Threshold	\$ / kWh	Threshold	\$ / kWh
less than or equal to	750	\$ 0.058	750	\$ 0.058
greater than	> 750	\$ 0.067	> 750	\$ 0.067

### Residential

Consumption	100 kWh 0 kW	Loss Factor 1.0406
-------------	-----------------	--------------------

	2006 BILL			2007 BILL			IMPACT		
	Volume	RATE \$	CHARGE \$	Volume	RATE \$	CHARGE \$	\$	%	% of Total Bill
Monthly Service Charge			\$ 11.50			\$ 11.60	\$ 0.10	0.87%	56.62%
Distribution (kWh)	100	\$ 0.0082	\$ 0.82	100	\$ 0.0083	\$ 0.83	\$ 0.0100	1.22%	4.05%
Distribution (kW)	0	\$ -	\$ -	0	\$ -	\$ -	\$ -	0.00%	0.00%
Regulatory Assets (kWh)	100	-\$ 0.0007	-\$ 0.07	100	-\$ 0.0007	-\$ 0.07	\$ -	0.00%	-0.34%
Regulatory Assets (kW)	0	\$ -	\$ -	0	\$ -	\$ -	\$ -	0.00%	0.00%
<b>Sub-Total</b>			<b>\$ 12.25</b>			<b>\$ 12.36</b>	<b>\$ 0.11</b>	<b>0.90%</b>	<b>60.33%</b>
Other Charges (kWh)	104	\$ 0.0201	\$ 2.09	104	\$ 0.0201	\$ 2.09	\$ -	0.00%	10.21%
Other Charges (kW)	0	\$ -	\$ -	0	\$ -	\$ -	\$ -	0.00%	0.00%
Cost of Power Commodity (kWh)	104	\$ 0.0580	\$ 6.04	104	\$ 0.0580	\$ 6.04	\$ -	0.00%	29.46%
Cost of Power Commodity (kW)	0	\$ 0.0670	\$ -	0	\$ 0.0670	\$ -	\$ -	0.00%	0.00%
<b>Total Bill before Taxes</b>			<b>\$ 20.38</b>			<b>\$ 20.49</b>	<b>\$ 0.11</b>	<b>0.54%</b>	<b>100%</b>
<b>GST (2006 - 7%, 2007 - 6%)</b>			<b>\$ 1.29</b>			<b>\$ 1.23</b>	<b>-\$ 0.06</b>	<b>-4.75%</b>	
<b>Total Bill after Taxes</b>			<b>\$ 21.67</b>			<b>\$ 21.72</b>	<b>\$ 0.05</b>	<b>0.22%</b>	

### Residential

Consumption	250 kWh 0 kW	Loss Factor 1.0406
-------------	-----------------	--------------------

	2006 BILL			2007 BILL			IMPACT		
	Volume	RATE \$	CHARGE \$	Volume	RATE \$	CHARGE \$	\$	%	% of Total Bill
Monthly Service Charge			\$ 11.50			\$ 11.60	\$ 0.10	0.87%	56.62%
Distribution (kWh)	250	\$ 0.0082	\$ 2.05	250	\$ 0.0083	\$ 2.08	\$ 0.0250	1.22%	10.13%
Distribution (kW)	0	\$ -	\$ -	0	\$ -	\$ -	\$ -	0.00%	0.00%
Regulatory Assets (kWh)	250	-\$ 0.0007	-\$ 0.18	250	-\$ 0.0007	-\$ 0.18	\$ -	0.00%	-0.85%
Regulatory Assets (kW)	0	\$ -	\$ -	0	\$ -	\$ -	\$ -	0.00%	0.00%
<b>Sub-Total</b>			<b>\$ 13.38</b>			<b>\$ 13.50</b>	<b>\$ 0.13</b>	<b>0.93%</b>	<b>39.92%</b>
Other Charges (kWh)	260	\$ 0.0201	\$ 5.23	260	\$ 0.0201	\$ 5.23	\$ -	0.00%	15.46%
Other Charges (kW)	0	\$ -	\$ -	0	\$ -	\$ -	\$ -	0.00%	0.00%
Cost of Power Commodity (kWh)	260	\$ 0.0580	\$ 15.09	260	\$ 0.0580	\$ 15.09	\$ -	0.00%	44.62%
Cost of Power Commodity (kW)	0	\$ 0.0670	\$ -	0	\$ 0.0670	\$ -	\$ -	0.00%	0.00%
<b>Total Bill before Taxes</b>			<b>\$ 33.69</b>			<b>\$ 33.82</b>	<b>\$ 0.13</b>	<b>0.37%</b>	<b>100%</b>
<b>GST (2006 - 7%, 2007 - 6%)</b>			<b>\$ 2.13</b>			<b>\$ 2.03</b>	<b>-\$ 0.10</b>	<b>-4.91%</b>	
<b>Total Bill after Taxes</b>			<b>\$ 35.83</b>			<b>\$ 35.85</b>	<b>\$ 0.02</b>	<b>0.06%</b>	

**Residential**

<b>Consumption</b>	500 kWh 0 kW	<b>Loss Factor 1.0406</b>
--------------------	-----------------	---------------------------

	2006 BILL			2007 BILL			IMPACT		
	Volume	RATE \$	CHARGE \$	Volume	RATE \$	CHARGE \$	\$	%	% of Total Bill
Monthly Service Charge			\$ 11.50			\$ 11.60	\$ 0.10	0.87%	56.62%
Distribution (kWh)	500	\$ 0.0082	\$ 4.10	500	\$ 0.0083	\$ 4.15	\$ 0.0500	1.22%	20.26%
Distribution (kW)	0	\$ -	\$ -	0	\$ -	\$ -	\$ -	0.00%	0.00%
Regulatory Assets (kWh)	500	-\$ 0.0007	-\$ 0.35	500	-\$ 0.0007	-\$ 0.35	\$ -	0.00%	-1.71%
Regulatory Assets (kW)	0	\$ -	\$ -	0	\$ -	\$ -	\$ -	0.00%	0.00%
<b>Sub-Total</b>			<b>\$ 15.25</b>			<b>\$ 15.40</b>	<b>\$ 0.15</b>	<b>0.98%</b>	<b>27.48%</b>
Other Charges (kWh)	520	\$ 0.0201	\$ 10.46	520	\$ 0.0201	\$ 10.46	\$ -	0.00%	18.66%
Other Charges (kW)	0	\$ -	\$ -	0	\$ -	\$ -	\$ -	0.00%	0.00%
Cost of Power Commodity (kWh)	520	\$ 0.0580	\$ 30.18	520	\$ 0.0580	\$ 30.18	\$ -	0.00%	53.85%
Cost of Power Commodity (kW)	0	\$ 0.0670	\$ -	0	\$ 0.0670	\$ -	\$ -	0.00%	0.00%
<b>Total Bill before Taxes</b>			<b>\$ 55.89</b>			<b>\$ 56.04</b>	<b>\$ 0.15</b>	<b>0.27%</b>	<b>100%</b>
<b>GST (2006 - 7%, 2007 - 6%)</b>			<b>\$ 3.54</b>			<b>\$ 3.36</b>	<b>-\$ 0.18</b>	<b>-5.01%</b>	
<b>Total Bill after Taxes</b>			<b>\$ 59.42</b>			<b>\$ 59.40</b>	<b>-\$ 0.03</b>	<b>-0.05%</b>	

**Residential**

<b>Consumption</b>	750 kWh 0 kW	<b>Loss Factor 1.0406</b>
--------------------	-----------------	---------------------------

	2006 BILL			2007 BILL			IMPACT		
	Volume	RATE \$	CHARGE \$	Volume	RATE \$	CHARGE \$	\$	%	% of Total Bill
Monthly Service Charge			\$ 11.50			\$ 11.60	\$ 0.10	0.87%	56.62%
Distribution (kWh)	750	\$ 0.0082	\$ 6.15	750	\$ 0.0083	\$ 6.23	\$ 0.0750	1.22%	30.38%
Distribution (kW)	0	\$ -	\$ -	0	\$ -	\$ -	\$ -	0.00%	0.00%
Regulatory Assets (kWh)	750	-\$ 0.0007	-\$ 0.53	750	-\$ 0.0007	-\$ 0.53	\$ -	0.00%	-2.56%
Regulatory Assets (kW)	0	\$ -	\$ -	0	\$ -	\$ -	\$ -	0.00%	0.00%
<b>Sub-Total</b>			<b>\$ 17.13</b>			<b>\$ 17.30</b>	<b>\$ 0.17</b>	<b>1.02%</b>	<b>21.66%</b>
Other Charges (kWh)	780	\$ 0.0201	\$ 15.69	780	\$ 0.0201	\$ 15.69	\$ -	0.00%	19.64%
Other Charges (kW)	0	\$ -	\$ -	0	\$ -	\$ -	\$ -	0.00%	0.00%
Cost of Power Commodity (kWh)	600	\$ 0.0580	\$ 34.80	600	\$ 0.0580	\$ 34.80	\$ -	0.00%	43.57%
Cost of Power Commodity (kW)	180	\$ 0.0670	\$ 12.09	180	\$ 0.0670	\$ 12.09	\$ -	0.00%	15.14%
<b>Total Bill before Taxes</b>			<b>\$ 79.70</b>			<b>\$ 79.88</b>	<b>\$ 0.17</b>	<b>0.22%</b>	<b>100%</b>
<b>GST (2006 - 7%, 2007 - 6%)</b>			<b>\$ 5.05</b>			<b>\$ 4.79</b>	<b>-\$ 0.26</b>	<b>-5.06%</b>	
<b>Total Bill after Taxes</b>			<b>\$ 84.75</b>			<b>\$ 84.67</b>	<b>-\$ 0.08</b>	<b>-0.09%</b>	

**Residential**

<b>Consumption</b>	1,000 kWh 0 kW	<b>Loss Factor 1.0406</b>
--------------------	-------------------	---------------------------

	2006 BILL			2007 BILL			IMPACT		
	Volume	RATE \$	CHARGE \$	Volume	RATE \$	CHARGE \$	\$	%	% of Total Bill
Monthly Service Charge			\$ 11.50			\$ 11.60	\$ 0.10	0.87%	56.62%
Distribution (kWh)	1,000	\$ 0.0082	\$ 8.20	1,000	\$ 0.0083	\$ 8.30	\$ 0.1000	1.22%	40.51%
Distribution (kW)	0	\$ -	\$ -	0	\$ -	\$ -	\$ -	0.00%	0.00%
Regulatory Assets (kWh)	1,000	-\$ 0.0007	-\$ 0.70	1,000	-\$ 0.0007	-\$ 0.70	\$ -	0.00%	-3.42%
Regulatory Assets (kW)	0	\$ -	\$ -	0	\$ -	\$ -	\$ -	0.00%	0.00%
<b>Sub-Total</b>			<b>\$ 19.00</b>			<b>\$ 19.20</b>	<b>\$ 0.20</b>	<b>1.05%</b>	<b>18.38%</b>
Other Charges (kWh)	1041	\$ 0.0201	\$ 20.92	1041	\$ 0.0201	\$ 20.92	\$ -	0.00%	20.03%
Other Charges (kW)	0	\$ -	\$ -	0	\$ -	\$ -	\$ -	0.00%	0.00%

Cost of Power Commodity (kWh)	600	\$ 0.0580	\$ 34.80	600	\$ 0.0580	\$ 34.80	\$ -	0.00%	33.32%
Cost of Power Commodity (kWh)	441	\$ 0.0670	\$ 29.52	441	\$ 0.0670	\$ 29.52	\$ -	0.00%	28.27%
<b>Total Bill before Taxes</b>			<b>\$ 104.24</b>			<b>\$ 104.44</b>	<b>\$ 0.20</b>	<b>0.19%</b>	<b>100%</b>
<b>GST (2006 - 7%, 2007 - 6%)</b>			<b>\$ 6.60</b>			<b>\$ 6.27</b>	<b>-\$ 0.34</b>	<b>-5.08%</b>	
<b>Total Bill after Taxes</b>			<b>\$ 110.84</b>			<b>\$ 110.70</b>	<b>-\$ 0.14</b>	<b>-0.12%</b>	

### Residential

<b>Consumption</b>	1,500 kWh 0 kW	<b>Loss Factor 1.0406</b>
--------------------	-------------------	---------------------------

	2006 BILL			2007 BILL			IMPACT		
	Volume	RATE \$	CHARGE \$	Volume	RATE \$	CHARGE \$	\$	%	% of Total Bill
Monthly Service Charge			\$ 11.50			\$ 11.60	\$ 0.10	0.87%	56.62%
Distribution (kWh)	1,500	\$ 0.0082	\$ 12.30	1,500	\$ 0.0083	\$ 12.45	\$ 0.1500	1.22%	60.77%
Distribution (kW)	0	\$ -	\$ -	0	\$ -	\$ -	\$ -	0.00%	0.00%
Regulatory Assets (kWh)	1,500	-\$ 0.0007	-\$ 1.05	1,500	-\$ 0.0007	-\$ 1.05	\$ -	0.00%	-5.13%
Regulatory Assets (kW)	0	\$ -	\$ -	0	\$ -	\$ -	\$ -	0.00%	0.00%
<b>Sub-Total</b>			<b>\$ 22.75</b>			<b>\$ 23.00</b>	<b>\$ 0.25</b>	<b>1.10%</b>	<b>14.98%</b>
Other Charges (kWh)	1561	\$ 0.0201	\$ 31.37	1561	\$ 0.0201	\$ 31.37	\$ -	0.00%	20.43%
Other Charges (kW)	0	\$ -	\$ -	0	\$ -	\$ -	\$ -	0.00%	0.00%
Cost of Power Commodity (kWh)	600	\$ 0.0580	\$ 34.80	600	\$ 0.0580	\$ 34.80	\$ -	0.00%	22.66%
Cost of Power Commodity (kW)	961	\$ 0.0670	\$ 64.38	961	\$ 0.0670	\$ 64.38	\$ -	0.00%	41.93%
<b>Total Bill before Taxes</b>			<b>\$ 153.30</b>			<b>\$ 153.55</b>	<b>\$ 0.25</b>	<b>0.16%</b>	<b>100%</b>
<b>GST (2006 - 7%, 2007 - 6%)</b>			<b>\$ 9.71</b>			<b>\$ 9.21</b>	<b>-\$ 0.50</b>	<b>-5.11%</b>	
<b>Total Bill after Taxes</b>			<b>\$ 163.01</b>			<b>\$ 162.77</b>	<b>-\$ 0.25</b>	<b>-0.15%</b>	

### Residential

<b>Consumption</b>	2,000 kWh 0 kW	<b>Loss Factor 1.0406</b>
--------------------	-------------------	---------------------------

	2006 BILL			2007 BILL			IMPACT		
	Volume	RATE \$	CHARGE \$	Volume	RATE \$	CHARGE \$	\$	%	% of Total Bill
Monthly Service Charge			\$ 11.50			\$ 11.60	\$ 0.10	0.87%	56.62%
Distribution (kWh)	2,000	\$ 0.0082	\$ 16.40	2,000	\$ 0.0083	\$ 16.60	\$ 0.2000	1.22%	81.03%
Distribution (kW)	0	\$ -	\$ -	0	\$ -	\$ -	\$ -	0.00%	0.00%
Regulatory Assets (kWh)	2,000	-\$ 0.0007	-\$ 1.40	2,000	-\$ 0.0007	-\$ 1.40	\$ -	0.00%	-6.83%
Regulatory Assets (kW)	0	\$ -	\$ -	0	\$ -	\$ -	\$ -	0.00%	0.00%
<b>Sub-Total</b>			<b>\$ 26.50</b>			<b>\$ 26.80</b>	<b>\$ 0.30</b>	<b>1.13%</b>	<b>13.22%</b>
Other Charges (kWh)	2081	\$ 0.0201	\$ 41.83	2081	\$ 0.0201	\$ 41.83	\$ -	0.00%	20.64%
Other Charges (kW)	0	\$ -	\$ -	0	\$ -	\$ -	\$ -	0.00%	0.00%
Cost of Power Commodity (kWh)	600	\$ 0.0580	\$ 34.80	600	\$ 0.0580	\$ 34.80	\$ -	0.00%	17.17%
Cost of Power Commodity (kW)	1,481	\$ 0.0670	\$ 99.24	1,481	\$ 0.0670	\$ 99.24	\$ -	0.00%	48.97%
<b>Total Bill before Taxes</b>			<b>\$ 202.37</b>			<b>\$ 202.67</b>	<b>\$ 0.30</b>	<b>0.15%</b>	<b>100%</b>
<b>GST (2006 - 7%, 2007 - 6%)</b>			<b>\$ 12.82</b>			<b>\$ 12.16</b>	<b>-\$ 0.66</b>	<b>-5.12%</b>	
<b>Total Bill after Taxes</b>			<b>\$ 215.19</b>			<b>\$ 214.83</b>	<b>-\$ 0.36</b>	<b>-0.17%</b>	

### General Service Less Than 50 kW

<b>Consumption</b>	1,000 kWh 0 kW	<b>Loss Factor 1.0406</b>
--------------------	-------------------	---------------------------

	2006 BILL			2007 BILL			IMPACT		
	Volume	RATE \$	CHARGE \$	Volume	RATE \$	CHARGE \$	\$	%	% of Total Bill

Monthly Service Charge			\$ 27.35			\$ 27.60	\$ 0.25	0.91%	134.72%
Distribution (kWh)	1,000	\$ 0.0061	\$ 6.10	1,000	\$ 0.0062	\$ 6.20	\$ 0.1000	1.64%	30.26%
Distribution (kW)	0	\$ -	\$ -	0	\$ -	\$ -	\$ -	0.00%	0.00%
Regulatory Assets (kWh)	1,000	-\$ 0.0011	-\$ 1.10	1,000	-\$ 0.0011	-\$ 1.10	\$ -	0.00%	-5.37%
Regulatory Assets (kW)	0	\$ -	\$ -	0	\$ -	\$ -	\$ -	0.00%	0.00%
<b>Sub-Total</b>			<b>\$ 32.35</b>			<b>\$ 32.70</b>	<b>\$ 0.35</b>	<b>1.08%</b>	<b>28.22%</b>
Other Charges (kWh)	1041	\$ 0.0194	\$ 20.19	1041	\$ 0.0194	\$ 20.19	\$ -	0.00%	17.42%
Other Charges (kW)	0	\$ -	\$ -	0	\$ -	\$ -	\$ -	0.00%	0.00%
Cost of Power Commodity (kWh)	750	\$ 0.0580	\$ 43.50	750	\$ 0.0580	\$ 43.50	\$ -	0.00%	37.55%
Cost of Power Commodity (kW)	291	\$ 0.0670	\$ 19.47	291	\$ 0.0670	\$ 19.47	\$ -	0.00%	16.81%
<b>Total Bill before Taxes</b>			<b>\$ 115.51</b>			<b>\$ 115.86</b>	<b>\$ 0.35</b>	<b>0.30%</b>	<b>100%</b>
<b>GST (2006 - 7%, 2007 - 6%)</b>			<b>\$ 7.32</b>			<b>\$ 6.95</b>	<b>-\$ 0.36</b>	<b>-4.98%</b>	
<b>Total Bill after Taxes</b>			<b>\$ 122.82</b>			<b>\$ 122.81</b>	<b>-\$ 0.01</b>	<b>-0.01%</b>	

### General Service Less Than 50 kW

<b>Consumption</b>	2,000 kWh 0 kW	<b>Loss Factor 1.0406</b>
--------------------	-------------------	---------------------------

	2006 BILL			2007 BILL			IMPACT		
	Volume	RATE \$	CHARGE \$	Volume	RATE \$	CHARGE \$	\$	%	% of Total Bill
Monthly Service Charge			\$ 27.35			\$ 27.60	\$ 0.25	0.91%	134.72%
Distribution (kWh)	2,000	\$ 0.0061	\$ 12.20	2,000	\$ 0.0062	\$ 12.40	\$ 0.2000	1.64%	60.53%
Distribution (kW)	0	\$ -	\$ -	0	\$ -	\$ -	\$ -	0.00%	0.00%
Regulatory Assets (kWh)	2,000	-\$ 0.0011	-\$ 2.20	2,000	-\$ 0.0011	-\$ 2.20	\$ -	0.00%	-10.74%
Regulatory Assets (kW)	0	\$ -	\$ -	0	\$ -	\$ -	\$ -	0.00%	0.00%
<b>Sub-Total</b>			<b>\$ 37.35</b>			<b>\$ 37.80</b>	<b>\$ 0.45</b>	<b>1.20%</b>	<b>17.93%</b>
Other Charges (kWh)	2081	\$ 0.0194	\$ 40.38	2081	\$ 0.0194	\$ 40.38	\$ -	0.00%	19.15%
Other Charges (kW)	0	\$ -	\$ -	0	\$ -	\$ -	\$ -	0.00%	0.00%
Cost of Power Commodity (kWh)	750	\$ 0.0580	\$ 43.50	750	\$ 0.0580	\$ 43.50	\$ -	0.00%	20.63%
Cost of Power Commodity (kW)	1,331	\$ 0.0670	\$ 89.19	1,331	\$ 0.0670	\$ 89.19	\$ -	0.00%	42.30%
<b>Total Bill before Taxes</b>			<b>\$ 210.42</b>			<b>\$ 210.87</b>	<b>\$ 0.45</b>	<b>0.21%</b>	<b>100%</b>
<b>GST (2006 - 7%, 2007 - 6%)</b>			<b>\$ 13.33</b>			<b>\$ 12.65</b>	<b>-\$ 0.67</b>	<b>-5.06%</b>	
<b>Total Bill after Taxes</b>			<b>\$ 223.74</b>			<b>\$ 223.52</b>	<b>-\$ 0.22</b>	<b>-0.10%</b>	

### General Service Less Than 50 kW

<b>Consumption</b>	5,000 kWh 0 kW	<b>Loss Factor 1.0406</b>
--------------------	-------------------	---------------------------

	2006 BILL			2007 BILL			IMPACT		
	Volume	RATE \$	CHARGE \$	Volume	RATE \$	CHARGE \$	\$	%	% of Total Bill
Monthly Service Charge			\$ 27.35			\$ 27.60	\$ 0.25	0.91%	134.72%
Distribution (kWh)	5,000	\$ 0.0061	\$ 30.50	5,000	\$ 0.0062	\$ 31.00	\$ 0.5000	1.64%	151.31%
Distribution (kW)	0	\$ -	\$ -	0	\$ -	\$ -	\$ -	0.00%	0.00%
Regulatory Assets (kWh)	5,000	-\$ 0.0011	-\$ 5.50	5,000	-\$ 0.0011	-\$ 5.50	\$ -	0.00%	-26.85%
Regulatory Assets (kW)	0	\$ -	\$ -	0	\$ -	\$ -	\$ -	0.00%	0.00%
<b>Sub-Total</b>			<b>\$ 52.35</b>			<b>\$ 53.10</b>	<b>\$ 0.75</b>	<b>1.43%</b>	<b>10.71%</b>
Other Charges (kWh)	5203	\$ 0.0194	\$ 100.94	5203	\$ 0.0194	\$ 100.94	\$ -	0.00%	20.35%
Other Charges (kW)	0	\$ -	\$ -	0	\$ -	\$ -	\$ -	0.00%	0.00%
Cost of Power Commodity (kWh)	750	\$ 0.0580	\$ 43.50	750	\$ 0.0580	\$ 43.50	\$ -	0.00%	8.77%
Cost of Power Commodity (kW)	4,453	\$ 0.0670	\$ 298.35	4,453	\$ 0.0670	\$ 298.35	\$ -	0.00%	60.16%
<b>Total Bill before Taxes</b>			<b>\$ 495.14</b>			<b>\$ 495.89</b>	<b>\$ 0.75</b>	<b>0.15%</b>	<b>100%</b>
<b>GST (2006 - 7%, 2007 - 6%)</b>			<b>\$ 31.36</b>			<b>\$ 29.75</b>	<b>-\$ 1.61</b>	<b>-5.12%</b>	
<b>Total Bill after Taxes</b>			<b>\$ 526.50</b>			<b>\$ 525.64</b>	<b>-\$ 0.86</b>	<b>-0.16%</b>	

**General Service Less Than 50 kW**

<b>Consumption</b>	10,000 kWh 0 kW	<b>Loss Factor 1.0406</b>
--------------------	--------------------	---------------------------

	2006 BILL			2007 BILL			IMPACT		
	Volume	RATE \$	CHARGE \$	Volume	RATE \$	CHARGE \$	\$	%	% of Total Bill
Monthly Service Charge			\$ 27.35			\$ 27.60	\$ 0.25	0.91%	134.72%
Distribution (kWh)	10,000	\$ 0.0061	\$ 61.00	10,000	\$ 0.0062	\$ 62.00	\$ 1.0000	1.64%	302.63%
Distribution (kW)	0	\$ -	\$ -	0	\$ -	\$ -	\$ -	0.00%	0.00%
Regulatory Assets (kWh)	10,000	-\$ 0.0011	-\$ 11.00	10,000	-\$ 0.0011	-\$ 11.00	\$ -	0.00%	-53.69%
Regulatory Assets (kW)	0	\$ -	\$ -	0	\$ -	\$ -	\$ -	0.00%	0.00%
<b>Sub-Total</b>			<b>\$ 77.35</b>			<b>\$ 78.60</b>	<b>\$ 1.25</b>	<b>1.62%</b>	<b>8.10%</b>
Other Charges (kWh)	10406	\$ 0.0194	\$ 201.88	10406	\$ 0.0194	\$ 201.88	\$ -	0.00%	20.79%
Other Charges (kW)	0	\$ -	\$ -	0	\$ -	\$ -	\$ -	0.00%	0.00%
Cost of Power Commodity (kWh)	750	\$ 0.0580	\$ 43.50	750	\$ 0.0580	\$ 43.50	\$ -	0.00%	4.48%
Cost of Power Commodity (kW)	9,656	\$ 0.0670	\$ 646.95	9,656	\$ 0.0670	\$ 646.95	\$ -	0.00%	66.63%
<b>Total Bill before Taxes</b>			<b>\$ 969.68</b>			<b>\$ 970.93</b>	<b>\$ 1.25</b>	<b>0.13%</b>	<b>100%</b>
<b>GST (2006 - 7%, 2007 - 6%)</b>			<b>\$ 61.41</b>			<b>\$ 58.26</b>	<b>-\$ 3.16</b>	<b>-5.14%</b>	
<b>Total Bill after Taxes</b>			<b>\$ 1,031.09</b>			<b>\$ 1,029.18</b>	<b>-\$ 1.91</b>	<b>-0.18%</b>	

**General Service Less Than 50 kW**

<b>Consumption</b>	15,000 kWh 0 kW	<b>Loss Factor 1.0406</b>
--------------------	--------------------	---------------------------

	2006 BILL			2007 BILL			IMPACT		
	Volume	RATE \$	CHARGE \$	Volume	RATE \$	CHARGE \$	\$	%	% of Total Bill
Monthly Service Charge			\$ 27.35			\$ 27.60	\$ 0.25	0.91%	134.72%
Distribution (kWh)	15,000	\$ 0.0061	\$ 91.50	15,000	\$ 0.0062	\$ 93.00	\$ 1.5000	1.64%	453.94%
Distribution (kW)	0	\$ -	\$ -	0	\$ -	\$ -	\$ -	0.00%	0.00%
Regulatory Assets (kWh)	15,000	-\$ 0.0011	-\$ 16.50	15,000	-\$ 0.0011	-\$ 16.50	\$ -	0.00%	-80.54%
Regulatory Assets (kW)	0	\$ -	\$ -	0	\$ -	\$ -	\$ -	0.00%	0.00%
<b>Sub-Total</b>			<b>\$ 102.35</b>			<b>\$ 104.10</b>	<b>\$ 1.75</b>	<b>1.71%</b>	<b>7.20%</b>
Other Charges (kWh)	15609	\$ 0.0194	\$ 302.81	15609	\$ 0.0194	\$ 302.81	\$ -	0.00%	20.94%
Other Charges (kW)	0	\$ -	\$ -	0	\$ -	\$ -	\$ -	0.00%	0.00%
Cost of Power Commodity (kWh)	750	\$ 0.0580	\$ 43.50	750	\$ 0.0580	\$ 43.50	\$ -	0.00%	3.01%
Cost of Power Commodity (kW)	14,859	\$ 0.0670	\$ 995.55	14,859	\$ 0.0670	\$ 995.55	\$ -	0.00%	68.85%
<b>Total Bill before Taxes</b>			<b>\$ 1,444.22</b>			<b>\$ 1,445.97</b>	<b>\$ 1.75</b>	<b>0.12%</b>	<b>100%</b>
<b>GST (2006 - 7%, 2007 - 6%)</b>			<b>\$ 91.47</b>			<b>\$ 86.76</b>	<b>-\$ 4.71</b>	<b>-5.15%</b>	
<b>Total Bill after Taxes</b>			<b>\$ 1,535.68</b>			<b>\$ 1,532.73</b>	<b>-\$ 2.96</b>	<b>-0.19%</b>	

**General Service 50 to 4,999 kW**

<b>Consumption</b>	15,000 kWh 60 kW	<b>Loss Factor 1.0406</b>
--------------------	---------------------	---------------------------

	2006 BILL			2007 BILL			IMPACT		
	Volume	RATE \$	CHARGE \$	Volume	RATE \$	CHARGE \$	\$	%	% of Total Bill
Monthly Service Charge			\$ 226.13			\$ 228.21	\$ 2.08	0.92%	1113.92%
Distribution (kWh)	15,000	\$ -	\$ -	15,000	\$ -	\$ -	\$ -	0.00%	0.00%
Distribution (kW)	60	\$ 3.3537	\$ 201.22	60	\$ 3.3846	\$ 203.08	\$ 1.85	0.92%	991.24%
Regulatory Assets (kWh)	15,000	\$ -	\$ -	15,000	\$ -	\$ -	\$ -	0.00%	0.00%
Regulatory Assets (kW)	60	-\$ 0.5067	-\$ 30.40	60	-\$ 0.5067	-\$ 30.40	\$ -	0.00%	-148.40%
<b>Sub-Total</b>			<b>\$ 396.95</b>			<b>\$ 400.88</b>	<b>\$ 3.93</b>	<b>0.99%</b>	<b>22.22%</b>
Other Charges (kWh)	15609	\$ 0.0132	\$ 206.04	15609	\$ 0.0132	\$ 206.04	\$ -	0.00%	11.42%
Other Charges (kW)	62	\$ 2.5385	\$ 158.49	62	\$ 2.5385	\$ 158.49	\$ -	0.00%	8.78%



Cost of Power Commodity (kWh)	750	\$ 0.0580	\$ 43.50	750	\$ 0.0580	\$ 43.50	\$ -	0.00%	2.41%
Cost of Power Commodity (kWh)	14,859	\$ 0.0670	\$ 995.55	14,859	\$ 0.0670	\$ 995.55	\$ -	0.00%	55.17%
<b>Total Bill before Taxes</b>			<b>\$ 1,800.54</b>			<b>\$ 1,804.47</b>	<b>\$ 3.93</b>	<b>0.22%</b>	<b>100%</b>
<b>GST (2006 - 7%, 2007 - 6%)</b>			<b>\$ 114.03</b>			<b>\$ 108.27</b>	<b>-\$ 5.77</b>	<b>-5.06%</b>	
<b>Total Bill after Taxes</b>			<b>\$ 1,914.57</b>			<b>\$ 1,912.74</b>	<b>-\$ 1.83</b>	<b>-0.10%</b>	

**General Service 50 to 4,999 kW**

<b>Consumption</b>	<b>40,000 kWh</b> <b>100 kW</b>	<b>Loss Factor 1.0406</b>
--------------------	------------------------------------	---------------------------

	2006 BILL			2007 BILL			IMPACT		
	Volume	RATE \$	CHARGE \$	Volume	RATE \$	CHARGE \$	\$	%	% of Total Bill
Monthly Service Charge			\$ 226.13			\$ 228.21	\$ 2.08	0.92%	1113.92%
Distribution (kWh)	40,000	\$ -	\$ -	40,000	\$ -	\$ -	\$ -	0.00%	0.00%
Distribution (kW)	100	\$ 3.3537	\$ 335.37	100	\$ 3.3846	\$ 338.46	\$ 3.09	0.92%	1652.07%
Regulatory Assets (kWh)	40,000	\$ -	\$ -	40,000	\$ -	\$ -	\$ -	0.00%	0.00%
Regulatory Assets (kW)	100	-\$ 0.5067	-\$ 50.67	100	-\$ 0.5067	-\$ 50.67	\$ -	0.00%	-247.33%
<b>Sub-Total</b>			<b>\$ 510.83</b>			<b>\$ 516.00</b>	<b>\$ 5.17</b>	<b>1.01%</b>	<b>12.55%</b>
Other Charges (kWh)	41624	\$ 0.0132	\$ 549.44	41624	\$ 0.0132	\$ 549.44	\$ -	0.00%	13.36%
Other Charges (kW)	104	\$ 2.5385	\$ 264.16	104	\$ 2.5385	\$ 264.16	\$ -	0.00%	6.42%
Cost of Power Commodity (kWh)	750	\$ 0.0580	\$ 43.50	750	\$ 0.0580	\$ 43.50	\$ -	0.00%	1.06%
Cost of Power Commodity (kWh)	40,874	\$ 0.0670	\$ 2,738.56	40,874	\$ 0.0670	\$ 2,738.56	\$ -	0.00%	66.60%
<b>Total Bill before Taxes</b>			<b>\$ 4,106.48</b>			<b>\$ 4,111.65</b>	<b>\$ 5.17</b>	<b>0.13%</b>	<b>100%</b>
<b>GST (2006 - 7%, 2007 - 6%)</b>			<b>\$ 260.08</b>			<b>\$ 246.70</b>	<b>-\$ 13.38</b>	<b>-5.14%</b>	
<b>Total Bill after Taxes</b>			<b>\$ 4,366.56</b>			<b>\$ 4,358.35</b>	<b>-\$ 8.21</b>	<b>-0.19%</b>	

**General Service 50 to 4,999 kW**

<b>Consumption</b>	<b>100,000 kWh</b> <b>500 kW</b>	<b>Loss Factor 1.0406</b>
--------------------	-------------------------------------	---------------------------

	2006 BILL			2007 BILL			IMPACT		
	Volume	RATE \$	CHARGE \$	Volume	RATE \$	CHARGE \$	\$	%	% of Total Bill
Monthly Service Charge			\$ 226.13			\$ 228.21	\$ 2.08	0.92%	1113.92%
Distribution (kWh)	100,000	\$ -	\$ -	100,000	\$ -	\$ -	\$ -	0.00%	0.00%
Distribution (kW)	500	\$ 3.3537	\$ 1,676.85	500	\$ 3.3846	\$ 1,692.30	\$ 15.45	0.92%	8260.33%
Regulatory Assets (kWh)	100,000	\$ -	\$ -	100,000	\$ -	\$ -	\$ -	0.00%	0.00%
Regulatory Assets (kW)	500	-\$ 0.5067	-\$ 253.35	500	-\$ 0.5067	-\$ 253.35	\$ -	0.00%	-1236.63%
<b>Sub-Total</b>			<b>\$ 1,649.63</b>			<b>\$ 1,667.16</b>	<b>\$ 17.53</b>	<b>1.06%</b>	<b>14.72%</b>
Other Charges (kWh)	104060	\$ 0.0132	\$ 1,373.59	104060	\$ 0.0132	\$ 1,373.59	\$ -	0.00%	12.13%
Other Charges (kW)	520	\$ 2.5385	\$ 1,320.78	520	\$ 2.5385	\$ 1,320.78	\$ -	0.00%	11.66%
Cost of Power Commodity (kWh)	750	\$ 0.0580	\$ 43.50	750	\$ 0.0580	\$ 43.50	\$ -	0.00%	0.38%
Cost of Power Commodity (kWh)	103,310	\$ 0.0670	\$ 6,921.77	103,310	\$ 0.0670	\$ 6,921.77	\$ -	0.00%	61.11%
<b>Total Bill before Taxes</b>			<b>\$ 11,309.27</b>			<b>\$ 11,326.80</b>	<b>\$ 17.53</b>	<b>0.16%</b>	<b>100%</b>
<b>GST (2006 - 7%, 2007 - 6%)</b>			<b>\$ 716.25</b>			<b>\$ 679.61</b>	<b>-\$ 36.65</b>	<b>-5.12%</b>	
<b>Total Bill after Taxes</b>			<b>\$ 12,025.53</b>			<b>\$ 12,006.41</b>	<b>-\$ 19.12</b>	<b>-0.16%</b>	

**General Service 50 to 4,999 kW**

<b>Consumption</b>	<b>400,000 kWh</b> <b>1000 kW</b>	<b>Loss Factor 1.0406</b>
--------------------	--------------------------------------	---------------------------

	2006 BILL			2007 BILL			IMPACT		
	Volume	RATE \$	CHARGE \$	Volume	RATE \$	CHARGE \$	\$	%	% of Total Bill

Monthly Service Charge			\$ 226.13			\$ 228.21	\$ 2.08	0.92%	1113.92%
Distribution (kWh)	400,000	\$ -	\$ -	400,000	\$ -	\$ -	\$ -	0.00%	0.00%
Distribution (kW)	1,000	\$ 3.3537	\$ 3,353.70	1,000	\$ 3.3846	\$ 3,384.60	\$ 30.90	0.92%	16520.65%
Regulatory Assets (kWh)	400,000	\$ -	\$ -	400,000	\$ -	\$ -	\$ -	0.00%	0.00%
Regulatory Assets (kW)	1,000	-\$ 0.5067	-\$ 506.70	1,000	-\$ 0.5067	-\$ 506.70	\$ -	0.00%	-2473.27%
<b>Sub-Total</b>			<b>\$ 3,073.13</b>			<b>\$ 3,106.11</b>	<b>\$ 32.98</b>	<b>1.07%</b>	<b>7.94%</b>
Other Charges (kWh)	416240	\$ 0.0132	\$ 5,494.37	416240	\$ 0.0132	\$ 5,494.37	\$ -	0.00%	14.04%
Other Charges (kW)	1,041	\$ 2.5385	\$ 2,641.56	1,041	\$ 2.5385	\$ 2,641.56	\$ -	0.00%	6.75%
Cost of Power Commodity (kWh)	750	\$ 0.0580	\$ 43.50	750	\$ 0.0580	\$ 43.50	\$ -	0.00%	0.11%
Cost of Power Commodity (kW)	415,490	\$ 0.0670	\$ 27,837.83	415,490	\$ 0.0670	\$ 27,837.83	\$ -	0.00%	71.15%
<b>Total Bill before Taxes</b>			<b>\$ 39,090.39</b>			<b>\$ 39,123.37</b>	<b>\$ 32.98</b>	<b>0.08%</b>	<b>100%</b>
<b>GST (2006 - 7%, 2007 - 6%)</b>			<b>\$ 2,475.72</b>			<b>\$ 2,347.40</b>	<b>-\$ 128.32</b>	<b>-5.18%</b>	
<b>Total Bill after Taxes</b>			<b>\$ 41,566.12</b>			<b>\$ 41,470.77</b>	<b>-\$ 95.34</b>	<b>-0.23%</b>	

### General Service 50 to 4,999 kW

<b>Consumption</b>	1,000,000 kWh 3000 kW	<b>Loss Factor 1.0406</b>
--------------------	--------------------------	---------------------------

	2006 BILL			2007 BILL			IMPACT		
	Volume	RATE \$	CHARGE \$	Volume	RATE \$	CHARGE \$	\$	%	% of Total Bill
Monthly Service Charge			\$ 226.13			\$ 228.21	\$ 2.08	0.92%	1113.92%
Distribution (kWh)	1,000,000	\$ -	\$ -	1,000,000	\$ -	\$ -	\$ -	0.00%	0.00%
Distribution (kW)	3,000	\$ 3.3537	\$ 10,061.10	3,000	\$ 3.3846	\$ 10,153.80	\$ 92.70	0.92%	49561.95%
Regulatory Assets (kWh)	1,000,000	\$ -	\$ -	1,000,000	\$ -	\$ -	\$ -	0.00%	0.00%
Regulatory Assets (kW)	3,000	-\$ 0.5067	-\$ 1,520.10	3,000	-\$ 0.5067	-\$ 1,520.10	\$ -	0.00%	-7419.80%
<b>Sub-Total</b>			<b>\$ 8,767.13</b>			<b>\$ 8,861.91</b>	<b>\$ 94.78</b>	<b>1.08%</b>	<b>8.84%</b>
Other Charges (kWh)	1040600	\$ 0.0132	\$ 13,735.92	1040600	\$ 0.0132	\$ 13,735.92	\$ -	0.00%	13.70%
Other Charges (kW)	3,122	\$ 2.5385	\$ 7,924.69	3,122	\$ 2.5385	\$ 7,924.69	\$ -	0.00%	7.91%
Cost of Power Commodity (kWh)	750	\$ 0.0580	\$ 43.50	750	\$ 0.0580	\$ 43.50	\$ -	0.00%	0.04%
Cost of Power Commodity (kW)	1,039,850	\$ 0.0670	\$ 69,669.95	1,039,850	\$ 0.0670	\$ 69,669.95	\$ -	0.00%	69.51%
<b>Total Bill before Taxes</b>			<b>\$ 100,141.19</b>			<b>\$ 100,235.97</b>	<b>\$ 94.78</b>	<b>0.09%</b>	<b>100%</b>
<b>GST (2006 - 7%, 2007 - 6%)</b>			<b>\$ 6,342.28</b>			<b>\$ 6,014.16</b>	<b>-\$ 328.12</b>	<b>-5.17%</b>	
<b>Total Bill after Taxes</b>			<b>\$ 106,483.46</b>			<b>\$ 106,250.13</b>	<b>-\$ 233.34</b>	<b>-0.22%</b>	

### General Service 50 to 4,999 kW

<b>Consumption</b>	1,500,000 kWh 4000 kW	<b>Loss Factor 1.0406</b>
--------------------	--------------------------	---------------------------

	2006 BILL			2007 BILL			IMPACT		
	Volume	RATE \$	CHARGE \$	Volume	RATE \$	CHARGE \$	\$	%	% of Total Bill
Monthly Service Charge			\$ 226.13			\$ 228.21	\$ 2.08	0.92%	1113.92%
Distribution (kWh)	1,500,000	\$ -	\$ -	1,500,000	\$ -	\$ -	\$ -	0.00%	0.00%
Distribution (kW)	4,000	\$ 3.3537	\$ 13,414.80	4,000	\$ 3.3846	\$ 13,538.40	\$ 123.60	0.92%	66082.60%
Regulatory Assets (kWh)	1,500,000	\$ -	\$ -	1,500,000	\$ -	\$ -	\$ -	0.00%	0.00%
Regulatory Assets (kW)	4,000	-\$ 0.5067	-\$ 2,026.80	4,000	-\$ 0.5067	-\$ 2,026.80	\$ -	0.00%	-9893.06%
<b>Sub-Total</b>			<b>\$ 11,614.13</b>			<b>\$ 11,739.81</b>	<b>\$ 125.68</b>	<b>1.08%</b>	<b>7.96%</b>
Other Charges (kWh)	1560900	\$ 0.0132	\$ 20,603.88	1560900	\$ 0.0132	\$ 20,603.88	\$ -	0.00%	13.97%
Other Charges (kW)	4,162	\$ 2.5385	\$ 10,566.25	4,162	\$ 2.5385	\$ 10,566.25	\$ -	0.00%	7.16%
Cost of Power Commodity (kWh)	750	\$ 0.0580	\$ 43.50	750	\$ 0.0580	\$ 43.50	\$ -	0.00%	0.03%
Cost of Power Commodity (kW)	1,560,150	\$ 0.0670	\$ 104,530.05	1,560,150	\$ 0.0670	\$ 104,530.05	\$ -	0.00%	70.88%
<b>Total Bill before Taxes</b>			<b>\$ 147,357.81</b>			<b>\$ 147,483.49</b>	<b>\$ 125.68</b>	<b>0.09%</b>	<b>100%</b>
<b>GST (2006 - 7%, 2007 - 6%)</b>			<b>\$ 9,332.66</b>			<b>\$ 8,849.01</b>	<b>-\$ 483.65</b>	<b>-5.18%</b>	
<b>Total Bill after Taxes</b>			<b>\$ 156,690.47</b>			<b>\$ 156,332.50</b>	<b>-\$ 357.97</b>	<b>-0.23%</b>	

**Unmetered Scattered Load**

<b>Consumption</b>	15,000 kWh 60 kW	<b>Loss Factor 1.0406</b>
--------------------	---------------------	---------------------------

	2006 BILL			2007 BILL			IMPACT		
	Volume	RATE \$	CHARGE \$	Volume	RATE \$	CHARGE \$	\$	%	% of Total Bill
Monthly Service Charge			\$ 27.09			\$ 27.34	\$ 0.25	0.92%	133.45%
Distribution (kWh)	15,000	\$ -	\$ -	15,000	\$ -	\$ -	\$ -	0.00%	0.00%
Distribution (kW)	60	\$ 0.0061	\$ 0.37	60	\$ 0.0062	\$ 0.37	\$ 0.01	1.64%	1.82%
Regulatory Assets (kWh)	15,000	\$ -	\$ -	15,000	\$ -	\$ -	\$ -	0.00%	0.00%
Regulatory Assets (kW)	60	-\$ 0.0011	-\$ 0.07	60	-\$ 0.0011	-\$ 0.07	\$ -	0.00%	-0.32%
<b>Sub-Total</b>			<b>\$ 27.39</b>			<b>\$ 27.65</b>	<b>\$ 0.26</b>	<b>0.93%</b>	<b>2.17%</b>
Other Charges (kWh)	15609	\$ 0.0132	\$ 206.04	15609	\$ 0.0132	\$ 206.04	\$ -	0.00%	16.18%
Other Charges (kW)	62	\$ 0.0062	\$ 0.39	62	\$ 0.0062	\$ 0.39	\$ -	0.00%	0.03%
Cost of Power Commodity (kWh)	750	\$ 0.0580	\$ 43.50	750	\$ 0.0580	\$ 43.50	\$ -	0.00%	3.42%
Cost of Power Commodity (kW)	14,859	\$ 0.0670	\$ 995.55	14,859	\$ 0.0670	\$ 995.55	\$ -	0.00%	78.20%
<b>Total Bill before Taxes</b>			<b>\$ 1,272.87</b>			<b>\$ 1,273.12</b>	<b>\$ 0.26</b>	<b>0.02%</b>	<b>100%</b>
<b>GST (2006 - 7%, 2007 - 6%)</b>			<b>\$ 80.62</b>			<b>\$ 76.39</b>	<b>-\$ 4.23</b>	<b>-5.24%</b>	
<b>Total Bill after Taxes</b>			<b>\$ 1,353.48</b>			<b>\$ 1,349.51</b>	<b>-\$ 3.97</b>	<b>-0.29%</b>	

**Unmetered Scattered Load**

<b>Consumption</b>	40,000 kWh 100 kW	<b>Loss Factor 1.0406</b>
--------------------	----------------------	---------------------------

	2006 BILL			2007 BILL			IMPACT		
	Volume	RATE \$	CHARGE \$	Volume	RATE \$	CHARGE \$	\$	%	% of Total Bill
Monthly Service Charge			\$ 27.09			\$ 27.34	\$ 0.25	0.92%	133.45%
Distribution (kWh)	40,000	\$ -	\$ -	40,000	\$ -	\$ -	\$ -	0.00%	0.00%
Distribution (kW)	100	\$ 0.0061	\$ 0.61	100	\$ 0.0062	\$ 0.62	\$ 0.01	1.64%	3.03%
Regulatory Assets (kWh)	40,000	\$ -	\$ -	40,000	\$ -	\$ -	\$ -	0.00%	0.00%
Regulatory Assets (kW)	100	-\$ 0.0011	-\$ 0.11	100	-\$ 0.0011	-\$ 0.11	\$ -	0.00%	-0.54%
<b>Sub-Total</b>			<b>\$ 27.59</b>			<b>\$ 27.85</b>	<b>\$ 0.26</b>	<b>0.94%</b>	<b>0.83%</b>
Other Charges (kWh)	41624	\$ 0.0132	\$ 549.44	41624	\$ 0.0132	\$ 549.44	\$ -	0.00%	16.35%
Other Charges (kW)	104	\$ 0.0062	\$ 0.65	104	\$ 0.0062	\$ 0.65	\$ -	0.00%	0.02%
Cost of Power Commodity (kWh)	750	\$ 0.0580	\$ 43.50	750	\$ 0.0580	\$ 43.50	\$ -	0.00%	1.29%
Cost of Power Commodity (kW)	40,874	\$ 0.0670	\$ 2,738.56	40,874	\$ 0.0670	\$ 2,738.56	\$ -	0.00%	81.50%
<b>Total Bill before Taxes</b>			<b>\$ 3,359.73</b>			<b>\$ 3,359.99</b>	<b>\$ 0.26</b>	<b>0.01%</b>	<b>100%</b>
<b>GST (2006 - 7%, 2007 - 6%)</b>			<b>\$ 212.78</b>			<b>\$ 201.60</b>	<b>-\$ 11.18</b>	<b>-5.26%</b>	
<b>Total Bill after Taxes</b>			<b>\$ 3,572.51</b>			<b>\$ 3,561.59</b>	<b>-\$ 10.92</b>	<b>-0.31%</b>	

**Unmetered Scattered Load**

<b>Consumption</b>	100,000 kWh 500 kW	<b>Loss Factor 1.0406</b>
--------------------	-----------------------	---------------------------

	2006 BILL			2007 BILL			IMPACT		
	Volume	RATE \$	CHARGE \$	Volume	RATE \$	CHARGE \$	\$	%	% of Total Bill
Monthly Service Charge			\$ 27.09			\$ 27.34	\$ 0.25	0.92%	133.45%
Distribution (kWh)	100,000	\$ -	\$ -	100,000	\$ -	\$ -	\$ -	0.00%	0.00%
Distribution (kW)	500	\$ 0.0061	\$ 3.05	500	\$ 0.0062	\$ 3.10	\$ 0.05	1.64%	15.13%
Regulatory Assets (kWh)	100,000	\$ -	\$ -	100,000	\$ -	\$ -	\$ -	0.00%	0.00%
Regulatory Assets (kW)	500	-\$ 0.0011	-\$ 0.55	500	-\$ 0.0011	-\$ 0.55	\$ -	0.00%	-2.68%
<b>Sub-Total</b>			<b>\$ 29.59</b>			<b>\$ 29.89</b>	<b>\$ 0.30</b>	<b>1.01%</b>	<b>0.36%</b>
Other Charges (kWh)	104060	\$ 0.0132	\$ 1,373.59	104060	\$ 0.0132	\$ 1,373.59	\$ -	0.00%	16.41%
Other Charges (kW)	520	\$ 0.0062	\$ 3.23	520	\$ 0.0062	\$ 3.23	\$ -	0.00%	0.04%

Cost of Power Commodity (kWh)	750	\$ 0.0580	\$ 43.50	750	\$ 0.0580	\$ 43.50	\$ -	0.00%	0.52%
Cost of Power Commodity (kWh)	103,310	\$ 0.0670	\$ 6,921.77	103,310	\$ 0.0670	\$ 6,921.77	\$ -	0.00%	82.68%
<b>Total Bill before Taxes</b>			<b>\$ 8,371.68</b>			<b>\$ 8,371.98</b>	<b>\$ 0.30</b>	<b>0.00%</b>	<b>100%</b>
<b>GST (2006 - 7%, 2007 - 6%)</b>			<b>\$ 530.21</b>			<b>\$ 502.32</b>	<b>-\$ 27.89</b>	<b>-5.26%</b>	
<b>Total Bill after Taxes</b>			<b>\$ 8,901.88</b>			<b>\$ 8,874.30</b>	<b>-\$ 27.59</b>	<b>-0.31%</b>	

### Unmetered Scattered Load

<b>Consumption</b>	400,000 kWh 1000 kW	<b>Loss Factor 1.0406</b>
--------------------	------------------------	---------------------------

	2006 BILL			2007 BILL			IMPACT		
	Volume	RATE \$	CHARGE \$	Volume	RATE \$	CHARGE \$	\$	%	% of Total Bill
Monthly Service Charge			\$ 27.09			\$ 27.34	\$ 0.25	0.92%	133.45%
Distribution (kWh)	400,000	\$ -	\$ -	400,000	\$ -	\$ -	\$ -	0.00%	0.00%
Distribution (kW)	1,000	\$ 0.0061	\$ 6.10	1,000	\$ 0.0062	\$ 6.20	\$ 0.10	1.64%	30.26%
Regulatory Assets (kWh)	400,000	\$ -	\$ -	400,000	\$ -	\$ -	\$ -	0.00%	0.00%
Regulatory Assets (kW)	1,000	-\$ 0.0011	-\$ 1.10	1,000	-\$ 0.0011	-\$ 1.10	\$ -	0.00%	-5.37%
<b>Sub-Total</b>			<b>\$ 32.09</b>			<b>\$ 32.44</b>	<b>\$ 0.35</b>	<b>1.09%</b>	<b>0.10%</b>
Other Charges (kWh)	416240	\$ 0.0132	\$ 5,494.37	416240	\$ 0.0132	\$ 5,494.37	\$ -	0.00%	16.44%
Other Charges (kW)	1,041	\$ 0.0062	\$ 6.45	1,041	\$ 0.0062	\$ 6.45	\$ -	0.00%	0.02%
Cost of Power Commodity (kWh)	750	\$ 0.0580	\$ 43.50	750	\$ 0.0580	\$ 43.50	\$ -	0.00%	0.13%
Cost of Power Commodity (kWh)	415,490	\$ 0.0670	\$ 27,837.83	415,490	\$ 0.0670	\$ 27,837.83	\$ -	0.00%	83.31%
<b>Total Bill before Taxes</b>			<b>\$ 33,414.24</b>			<b>\$ 33,414.59</b>	<b>\$ 0.35</b>	<b>0.00%</b>	<b>100%</b>
<b>GST (2006 - 7%, 2007 - 6%)</b>			<b>\$ 2,116.24</b>			<b>\$ 2,004.88</b>	<b>-\$ 111.36</b>	<b>-5.26%</b>	
<b>Total Bill after Taxes</b>			<b>\$ 35,530.47</b>			<b>\$ 35,419.47</b>	<b>-\$ 111.01</b>	<b>-0.31%</b>	

### Unmetered Scattered Load

<b>Consumption</b>	1,000,000 kWh 3000 kW	<b>Loss Factor 1.0406</b>
--------------------	--------------------------	---------------------------

	2006 BILL			2007 BILL			IMPACT		
	Volume	RATE \$	CHARGE \$	Volume	RATE \$	CHARGE \$	\$	%	% of Total Bill
Monthly Service Charge			\$ 27.09			\$ 27.34	\$ 0.25	0.92%	133.45%
Distribution (kWh)	1,000,000	\$ -	\$ -	1,000,000	\$ -	\$ -	\$ -	0.00%	0.00%
Distribution (kW)	3,000	\$ 0.0061	\$ 18.30	3,000	\$ 0.0062	\$ 18.60	\$ 0.30	1.64%	90.79%
Regulatory Assets (kWh)	1,000,000	\$ -	\$ -	1,000,000	\$ -	\$ -	\$ -	0.00%	0.00%
Regulatory Assets (kW)	3,000	-\$ 0.0011	-\$ 3.30	3,000	-\$ 0.0011	-\$ 3.30	\$ -	0.00%	-16.11%
<b>Sub-Total</b>			<b>\$ 42.09</b>			<b>\$ 42.64</b>	<b>\$ 0.55</b>	<b>1.31%</b>	<b>0.05%</b>
Other Charges (kWh)	1040600	\$ 0.0132	\$ 13,735.92	1040600	\$ 0.0132	\$ 13,735.92	\$ -	0.00%	16.45%
Other Charges (kW)	3,122	\$ 0.0062	\$ 19.36	3,122	\$ 0.0062	\$ 19.36	\$ -	0.00%	0.02%
Cost of Power Commodity (kWh)	750	\$ 0.0580	\$ 43.50	750	\$ 0.0580	\$ 43.50	\$ -	0.00%	0.05%
Cost of Power Commodity (kWh)	1,039,850	\$ 0.0670	\$ 69,669.95	1,039,850	\$ 0.0670	\$ 69,669.95	\$ -	0.00%	83.43%
<b>Total Bill before Taxes</b>			<b>\$ 83,510.82</b>			<b>\$ 83,511.37</b>	<b>\$ 0.55</b>	<b>0.00%</b>	<b>100%</b>
<b>GST (2006 - 7%, 2007 - 6%)</b>			<b>\$ 5,289.02</b>			<b>\$ 5,010.68</b>	<b>-\$ 278.34</b>	<b>-5.26%</b>	
<b>Total Bill after Taxes</b>			<b>\$ 88,799.83</b>			<b>\$ 88,522.05</b>	<b>-\$ 277.79</b>	<b>-0.31%</b>	

### Unmetered Scattered Load

<b>Consumption</b>	1,500,000 kWh 4000 kW	<b>Loss Factor 1.0406</b>
--------------------	--------------------------	---------------------------

	2006 BILL			2007 BILL			IMPACT		
	Volume	RATE \$	CHARGE \$	Volume	RATE \$	CHARGE \$	\$	%	% of Total Bill

Monthly Service Charge			\$ 27.09			\$ 27.34	\$ 0.25	0.92%	133.45%
Distribution (kWh)	1,500,000	\$ -	\$ -	1,500,000	\$ -	\$ -	\$ -	0.00%	0.00%
Distribution (kW)	4,000	\$ 0.0061	\$ 24.40	4,000	\$ 0.0062	\$ 24.80	\$ 0.40	1.64%	121.05%
Regulatory Assets (kWh)	1,500,000	\$ -	\$ -	1,500,000	\$ -	\$ -	\$ -	0.00%	0.00%
Regulatory Assets (kW)	4,000	-\$ 0.0011	-\$ 4.40	4,000	-\$ 0.0011	-\$ 4.40	\$ -	0.00%	-21.48%
<b>Sub-Total</b>			<b>\$ 47.09</b>			<b>\$ 47.74</b>	<b>\$ 0.65</b>	<b>1.38%</b>	<b>0.04%</b>
Other Charges (kWh)	1560900	\$ 0.0132	\$ 20,603.88	1560900	\$ 0.0132	\$ 20,603.88	\$ -	0.00%	16.45%
Other Charges (kW)	4,162	\$ 0.0062	\$ 25.81	4,162	\$ 0.0062	\$ 25.81	\$ -	0.00%	0.02%
Cost of Power Commodity (kWh)	750	\$ 0.0580	\$ 43.50	750	\$ 0.0580	\$ 43.50	\$ -	0.00%	0.03%
Cost of Power Commodity (kW)	1,560,150	\$ 0.0670	\$ 104,530.05	1,560,150	\$ 0.0670	\$ 104,530.05	\$ -	0.00%	83.46%
<b>Total Bill before Taxes</b>			<b>\$ 125,250.33</b>			<b>\$ 125,250.98</b>	<b>\$ 0.65</b>	<b>0.00%</b>	<b>100%</b>
<b>GST (2006 - 7%, 2007 - 6%)</b>			<b>\$ 7,932.52</b>			<b>\$ 7,515.06</b>	<b>-\$ 417.46</b>	<b>-5.26%</b>	
<b>Total Bill after Taxes</b>			<b>\$ 133,182.85</b>			<b>\$ 132,766.04</b>	<b>-\$ 416.81</b>	<b>-0.31%</b>	

### Street Lighting

<b>Consumption</b>	15,000 kWh 60 kW	<b>Loss Factor 1.0406</b>
--------------------	---------------------	---------------------------

	2006 BILL			2007 BILL			IMPACT		
	Volume	RATE \$	CHARGE \$	Volume	RATE \$	CHARGE \$	\$	%	% of Total Bill
Monthly Service Charge			\$ 1.09			\$ 1.10	\$ 0.01	0.92%	5.37%
Distribution (kWh)	15,000	\$ -	\$ -	15,000	\$ -	\$ -	\$ -	0.00%	0.00%
Distribution (kW)	60	\$ 2.8467	\$ 170.80	60	\$ 2.8729	\$ 172.37	\$ 1.57	0.92%	841.38%
Regulatory Assets (kWh)	15,000	\$ -	\$ -	15,000	\$ -	\$ -	\$ -	0.00%	0.00%
Regulatory Assets (kW)	60	-\$ 0.4456	-\$ 26.74	60	-\$ 0.4456	-\$ 26.74	\$ -	0.00%	-130.50%
<b>Sub-Total</b>			<b>\$ 145.16</b>			<b>\$ 146.74</b>	<b>\$ 1.58</b>	<b>1.09%</b>	<b>9.70%</b>
Other Charges (kWh)	15609	\$ 0.0132	\$ 206.04	15609	\$ 0.0132	\$ 206.04	\$ -	0.00%	13.63%
Other Charges (kW)	62	\$ 1.9259	\$ 120.25	62	\$ 1.9259	\$ 120.25	\$ -	0.00%	7.95%
Cost of Power Commodity (kWh)	750	\$ 0.0580	\$ 43.50	750	\$ 0.0580	\$ 43.50	\$ -	0.00%	2.88%
Cost of Power Commodity (kW)	14,859	\$ 0.0670	\$ 995.55	14,859	\$ 0.0670	\$ 995.55	\$ -	0.00%	65.84%
<b>Total Bill before Taxes</b>			<b>\$ 1,510.49</b>			<b>\$ 1,512.08</b>	<b>\$ 1.58</b>	<b>0.10%</b>	<b>100%</b>
<b>GST (2006 - 7%, 2007 - 6%)</b>			<b>\$ 95.66</b>			<b>\$ 90.72</b>	<b>-\$ 4.94</b>	<b>-5.16%</b>	
<b>Total Bill after Taxes</b>			<b>\$ 1,606.16</b>			<b>\$ 1,602.80</b>	<b>-\$ 3.36</b>	<b>-0.21%</b>	

### Street Lighting

<b>Consumption</b>	40,000 kWh 100 kW	<b>Loss Factor 1.0406</b>
--------------------	----------------------	---------------------------

	2006 BILL			2007 BILL			IMPACT		
	Volume	RATE \$	CHARGE \$	Volume	RATE \$	CHARGE \$	\$	%	% of Total Bill
Monthly Service Charge			\$ 1.09			\$ 1.10	\$ 0.01	0.92%	5.37%
Distribution (kWh)	40,000	\$ -	\$ -	40,000	\$ -	\$ -	\$ -	0.00%	0.00%
Distribution (kW)	100	\$ 2.8467	\$ 284.67	100	\$ 2.8729	\$ 287.29	\$ 2.62	0.92%	1402.30%
Regulatory Assets (kWh)	40,000	\$ -	\$ -	40,000	\$ -	\$ -	\$ -	0.00%	0.00%
Regulatory Assets (kW)	100	-\$ 0.4456	-\$ 44.56	100	-\$ 0.4456	-\$ 44.56	\$ -	0.00%	-217.50%
<b>Sub-Total</b>			<b>\$ 241.20</b>			<b>\$ 243.83</b>	<b>\$ 2.63</b>	<b>1.09%</b>	<b>6.46%</b>
Other Charges (kWh)	41624	\$ 0.0132	\$ 549.44	41624	\$ 0.0132	\$ 549.44	\$ -	0.00%	14.55%
Other Charges (kW)	104	\$ 1.9259	\$ 200.41	104	\$ 1.9259	\$ 200.41	\$ -	0.00%	5.31%
Cost of Power Commodity (kWh)	750	\$ 0.0580	\$ 43.50	750	\$ 0.0580	\$ 43.50	\$ -	0.00%	1.15%
Cost of Power Commodity (kW)	40,874	\$ 0.0670	\$ 2,738.56	40,874	\$ 0.0670	\$ 2,738.56	\$ -	0.00%	72.53%
<b>Total Bill before Taxes</b>			<b>\$ 3,773.10</b>			<b>\$ 3,775.73</b>	<b>\$ 2.63</b>	<b>0.07%</b>	<b>100%</b>
<b>GST (2006 - 7%, 2007 - 6%)</b>			<b>\$ 238.96</b>			<b>\$ 226.54</b>	<b>-\$ 12.42</b>	<b>-5.20%</b>	
<b>Total Bill after Taxes</b>			<b>\$ 4,012.07</b>			<b>\$ 4,002.28</b>	<b>-\$ 9.79</b>	<b>-0.24%</b>	

**Street Lighting**

**Consumption**      100,000 kWh  
500 kW      **Loss Factor 1.0406**

	2006 BILL			2007 BILL			IMPACT		
	Volume	RATE \$	CHARGE \$	Volume	RATE \$	CHARGE \$	\$	%	% of Total Bill
Monthly Service Charge			\$ 1.09			\$ 1.10	\$ 0.01	0.92%	5.37%
Distribution (kWh)	100,000	\$ -	\$ -	100,000	\$ -	\$ -	\$ -	0.00%	0.00%
Distribution (kW)	500	\$ 2.8467	\$ 1,423.35	500	\$ 2.8729	\$ 1,436.45	\$ 13.10	0.92%	7011.49%
Regulatory Assets (kWh)	100,000	\$ -	\$ -	100,000	\$ -	\$ -	\$ -	0.00%	0.00%
Regulatory Assets (kW)	500	-\$ 0.4456	-\$ 222.80	500	-\$ 0.4456	-\$ 222.80	\$ -	0.00%	-1087.51%
<b>Sub-Total</b>			<b>\$ 1,201.64</b>			<b>\$ 1,214.75</b>	<b>\$ 13.11</b>	<b>1.09%</b>	<b>11.51%</b>
Other Charges (kWh)	104060	\$ 0.0132	\$ 1,373.59	104060	\$ 0.0132	\$ 1,373.59	\$ -	0.00%	13.01%
Other Charges (kW)	520	\$ 1.9259	\$ 1,002.05	520	\$ 1.9259	\$ 1,002.05	\$ -	0.00%	9.49%
Cost of Power Commodity (kWh)	750	\$ 0.0580	\$ 43.50	750	\$ 0.0580	\$ 43.50	\$ -	0.00%	0.41%
Cost of Power Commodity (kW)	103,310	\$ 0.0670	\$ 6,921.77	103,310	\$ 0.0670	\$ 6,921.77	\$ -	0.00%	65.57%
<b>Total Bill before Taxes</b>			<b>\$ 10,542.55</b>			<b>\$ 10,555.66</b>	<b>\$ 13.11</b>	<b>0.12%</b>	<b>100%</b>
<b>GST (2006 - 7%, 2007 - 6%)</b>			<b>\$ 667.69</b>			<b>\$ 633.34</b>	<b>-\$ 34.36</b>	<b>-5.15%</b>	
<b>Total Bill after Taxes</b>			<b>\$ 11,210.24</b>			<b>\$ 11,189.00</b>	<b>-\$ 21.25</b>	<b>-0.19%</b>	

**Street Lighting**

**Consumption**      400,000 kWh  
1000 kW      **Loss Factor 1.0406**

	2006 BILL			2007 BILL			IMPACT		
	Volume	RATE \$	CHARGE \$	Volume	RATE \$	CHARGE \$	\$	%	% of Total Bill
Monthly Service Charge			\$ 1.09			\$ 1.10	\$ 0.01	0.92%	5.37%
Distribution (kWh)	400,000	\$ -	\$ -	400,000	\$ -	\$ -	\$ -	0.00%	0.00%
Distribution (kW)	1,000	\$ 2.8467	\$ 2,846.70	1,000	\$ 2.8729	\$ 2,872.90	\$ 26.20	0.92%	14022.98%
Regulatory Assets (kWh)	400,000	\$ -	\$ -	400,000	\$ -	\$ -	\$ -	0.00%	0.00%
Regulatory Assets (kW)	1,000	-\$ 0.4456	-\$ 445.60	1,000	-\$ 0.4456	-\$ 445.60	\$ -	0.00%	-2175.03%
<b>Sub-Total</b>			<b>\$ 2,402.19</b>			<b>\$ 2,428.40</b>	<b>\$ 26.21</b>	<b>1.09%</b>	<b>6.42%</b>
Other Charges (kWh)	416240	\$ 0.0132	\$ 5,494.37	416240	\$ 0.0132	\$ 5,494.37	\$ -	0.00%	14.53%
Other Charges (kW)	1,041	\$ 1.9259	\$ 2,004.09	1,041	\$ 1.9259	\$ 2,004.09	\$ -	0.00%	5.30%
Cost of Power Commodity (kWh)	750	\$ 0.0580	\$ 43.50	750	\$ 0.0580	\$ 43.50	\$ -	0.00%	0.12%
Cost of Power Commodity (kW)	415,490	\$ 0.0670	\$ 27,837.83	415,490	\$ 0.0670	\$ 27,837.83	\$ -	0.00%	73.63%
<b>Total Bill before Taxes</b>			<b>\$ 37,781.98</b>			<b>\$ 37,808.19</b>	<b>\$ 26.21</b>	<b>0.07%</b>	<b>100%</b>
<b>GST (2006 - 7%, 2007 - 6%)</b>			<b>\$ 2,392.86</b>			<b>\$ 2,268.49</b>	<b>-\$ 124.37</b>	<b>-5.20%</b>	
<b>Total Bill after Taxes</b>			<b>\$ 40,174.84</b>			<b>\$ 40,076.68</b>	<b>-\$ 98.16</b>	<b>-0.24%</b>	

**Street Lighting**

**Consumption**      1,000,000 kWh  
3000 kW      **Loss Factor 1.0406**

	2006 BILL			2007 BILL			IMPACT		
	Volume	RATE \$	CHARGE \$	Volume	RATE \$	CHARGE \$	\$	%	% of Total Bill
Monthly Service Charge			\$ 1.09			\$ 1.10	\$ 0.01	0.92%	5.37%
Distribution (kWh)	1,000,000	\$ -	\$ -	1,000,000	\$ -	\$ -	\$ -	0.00%	0.00%
Distribution (kW)	3,000	\$ 2.8467	\$ 8,540.10	3,000	\$ 2.8729	\$ 8,618.70	\$ 78.60	0.92%	42068.94%
Regulatory Assets (kWh)	1,000,000	\$ -	\$ -	1,000,000	\$ -	\$ -	\$ -	0.00%	0.00%
Regulatory Assets (kW)	3,000	-\$ 0.4456	-\$ 1,336.80	3,000	-\$ 0.4456	-\$ 1,336.80	\$ -	0.00%	-6525.09%
<b>Sub-Total</b>			<b>\$ 7,204.39</b>			<b>\$ 7,283.00</b>	<b>\$ 78.61</b>	<b>1.09%</b>	<b>7.53%</b>
Other Charges (kWh)	1040600	\$ 0.0132	\$ 13,735.92	1040600	\$ 0.0132	\$ 13,735.92	\$ -	0.00%	14.20%
Other Charges (kW)	3,122	\$ 1.9259	\$ 6,012.27	3,122	\$ 1.9259	\$ 6,012.27	\$ -	0.00%	6.21%

Cost of Power Commodity (kWh)	750	\$ 0.0580	\$ 43.50	750	\$ 0.0580	\$ 43.50	\$ -	0.00%	0.04%
Cost of Power Commodity (kWh)	1,039,850	\$ 0.0670	\$ 69,669.95	1,039,850	\$ 0.0670	\$ 69,669.95	\$ -	0.00%	72.01%
<b>Total Bill before Taxes</b>			<b>\$ 96,666.03</b>			<b>\$ 96,744.64</b>	<b>\$ 78.61</b>	<b>0.08%</b>	<b>100%</b>
<b>GST (2006 - 7%, 2007 - 6%)</b>			<b>\$ 6,122.18</b>			<b>\$ 5,804.68</b>	<b>-\$ 317.50</b>	<b>-5.19%</b>	
<b>Total Bill after Taxes</b>			<b>\$ 102,788.22</b>			<b>\$ 102,549.32</b>	<b>-\$ 238.89</b>	<b>-0.23%</b>	

### Street Lighting

<b>Consumption</b>	1,500,000 kWh 4000 kW	<b>Loss Factor 1.0406</b>
--------------------	--------------------------	---------------------------

	2006 BILL			2007 BILL			IMPACT		
	Volume	RATE \$	CHARGE \$	Volume	RATE \$	CHARGE \$	\$	%	% of Total Bill
Monthly Service Charge			\$ 1.09			\$ 1.10	\$ 0.01	0.92%	5.37%
Distribution (kWh)	1,500,000	\$ -	\$ -	1,500,000	\$ -	\$ -	\$ -	0.00%	0.00%
Distribution (kW)	4,000	\$ 2.8467	\$ 11,386.80	4,000	\$ 2.8729	\$ 11,491.60	\$ 104.80	0.92%	56091.92%
Regulatory Assets (kWh)	1,500,000	\$ -	\$ -	1,500,000	\$ -	\$ -	\$ -	0.00%	0.00%
Regulatory Assets (kW)	4,000	-\$ 0.4456	-\$ 1,782.40	4,000	-\$ 0.4456	-\$ 1,782.40	\$ -	0.00%	-8700.11%
<b>Sub-Total</b>			<b>\$ 9,605.49</b>			<b>\$ 9,710.30</b>	<b>\$ 104.81</b>	<b>1.09%</b>	<b>6.79%</b>
Other Charges (kWh)	1560900	\$ 0.0132	\$ 20,603.88	1560900	\$ 0.0132	\$ 20,603.88	\$ -	0.00%	14.42%
Other Charges (kW)	4,162	\$ 1.9259	\$ 8,016.37	4,162	\$ 1.9259	\$ 8,016.37	\$ -	0.00%	5.61%
Cost of Power Commodity (kWh)	750	\$ 0.0580	\$ 43.50	750	\$ 0.0580	\$ 43.50	\$ -	0.00%	0.03%
Cost of Power Commodity (kW)	1,560,150	\$ 0.0670	\$ 104,530.05	1,560,150	\$ 0.0670	\$ 104,530.05	\$ -	0.00%	73.15%
<b>Total Bill before Taxes</b>			<b>\$ 142,799.29</b>			<b>\$ 142,904.10</b>	<b>\$ 104.81</b>	<b>0.07%</b>	<b>100%</b>
<b>GST (2006 - 7%, 2007 - 6%)</b>			<b>\$ 9,043.95</b>			<b>\$ 8,574.25</b>	<b>-\$ 469.71</b>	<b>-5.19%</b>	
<b>Total Bill after Taxes</b>			<b>\$ 151,843.24</b>			<b>\$ 151,478.34</b>	<b>-\$ 364.90</b>	<b>-0.24%</b>	

0

<b>Consumption</b>	100,000 kWh 500 kW	<b>Loss Factor 1.0406</b>
--------------------	-----------------------	---------------------------

	2006 BILL			2007 BILL			IMPACT		
	Volume	RATE \$	CHARGE \$	Volume	RATE \$	CHARGE \$	\$	%	% of Total Bill
Monthly Service Charge			#N/A			#N/A	#N/A	0.00%	#N/A
Distribution (kWh)	100,000	\$ -	\$ -	100,000	\$ -	\$ -	\$ -	0.00%	0.00%
Distribution (kW)	500	#N/A	#N/A	500	#N/A	#N/A	#N/A	0.00%	#N/A
Regulatory Assets (kWh)	100,000	\$ -	\$ -	100,000	\$ -	\$ -	\$ -	0.00%	0.00%
Regulatory Assets (kW)	500	#N/A	#N/A	500	#N/A	#N/A	#N/A	0.00%	#N/A
<b>Sub-Total</b>			<b>#N/A</b>			<b>#N/A</b>	<b>#N/A</b>	<b>#N/A</b>	<b>#N/A</b>
Other Charges (kWh)	104060	\$ 0.0132	\$ 1,373.59	104060	\$ 0.0132	\$ 1,373.59	\$ -	0.00%	#N/A
Other Charges (kW)	520	#N/A	#N/A	520	#N/A	#N/A	#N/A	0.00%	#N/A
Cost of Power Commodity (kWh)	750	\$ 0.0580	\$ 43.50	750	\$ 0.0580	\$ 43.50	\$ -	0.00%	#N/A
Cost of Power Commodity (kW)	103,310	\$ 0.0670	\$ 6,921.77	103,310	\$ 0.0670	\$ 6,921.77	\$ -	0.00%	#N/A
<b>Total Bill before Taxes</b>			<b>#N/A</b>			<b>#N/A</b>	<b>#N/A</b>	<b>0.00%</b>	<b>#N/A</b>
<b>GST (2006 - 7%, 2007 - 6%)</b>			<b>#N/A</b>			<b>#N/A</b>	<b>#N/A</b>	<b>0.00%</b>	
<b>Total Bill after Taxes</b>			<b>#N/A</b>			<b>#N/A</b>	<b>#N/A</b>	<b>0.00%</b>	

0

<b>Consumption</b>	400,000 kWh 1000 kW	<b>Loss Factor 1.0406</b>
--------------------	------------------------	---------------------------

	2006 BILL			2007 BILL			IMPACT		
	Volume	RATE \$	CHARGE \$	Volume	RATE \$	CHARGE \$	\$	%	% of Total Bill

Monthly Service Charge			#N/A			#N/A	#N/A	0.00%	#N/A
Distribution (kWh)	400,000	\$ -	\$ -	400,000	\$ -	\$ -	\$ -	0.00%	0.00%
Distribution (kW)	1,000	#N/A	#N/A	1,000	#N/A	#N/A	#N/A	0.00%	#N/A
Regulatory Assets (kWh)	400,000	\$ -	\$ -	400,000	\$ -	\$ -	\$ -	0.00%	0.00%
Regulatory Assets (kW)	1,000	#N/A	#N/A	1,000	#N/A	#N/A	#N/A	0.00%	#N/A
<b>Sub-Total</b>			#N/A			#N/A	#N/A	#N/A	#N/A
Other Charges (kWh)	416240	\$ 0.0132	\$ 5,494.37	416240	\$ 0.0132	\$ 5,494.37	\$ -	0.00%	#N/A
Other Charges (kW)	1,041	#N/A	#N/A	1,041	#N/A	#N/A	#N/A	0.00%	#N/A
Cost of Power Commodity (kWh)	750	\$ 0.0580	\$ 43.50	750	\$ 0.0580	\$ 43.50	\$ -	0.00%	#N/A
Cost of Power Commodity (kW)	415,490	\$ 0.0670	\$ 27,837.83	415,490	\$ 0.0670	\$ 27,837.83	\$ -	0.00%	#N/A
<b>Total Bill before Taxes</b>			#N/A			#N/A	#N/A	<b>0.00%</b>	#N/A
<b>GST (2006 - 7%, 2007 - 6%)</b>			#N/A			#N/A	#N/A	<b>0.00%</b>	
<b>Total Bill after Taxes</b>			#N/A			#N/A	#N/A	<b>0.00%</b>	

0

<b>Consumption</b>	1,000,000 kWh 3000 kW	<b>Loss Factor 1.0406</b>
--------------------	--------------------------	---------------------------

	2006 BILL			2007 BILL			IMPACT		
	Volume	RATE \$	CHARGE \$	Volume	RATE \$	CHARGE \$	\$	%	% of Total Bill
Monthly Service Charge			#N/A			#N/A	#N/A	0.00%	#N/A
Distribution (kWh)	1,000,000	\$ -	\$ -	1,000,000	\$ -	\$ -	\$ -	0.00%	0.00%
Distribution (kW)	3,000	#N/A	#N/A	3,000	#N/A	#N/A	#N/A	0.00%	#N/A
Regulatory Assets (kWh)	1,000,000	\$ -	\$ -	1,000,000	\$ -	\$ -	\$ -	0.00%	0.00%
Regulatory Assets (kW)	3,000	#N/A	#N/A	3,000	#N/A	#N/A	#N/A	0.00%	#N/A
<b>Sub-Total</b>			#N/A			#N/A	#N/A	#N/A	#N/A
Other Charges (kWh)	1040600	\$ 0.0132	\$ 13,735.92	1040600	\$ 0.0132	\$ 13,735.92	\$ -	0.00%	#N/A
Other Charges (kW)	3,122	#N/A	#N/A	3,122	#N/A	#N/A	#N/A	0.00%	#N/A
Cost of Power Commodity (kWh)	750	\$ 0.0580	\$ 43.50	750	\$ 0.0580	\$ 43.50	\$ -	0.00%	#N/A
Cost of Power Commodity (kW)	1,039,850	\$ 0.0670	\$ 69,669.95	1,039,850	\$ 0.0670	\$ 69,669.95	\$ -	0.00%	#N/A
<b>Total Bill before Taxes</b>			#N/A			#N/A	#N/A	<b>0.00%</b>	#N/A
<b>GST (2006 - 7%, 2007 - 6%)</b>			#N/A			#N/A	#N/A	<b>0.00%</b>	
<b>Total Bill after Taxes</b>			#N/A			#N/A	#N/A	<b>0.00%</b>	

0

<b>Consumption</b>	1,500,000 kWh 4000 kW	<b>Loss Factor 1.0406</b>
--------------------	--------------------------	---------------------------

	2006 BILL			2007 BILL			IMPACT		
	Volume	RATE \$	CHARGE \$	Volume	RATE \$	CHARGE \$	\$	%	% of Total Bill
Monthly Service Charge			#N/A			#N/A	#N/A	0.00%	#N/A
Distribution (kWh)	1,500,000	\$ -	\$ -	1,500,000	\$ -	\$ -	\$ -	0.00%	0.00%
Distribution (kW)	4,000	#N/A	#N/A	4,000	#N/A	#N/A	#N/A	0.00%	#N/A
Regulatory Assets (kWh)	1,500,000	\$ -	\$ -	1,500,000	\$ -	\$ -	\$ -	0.00%	0.00%
Regulatory Assets (kW)	4,000	#N/A	#N/A	4,000	#N/A	#N/A	#N/A	0.00%	#N/A
<b>Sub-Total</b>			#N/A			#N/A	#N/A	#N/A	#N/A
Other Charges (kWh)	1560900	\$ 0.0132	\$ 20,603.88	1560900	\$ 0.0132	\$ 20,603.88	\$ -	0.00%	#N/A
Other Charges (kW)	4,162	#N/A	#N/A	4,162	#N/A	#N/A	#N/A	0.00%	#N/A
Cost of Power Commodity (kWh)	750	\$ 0.0580	\$ 43.50	750	\$ 0.0580	\$ 43.50	\$ -	0.00%	#N/A
Cost of Power Commodity (kW)	1,560,150	\$ 0.0670	\$ 104,530.05	1,560,150	\$ 0.0670	\$ 104,530.05	\$ -	0.00%	#N/A
<b>Total Bill before Taxes</b>			#N/A			#N/A	#N/A	<b>0.00%</b>	#N/A
<b>GST (2006 - 7%, 2007 - 6%)</b>			#N/A			#N/A	#N/A	<b>0.00%</b>	
<b>Total Bill after Taxes</b>			#N/A			#N/A	#N/A	<b>0.00%</b>	



0

<b>Consumption</b>	750 kWh 0 kW	<b>Loss Factor 1.0406</b>
--------------------	-----------------	---------------------------

	2006 BILL			2007 BILL			IMPACT		
	Volume	RATE \$	CHARGE \$	Volume	RATE \$	CHARGE \$	\$	%	% of Total Bill
Monthly Service Charge			#N/A			#N/A	#N/A	0.00%	#N/A
Distribution (kWh)	750	#N/A	#N/A	750	#N/A	#N/A	#N/A	0.00%	#N/A
Distribution (kW)	0	\$ -	\$ -	0	\$ -	\$ -	\$ -	0.00%	0.00%
Regulatory Assets (kWh)	750	#N/A	#N/A	750	#N/A	#N/A	#N/A	0.00%	#N/A
Regulatory Assets (kW)	0	\$ -	\$ -	0	\$ -	\$ -	\$ -	0.00%	0.00%
<b>Sub-Total</b>			#N/A			#N/A	#N/A	#N/A	#N/A
Other Charges (kWh)	780	#N/A	#N/A	780	#N/A	#N/A	#N/A	0.00%	#N/A
Other Charges (kW)	0	\$ -	\$ -	0	\$ -	\$ -	\$ -	0.00%	#N/A
Cost of Power Commodity (kWh)	750	\$ 0.0580	\$ 43.50	750	\$ 0.0580	\$ 43.50	\$ -	0.00%	#N/A
Cost of Power Commodity (kW)	30	\$ 0.0670	\$ 2.04	30	\$ 0.0670	\$ 2.04	\$ -	0.00%	#N/A
<b>Total Bill before Taxes</b>			#N/A			#N/A	#N/A	<b>0.00%</b>	#N/A
<b>GST (2006 - 7%, 2007 - 6%)</b>			#N/A			#N/A	#N/A	<b>0.00%</b>	
<b>Total Bill after Taxes</b>			#N/A			#N/A	#N/A	<b>0.00%</b>	

0

<b>Consumption</b>	1,000 kWh 0 kW	<b>Loss Factor 1.0406</b>
--------------------	-------------------	---------------------------

	2006 BILL			2007 BILL			IMPACT		
	Volume	RATE \$	CHARGE \$	Volume	RATE \$	CHARGE \$	\$	%	% of Total Bill
Monthly Service Charge			#N/A			#N/A	#N/A	0.00%	#N/A
Distribution (kWh)	1,000	#N/A	#N/A	1,000	#N/A	#N/A	#N/A	0.00%	#N/A
Distribution (kW)	0	\$ -	\$ -	0	\$ -	\$ -	\$ -	0.00%	0.00%
Regulatory Assets (kWh)	1,000	#N/A	#N/A	1,000	#N/A	#N/A	#N/A	0.00%	#N/A
Regulatory Assets (kW)	0	\$ -	\$ -	0	\$ -	\$ -	\$ -	0.00%	0.00%
<b>Sub-Total</b>			#N/A			#N/A	#N/A	#N/A	#N/A
Other Charges (kWh)	1041	#N/A	#N/A	1041	#N/A	#N/A	#N/A	0.00%	#N/A
Other Charges (kW)	0	\$ -	\$ -	0	\$ -	\$ -	\$ -	0.00%	#N/A
Cost of Power Commodity (kWh)	750	\$ 0.0580	\$ 43.50	750	\$ 0.0580	\$ 43.50	\$ -	0.00%	#N/A
Cost of Power Commodity (kW)	291	\$ 0.0670	\$ 19.47	291	\$ 0.0670	\$ 19.47	\$ -	0.00%	#N/A
<b>Total Bill before Taxes</b>			#N/A			#N/A	#N/A	<b>0.00%</b>	#N/A
<b>GST (2006 - 7%, 2007 - 6%)</b>			#N/A			#N/A	#N/A	<b>0.00%</b>	
<b>Total Bill after Taxes</b>			#N/A			#N/A	#N/A	<b>0.00%</b>	

0

<b>Consumption</b>	1,500 kWh 0 kW	<b>Loss Factor 1.0406</b>
--------------------	-------------------	---------------------------

	2006 BILL			2007 BILL			IMPACT		
	Volume	RATE \$	CHARGE \$	Volume	RATE \$	CHARGE \$	\$	%	% of Total Bill
Monthly Service Charge			#N/A			#N/A	#N/A	0.00%	#N/A
Distribution (kWh)	1,500	#N/A	#N/A	1,500	#N/A	#N/A	#N/A	0.00%	#N/A
Distribution (kW)	0	\$ -	\$ -	0	\$ -	\$ -	\$ -	0.00%	0.00%
Regulatory Assets (kWh)	1,500	#N/A	#N/A	1,500	#N/A	#N/A	#N/A	0.00%	#N/A
Regulatory Assets (kW)	0	\$ -	\$ -	0	\$ -	\$ -	\$ -	0.00%	0.00%
<b>Sub-Total</b>			#N/A			#N/A	#N/A	#N/A	#N/A
Other Charges (kWh)	1561	#N/A	#N/A	1561	#N/A	#N/A	#N/A	0.00%	#N/A
Other Charges (kW)	0	\$ -	\$ -	0	\$ -	\$ -	\$ -	0.00%	#N/A

Cost of Power Commodity (kWh)	750	\$ 0.0580	\$ 43.50	750	\$ 0.0580	\$ 43.50	\$ -	0.00%	#N/A
Cost of Power Commodity (kWh)	811	\$ 0.0670	\$ 54.33	811	\$ 0.0670	\$ 54.33	\$ -	0.00%	#N/A
<b>Total Bill before Taxes</b>			#N/A			#N/A	#N/A	0.00%	#N/A
<b>GST (2006 - 7%, 2007 - 6%)</b>			#N/A			#N/A	#N/A	0.00%	
<b>Total Bill after Taxes</b>			#N/A			#N/A	#N/A	0.00%	

0

<b>Consumption</b>	2,000 kWh 0 kW	<b>Loss Factor 1.0406</b>
--------------------	-------------------	---------------------------

	2006 BILL			2007 BILL			IMPACT		
	Volume	RATE \$	CHARGE \$	Volume	RATE \$	CHARGE \$	\$	%	% of Total Bill
Monthly Service Charge			#N/A			#N/A	#N/A	0.00%	#N/A
Distribution (kWh)	2,000	#N/A	#N/A	2,000	#N/A	#N/A	#N/A	0.00%	#N/A
Distribution (kW)	0	\$ -	\$ -	0	\$ -	\$ -	\$ -	0.00%	0.00%
Regulatory Assets (kWh)	2,000	#N/A	#N/A	2,000	#N/A	#N/A	#N/A	0.00%	#N/A
Regulatory Assets (kW)	0	\$ -	\$ -	0	\$ -	\$ -	\$ -	0.00%	0.00%
<b>Sub-Total</b>			#N/A			#N/A	#N/A	#N/A	#N/A
Other Charges (kWh)	2081	#N/A	#N/A	2081	#N/A	#N/A	#N/A	0.00%	#N/A
Other Charges (kW)	0	\$ -	\$ -	0	\$ -	\$ -	\$ -	0.00%	#N/A
Cost of Power Commodity (kWh)	750	\$ 0.0580	\$ 43.50	750	\$ 0.0580	\$ 43.50	\$ -	0.00%	#N/A
Cost of Power Commodity (kWh)	1,331	\$ 0.0670	\$ 89.19	1,331	\$ 0.0670	\$ 89.19	\$ -	0.00%	#N/A
<b>Total Bill before Taxes</b>			#N/A			#N/A	#N/A	0.00%	#N/A
<b>GST (2006 - 7%, 2007 - 6%)</b>			#N/A			#N/A	#N/A	0.00%	
<b>Total Bill after Taxes</b>			#N/A			#N/A	#N/A	0.00%	

0

<b>Consumption</b>	750 kWh 0 kW	<b>Loss Factor 1.0406</b>
--------------------	-----------------	---------------------------

	2006 BILL			2007 BILL			IMPACT		
	Volume	RATE \$	CHARGE \$	Volume	RATE \$	CHARGE \$	\$	%	% of Total Bill
Monthly Service Charge			#N/A			#N/A	#N/A	0.00%	#N/A
Distribution (kWh)	750	#N/A	#N/A	750	#N/A	#N/A	#N/A	0.00%	#N/A
Distribution (kW)	0	\$ -	\$ -	0	\$ -	\$ -	\$ -	0.00%	0.00%
Regulatory Assets (kWh)	750	#N/A	#N/A	750	#N/A	#N/A	#N/A	0.00%	#N/A
Regulatory Assets (kW)	0	\$ -	\$ -	0	\$ -	\$ -	\$ -	0.00%	0.00%
<b>Sub-Total</b>			#N/A			#N/A	#N/A	#N/A	#N/A
Other Charges (kWh)	780	#N/A	#N/A	780	#N/A	#N/A	#N/A	0.00%	#N/A
Other Charges (kW)	0	\$ -	\$ -	0	\$ -	\$ -	\$ -	0.00%	#N/A
Cost of Power Commodity (kWh)	750	\$ 0.0580	\$ 43.50	750	\$ 0.0580	\$ 43.50	\$ -	0.00%	#N/A
Cost of Power Commodity (kWh)	30	\$ 0.0670	\$ 2.04	30	\$ 0.0670	\$ 2.04	\$ -	0.00%	#N/A
<b>Total Bill before Taxes</b>			#N/A			#N/A	#N/A	0.00%	#N/A
<b>GST (2006 - 7%, 2007 - 6%)</b>			#N/A			#N/A	#N/A	0.00%	
<b>Total Bill after Taxes</b>			#N/A			#N/A	#N/A	0.00%	

0

<b>Consumption</b>	1,000 kWh 0 kW	<b>Loss Factor 1.0406</b>
--------------------	-------------------	---------------------------

	2006 BILL			2007 BILL			IMPACT		
	Volume	RATE \$	CHARGE \$	Volume	RATE \$	CHARGE \$	\$	%	% of Total Bill

Monthly Service Charge			#N/A			#N/A	#N/A	0.00%	#N/A
Distribution (kWh)	1,000	#N/A	#N/A	1,000	#N/A	#N/A	#N/A	0.00%	#N/A
Distribution (kW)	0	\$ -	\$ -	0	\$ -	\$ -	\$ -	0.00%	0.00%
Regulatory Assets (kWh)	1,000	#N/A	#N/A	1,000	#N/A	#N/A	#N/A	0.00%	#N/A
Regulatory Assets (kW)	0	\$ -	\$ -	0	\$ -	\$ -	\$ -	0.00%	0.00%
<b>Sub-Total</b>			<b>#N/A</b>			<b>#N/A</b>	<b>#N/A</b>	<b>#N/A</b>	<b>#N/A</b>
Other Charges (kWh)	1041	#N/A	#N/A	1041	#N/A	#N/A	#N/A	0.00%	#N/A
Other Charges (kW)	0	\$ -	\$ -	0	\$ -	\$ -	\$ -	0.00%	#N/A
Cost of Power Commodity (kWh)	750	\$ 0.0580	\$ 43.50	750	\$ 0.0580	\$ 43.50	\$ -	0.00%	#N/A
Cost of Power Commodity (kW)	291	\$ 0.0670	\$ 19.47	291	\$ 0.0670	\$ 19.47	\$ -	0.00%	#N/A
<b>Total Bill before Taxes</b>			<b>#N/A</b>			<b>#N/A</b>	<b>#N/A</b>	<b>0.00%</b>	<b>#N/A</b>
<b>GST (2006 - 7%, 2007 - 6%)</b>			<b>#N/A</b>			<b>#N/A</b>	<b>#N/A</b>	<b>0.00%</b>	
<b>Total Bill after Taxes</b>			<b>#N/A</b>			<b>#N/A</b>	<b>#N/A</b>	<b>0.00%</b>	

0

<b>Consumption</b>	1,500 kWh 0 kW	<b>Loss Factor 1.0406</b>
--------------------	-------------------	---------------------------

	2006 BILL			2007 BILL			IMPACT		
	Volume	RATE \$	CHARGE \$	Volume	RATE \$	CHARGE \$	\$	%	% of Total Bill
Monthly Service Charge			#N/A			#N/A	#N/A	0.00%	#N/A
Distribution (kWh)	1,500	#N/A	#N/A	1,500	#N/A	#N/A	#N/A	0.00%	#N/A
Distribution (kW)	0	\$ -	\$ -	0	\$ -	\$ -	\$ -	0.00%	0.00%
Regulatory Assets (kWh)	1,500	#N/A	#N/A	1,500	#N/A	#N/A	#N/A	0.00%	#N/A
Regulatory Assets (kW)	0	\$ -	\$ -	0	\$ -	\$ -	\$ -	0.00%	0.00%
<b>Sub-Total</b>			<b>#N/A</b>			<b>#N/A</b>	<b>#N/A</b>	<b>#N/A</b>	<b>#N/A</b>
Other Charges (kWh)	1561	#N/A	#N/A	1561	#N/A	#N/A	#N/A	0.00%	#N/A
Other Charges (kW)	0	\$ -	\$ -	0	\$ -	\$ -	\$ -	0.00%	#N/A
Cost of Power Commodity (kWh)	750	\$ 0.0580	\$ 43.50	750	\$ 0.0580	\$ 43.50	\$ -	0.00%	#N/A
Cost of Power Commodity (kW)	811	\$ 0.0670	\$ 54.33	811	\$ 0.0670	\$ 54.33	\$ -	0.00%	#N/A
<b>Total Bill before Taxes</b>			<b>#N/A</b>			<b>#N/A</b>	<b>#N/A</b>	<b>0.00%</b>	<b>#N/A</b>
<b>GST (2006 - 7%, 2007 - 6%)</b>			<b>#N/A</b>			<b>#N/A</b>	<b>#N/A</b>	<b>0.00%</b>	
<b>Total Bill after Taxes</b>			<b>#N/A</b>			<b>#N/A</b>	<b>#N/A</b>	<b>0.00%</b>	

0

<b>Consumption</b>	2,000 kWh 0 kW	<b>Loss Factor 1.0406</b>
--------------------	-------------------	---------------------------

	2006 BILL			2007 BILL			IMPACT		
	Volume	RATE \$	CHARGE \$	Volume	RATE \$	CHARGE \$	\$	%	% of Total Bill
Monthly Service Charge			#N/A			#N/A	#N/A	0.00%	#N/A
Distribution (kWh)	2,000	#N/A	#N/A	2,000	#N/A	#N/A	#N/A	0.00%	#N/A
Distribution (kW)	0	\$ -	\$ -	0	\$ -	\$ -	\$ -	0.00%	0.00%
Regulatory Assets (kWh)	2,000	#N/A	#N/A	2,000	#N/A	#N/A	#N/A	0.00%	#N/A
Regulatory Assets (kW)	0	\$ -	\$ -	0	\$ -	\$ -	\$ -	0.00%	0.00%
<b>Sub-Total</b>			<b>#N/A</b>			<b>#N/A</b>	<b>#N/A</b>	<b>#N/A</b>	<b>#N/A</b>
Other Charges (kWh)	2081	#N/A	#N/A	2081	#N/A	#N/A	#N/A	0.00%	#N/A
Other Charges (kW)	0	\$ -	\$ -	0	\$ -	\$ -	\$ -	0.00%	#N/A
Cost of Power Commodity (kWh)	750	\$ 0.0580	\$ 43.50	750	\$ 0.0580	\$ 43.50	\$ -	0.00%	#N/A
Cost of Power Commodity (kW)	1,331	\$ 0.0670	\$ 89.19	1,331	\$ 0.0670	\$ 89.19	\$ -	0.00%	#N/A
<b>Total Bill before Taxes</b>			<b>#N/A</b>			<b>#N/A</b>	<b>#N/A</b>	<b>0.00%</b>	<b>#N/A</b>
<b>GST (2006 - 7%, 2007 - 6%)</b>			<b>#N/A</b>			<b>#N/A</b>	<b>#N/A</b>	<b>0.00%</b>	
<b>Total Bill after Taxes</b>			<b>#N/A</b>			<b>#N/A</b>	<b>#N/A</b>	<b>0.00%</b>	

0

<b>Consumption</b>	750 kWh 0 kW	<b>Loss Factor 1.0406</b>
--------------------	-----------------	---------------------------

	2006 BILL			2007 BILL			IMPACT		
	Volume	RATE \$	CHARGE \$	Volume	RATE \$	CHARGE \$	\$	%	% of Total Bill
Monthly Service Charge			#N/A			#N/A	#N/A	0.00%	#N/A
Distribution (kWh)	750	#N/A	#N/A	750	#N/A	#N/A	#N/A	0.00%	#N/A
Distribution (kW)	0	\$ -	\$ -	0	\$ -	\$ -	\$ -	0.00%	0.00%
Regulatory Assets (kWh)	750	#N/A	#N/A	750	#N/A	#N/A	#N/A	0.00%	#N/A
Regulatory Assets (kW)	0	\$ -	\$ -	0	\$ -	\$ -	\$ -	0.00%	0.00%
<b>Sub-Total</b>			<b>#N/A</b>			<b>#N/A</b>	<b>#N/A</b>	<b>#N/A</b>	<b>#N/A</b>
Other Charges (kWh)	780	#N/A	#N/A	780	#N/A	#N/A	#N/A	0.00%	#N/A
Other Charges (kW)	0	\$ -	\$ -	0	\$ -	\$ -	\$ -	0.00%	#N/A
Cost of Power Commodity (kWh)	750	\$ 0.0580	\$ 43.50	750	\$ 0.0580	\$ 43.50	\$ -	0.00%	#N/A
Cost of Power Commodity (kW)	30	\$ 0.0670	\$ 2.04	30	\$ 0.0670	\$ 2.04	\$ -	0.00%	#N/A
<b>Total Bill before Taxes</b>			<b>#N/A</b>			<b>#N/A</b>	<b>#N/A</b>	<b>0.00%</b>	<b>#N/A</b>
<b>GST (2006 - 7%, 2007 - 6%)</b>			<b>#N/A</b>			<b>#N/A</b>	<b>#N/A</b>	<b>0.00%</b>	
<b>Total Bill after Taxes</b>			<b>#N/A</b>			<b>#N/A</b>	<b>#N/A</b>	<b>0.00%</b>	

0

<b>Consumption</b>	1,000 kWh 0 kW	<b>Loss Factor 1.0406</b>
--------------------	-------------------	---------------------------

	2006 BILL			2007 BILL			IMPACT		
	Volume	RATE \$	CHARGE \$	Volume	RATE \$	CHARGE \$	\$	%	% of Total Bill
Monthly Service Charge			#N/A			#N/A	#N/A	0.00%	#N/A
Distribution (kWh)	1,000	#N/A	#N/A	1,000	#N/A	#N/A	#N/A	0.00%	#N/A
Distribution (kW)	0	\$ -	\$ -	0	\$ -	\$ -	\$ -	0.00%	0.00%
Regulatory Assets (kWh)	1,000	#N/A	#N/A	1,000	#N/A	#N/A	#N/A	0.00%	#N/A
Regulatory Assets (kW)	0	\$ -	\$ -	0	\$ -	\$ -	\$ -	0.00%	0.00%
<b>Sub-Total</b>			<b>#N/A</b>			<b>#N/A</b>	<b>#N/A</b>	<b>#N/A</b>	<b>#N/A</b>
Other Charges (kWh)	1041	#N/A	#N/A	1041	#N/A	#N/A	#N/A	0.00%	#N/A
Other Charges (kW)	0	\$ -	\$ -	0	\$ -	\$ -	\$ -	0.00%	#N/A
Cost of Power Commodity (kWh)	750	\$ 0.0580	\$ 43.50	750	\$ 0.0580	\$ 43.50	\$ -	0.00%	#N/A
Cost of Power Commodity (kW)	291	\$ 0.0670	\$ 19.47	291	\$ 0.0670	\$ 19.47	\$ -	0.00%	#N/A
<b>Total Bill before Taxes</b>			<b>#N/A</b>			<b>#N/A</b>	<b>#N/A</b>	<b>0.00%</b>	<b>#N/A</b>
<b>GST (2006 - 7%, 2007 - 6%)</b>			<b>#N/A</b>			<b>#N/A</b>	<b>#N/A</b>	<b>0.00%</b>	
<b>Total Bill after Taxes</b>			<b>#N/A</b>			<b>#N/A</b>	<b>#N/A</b>	<b>0.00%</b>	

0

<b>Consumption</b>	1,500 kWh 0 kW	<b>Loss Factor 1.0406</b>
--------------------	-------------------	---------------------------

	2006 BILL			2007 BILL			IMPACT		
	Volume	RATE \$	CHARGE \$	Volume	RATE \$	CHARGE \$	\$	%	% of Total Bill
Monthly Service Charge			#N/A			#N/A	#N/A	0.00%	#N/A
Distribution (kWh)	1,500	#N/A	#N/A	1,500	#N/A	#N/A	#N/A	0.00%	#N/A
Distribution (kW)	0	\$ -	\$ -	0	\$ -	\$ -	\$ -	0.00%	0.00%
Regulatory Assets (kWh)	1,500	#N/A	#N/A	1,500	#N/A	#N/A	#N/A	0.00%	#N/A
Regulatory Assets (kW)	0	\$ -	\$ -	0	\$ -	\$ -	\$ -	0.00%	0.00%
<b>Sub-Total</b>			<b>#N/A</b>			<b>#N/A</b>	<b>#N/A</b>	<b>#N/A</b>	<b>#N/A</b>
Other Charges (kWh)	1561	#N/A	#N/A	1561	#N/A	#N/A	#N/A	0.00%	#N/A
Other Charges (kW)	0	\$ -	\$ -	0	\$ -	\$ -	\$ -	0.00%	#N/A

Cost of Power Commodity (kWh)	750	\$ 0.0580	\$ 43.50	750	\$ 0.0580	\$ 43.50	\$ -	0.00%	#N/A
Cost of Power Commodity (kWh)	811	\$ 0.0670	\$ 54.33	811	\$ 0.0670	\$ 54.33	\$ -	0.00%	#N/A
<b>Total Bill before Taxes</b>			#N/A			#N/A	#N/A	0.00%	#N/A
<b>GST (2006 - 7%, 2007 - 6%)</b>			#N/A			#N/A	#N/A	0.00%	
<b>Total Bill after Taxes</b>			#N/A			#N/A	#N/A	0.00%	

0

<b>Consumption</b>	2,000 kWh 0 kW	<b>Loss Factor 1.0406</b>
--------------------	-------------------	---------------------------

	2006 BILL			2007 BILL			IMPACT		
	Volume	RATE \$	CHARGE \$	Volume	RATE \$	CHARGE \$	\$	%	% of Total Bill
Monthly Service Charge			#N/A			#N/A	#N/A	0.00%	#N/A
Distribution (kWh)	2,000	#N/A	#N/A	2,000	#N/A	#N/A	#N/A	0.00%	#N/A
Distribution (kW)	0	\$ -	\$ -	0	\$ -	\$ -	\$ -	0.00%	0.00%
Regulatory Assets (kWh)	2,000	#N/A	#N/A	2,000	#N/A	#N/A	#N/A	0.00%	#N/A
Regulatory Assets (kW)	0	\$ -	\$ -	0	\$ -	\$ -	\$ -	0.00%	0.00%
<b>Sub-Total</b>			#N/A			#N/A	#N/A	#N/A	#N/A
Other Charges (kWh)	2081	#N/A	#N/A	2081	#N/A	#N/A	#N/A	0.00%	#N/A
Other Charges (kW)	0	\$ -	\$ -	0	\$ -	\$ -	\$ -	0.00%	#N/A
Cost of Power Commodity (kWh)	750	\$ 0.0580	\$ 43.50	750	\$ 0.0580	\$ 43.50	\$ -	0.00%	#N/A
Cost of Power Commodity (kWh)	1,331	\$ 0.0670	\$ 89.19	1,331	\$ 0.0670	\$ 89.19	\$ -	0.00%	#N/A
<b>Total Bill before Taxes</b>			#N/A			#N/A	#N/A	0.00%	#N/A
<b>GST (2006 - 7%, 2007 - 6%)</b>			#N/A			#N/A	#N/A	0.00%	
<b>Total Bill after Taxes</b>			#N/A			#N/A	#N/A	0.00%	

0

<b>Consumption</b>	750 kWh 0 kW	<b>Loss Factor 1.0406</b>
--------------------	-----------------	---------------------------

	2006 BILL			2007 BILL			IMPACT		
	Volume	RATE \$	CHARGE \$	Volume	RATE \$	CHARGE \$	\$	%	% of Total Bill
Monthly Service Charge			#N/A			#N/A	#N/A	0.00%	#N/A
Distribution (kWh)	750	#N/A	#N/A	750	#N/A	#N/A	#N/A	0.00%	#N/A
Distribution (kW)	0	\$ -	\$ -	0	\$ -	\$ -	\$ -	0.00%	0.00%
Regulatory Assets (kWh)	750	#N/A	#N/A	750	#N/A	#N/A	#N/A	0.00%	#N/A
Regulatory Assets (kW)	0	\$ -	\$ -	0	\$ -	\$ -	\$ -	0.00%	0.00%
<b>Sub-Total</b>			#N/A			#N/A	#N/A	#N/A	#N/A
Other Charges (kWh)	780	#N/A	#N/A	780	#N/A	#N/A	#N/A	0.00%	#N/A
Other Charges (kW)	0	\$ -	\$ -	0	\$ -	\$ -	\$ -	0.00%	#N/A
Cost of Power Commodity (kWh)	750	\$ 0.0580	\$ 43.50	750	\$ 0.0580	\$ 43.50	\$ -	0.00%	#N/A
Cost of Power Commodity (kWh)	30	\$ 0.0670	\$ 2.04	30	\$ 0.0670	\$ 2.04	\$ -	0.00%	#N/A
<b>Total Bill before Taxes</b>			#N/A			#N/A	#N/A	0.00%	#N/A
<b>GST (2006 - 7%, 2007 - 6%)</b>			#N/A			#N/A	#N/A	0.00%	
<b>Total Bill after Taxes</b>			#N/A			#N/A	#N/A	0.00%	

0

<b>Consumption</b>	1,000 kWh 0 kW	<b>Loss Factor 1.0406</b>
--------------------	-------------------	---------------------------

	2006 BILL			2007 BILL			IMPACT		
	Volume	RATE \$	CHARGE \$	Volume	RATE \$	CHARGE \$	\$	%	% of Total Bill

Monthly Service Charge			#N/A			#N/A	#N/A	0.00%	#N/A
Distribution (kWh)	1,000	#N/A	#N/A	1,000	#N/A	#N/A	#N/A	0.00%	#N/A
Distribution (kW)	0	\$ -	\$ -	0	\$ -	\$ -	\$ -	0.00%	0.00%
Regulatory Assets (kWh)	1,000	#N/A	#N/A	1,000	#N/A	#N/A	#N/A	0.00%	#N/A
Regulatory Assets (kW)	0	\$ -	\$ -	0	\$ -	\$ -	\$ -	0.00%	0.00%
<b>Sub-Total</b>			<b>#N/A</b>			<b>#N/A</b>	<b>#N/A</b>	<b>#N/A</b>	<b>#N/A</b>
Other Charges (kWh)	1041	#N/A	#N/A	1041	#N/A	#N/A	#N/A	0.00%	#N/A
Other Charges (kW)	0	\$ -	\$ -	0	\$ -	\$ -	\$ -	0.00%	#N/A
Cost of Power Commodity (kWh)	750	\$ 0.0580	\$ 43.50	750	\$ 0.0580	\$ 43.50	\$ -	0.00%	#N/A
Cost of Power Commodity (kW)	291	\$ 0.0670	\$ 19.47	291	\$ 0.0670	\$ 19.47	\$ -	0.00%	#N/A
<b>Total Bill before Taxes</b>			<b>#N/A</b>			<b>#N/A</b>	<b>#N/A</b>	<b>0.00%</b>	<b>#N/A</b>
<b>GST (2006 - 7%, 2007 - 6%)</b>			<b>#N/A</b>			<b>#N/A</b>	<b>#N/A</b>	<b>0.00%</b>	
<b>Total Bill after Taxes</b>			<b>#N/A</b>			<b>#N/A</b>	<b>#N/A</b>	<b>0.00%</b>	

0

<b>Consumption</b>	1,500 kWh 0 kW	<b>Loss Factor 1.0406</b>
--------------------	-------------------	---------------------------

	2006 BILL			2007 BILL			IMPACT		
	Volume	RATE \$	CHARGE \$	Volume	RATE \$	CHARGE \$	\$	%	% of Total Bill
Monthly Service Charge			#N/A			#N/A	#N/A	0.00%	#N/A
Distribution (kWh)	1,500	#N/A	#N/A	1,500	#N/A	#N/A	#N/A	0.00%	#N/A
Distribution (kW)	0	\$ -	\$ -	0	\$ -	\$ -	\$ -	0.00%	0.00%
Regulatory Assets (kWh)	1,500	#N/A	#N/A	1,500	#N/A	#N/A	#N/A	0.00%	#N/A
Regulatory Assets (kW)	0	\$ -	\$ -	0	\$ -	\$ -	\$ -	0.00%	0.00%
<b>Sub-Total</b>			<b>#N/A</b>			<b>#N/A</b>	<b>#N/A</b>	<b>#N/A</b>	<b>#N/A</b>
Other Charges (kWh)	1561	#N/A	#N/A	1561	#N/A	#N/A	#N/A	0.00%	#N/A
Other Charges (kW)	0	\$ -	\$ -	0	\$ -	\$ -	\$ -	0.00%	#N/A
Cost of Power Commodity (kWh)	750	\$ 0.0580	\$ 43.50	750	\$ 0.0580	\$ 43.50	\$ -	0.00%	#N/A
Cost of Power Commodity (kW)	811	\$ 0.0670	\$ 54.33	811	\$ 0.0670	\$ 54.33	\$ -	0.00%	#N/A
<b>Total Bill before Taxes</b>			<b>#N/A</b>			<b>#N/A</b>	<b>#N/A</b>	<b>0.00%</b>	<b>#N/A</b>
<b>GST (2006 - 7%, 2007 - 6%)</b>			<b>#N/A</b>			<b>#N/A</b>	<b>#N/A</b>	<b>0.00%</b>	
<b>Total Bill after Taxes</b>			<b>#N/A</b>			<b>#N/A</b>	<b>#N/A</b>	<b>0.00%</b>	

0

<b>Consumption</b>	2,000 kWh 0 kW	<b>Loss Factor 1.0406</b>
--------------------	-------------------	---------------------------

	2006 BILL			2007 BILL			IMPACT		
	Volume	RATE \$	CHARGE \$	Volume	RATE \$	CHARGE \$	\$	%	% of Total Bill
Monthly Service Charge			#N/A			#N/A	#N/A	0.00%	#N/A
Distribution (kWh)	2,000	#N/A	#N/A	2,000	#N/A	#N/A	#N/A	0.00%	#N/A
Distribution (kW)	0	\$ -	\$ -	0	\$ -	\$ -	\$ -	0.00%	0.00%
Regulatory Assets (kWh)	2,000	#N/A	#N/A	2,000	#N/A	#N/A	#N/A	0.00%	#N/A
Regulatory Assets (kW)	0	\$ -	\$ -	0	\$ -	\$ -	\$ -	0.00%	0.00%
<b>Sub-Total</b>			<b>#N/A</b>			<b>#N/A</b>	<b>#N/A</b>	<b>#N/A</b>	<b>#N/A</b>
Other Charges (kWh)	2081	#N/A	#N/A	2081	#N/A	#N/A	#N/A	0.00%	#N/A
Other Charges (kW)	0	\$ -	\$ -	0	\$ -	\$ -	\$ -	0.00%	#N/A
Cost of Power Commodity (kWh)	750	\$ 0.0580	\$ 43.50	750	\$ 0.0580	\$ 43.50	\$ -	0.00%	#N/A
Cost of Power Commodity (kW)	1,331	\$ 0.0670	\$ 89.19	1,331	\$ 0.0670	\$ 89.19	\$ -	0.00%	#N/A
<b>Total Bill before Taxes</b>			<b>#N/A</b>			<b>#N/A</b>	<b>#N/A</b>	<b>0.00%</b>	<b>#N/A</b>
<b>GST (2006 - 7%, 2007 - 6%)</b>			<b>#N/A</b>			<b>#N/A</b>	<b>#N/A</b>	<b>0.00%</b>	
<b>Total Bill after Taxes</b>			<b>#N/A</b>			<b>#N/A</b>	<b>#N/A</b>	<b>0.00%</b>	

0

<b>Consumption</b>	750 kWh 0 kW	<b>Loss Factor 1.0406</b>
--------------------	-----------------	---------------------------

	2006 BILL			2007 BILL			IMPACT		
	Volume	RATE \$	CHARGE \$	Volume	RATE \$	CHARGE \$	\$	%	% of Total Bill
Monthly Service Charge			#N/A			#N/A	#N/A	0.00%	#N/A
Distribution (kWh)	750	#N/A	#N/A	750	#N/A	#N/A	#N/A	0.00%	#N/A
Distribution (kW)	0	\$ -	\$ -	0	\$ -	\$ -	\$ -	0.00%	0.00%
Regulatory Assets (kWh)	750	#N/A	#N/A	750	#N/A	#N/A	#N/A	0.00%	#N/A
Regulatory Assets (kW)	0	\$ -	\$ -	0	\$ -	\$ -	\$ -	0.00%	0.00%
<b>Sub-Total</b>			<b>#N/A</b>			<b>#N/A</b>	<b>#N/A</b>	<b>#N/A</b>	<b>#N/A</b>
Other Charges (kWh)	780	#N/A	#N/A	780	#N/A	#N/A	#N/A	0.00%	#N/A
Other Charges (kW)	0	\$ -	\$ -	0	\$ -	\$ -	\$ -	0.00%	#N/A
Cost of Power Commodity (kWh)	750	\$ 0.0580	\$ 43.50	750	\$ 0.0580	\$ 43.50	\$ -	0.00%	#N/A
Cost of Power Commodity (kW)	30	\$ 0.0670	\$ 2.04	30	\$ 0.0670	\$ 2.04	\$ -	0.00%	#N/A
<b>Total Bill before Taxes</b>			<b>#N/A</b>			<b>#N/A</b>	<b>#N/A</b>	<b>0.00%</b>	<b>#N/A</b>
<b>GST (2006 - 7%, 2007 - 6%)</b>			<b>#N/A</b>			<b>#N/A</b>	<b>#N/A</b>	<b>0.00%</b>	
<b>Total Bill after Taxes</b>			<b>#N/A</b>			<b>#N/A</b>	<b>#N/A</b>	<b>0.00%</b>	

0

<b>Consumption</b>	1,000 kWh 0 kW	<b>Loss Factor 1.0406</b>
--------------------	-------------------	---------------------------

	2006 BILL			2007 BILL			IMPACT		
	Volume	RATE \$	CHARGE \$	Volume	RATE \$	CHARGE \$	\$	%	% of Total Bill
Monthly Service Charge			#N/A			#N/A	#N/A	0.00%	#N/A
Distribution (kWh)	1,000	#N/A	#N/A	1,000	#N/A	#N/A	#N/A	0.00%	#N/A
Distribution (kW)	0	\$ -	\$ -	0	\$ -	\$ -	\$ -	0.00%	0.00%
Regulatory Assets (kWh)	1,000	#N/A	#N/A	1,000	#N/A	#N/A	#N/A	0.00%	#N/A
Regulatory Assets (kW)	0	\$ -	\$ -	0	\$ -	\$ -	\$ -	0.00%	0.00%
<b>Sub-Total</b>			<b>#N/A</b>			<b>#N/A</b>	<b>#N/A</b>	<b>#N/A</b>	<b>#N/A</b>
Other Charges (kWh)	1041	#N/A	#N/A	1041	#N/A	#N/A	#N/A	0.00%	#N/A
Other Charges (kW)	0	\$ -	\$ -	0	\$ -	\$ -	\$ -	0.00%	#N/A
Cost of Power Commodity (kWh)	750	\$ 0.0580	\$ 43.50	750	\$ 0.0580	\$ 43.50	\$ -	0.00%	#N/A
Cost of Power Commodity (kW)	291	\$ 0.0670	\$ 19.47	291	\$ 0.0670	\$ 19.47	\$ -	0.00%	#N/A
<b>Total Bill before Taxes</b>			<b>#N/A</b>			<b>#N/A</b>	<b>#N/A</b>	<b>0.00%</b>	<b>#N/A</b>
<b>GST (2006 - 7%, 2007 - 6%)</b>			<b>#N/A</b>			<b>#N/A</b>	<b>#N/A</b>	<b>0.00%</b>	
<b>Total Bill after Taxes</b>			<b>#N/A</b>			<b>#N/A</b>	<b>#N/A</b>	<b>0.00%</b>	

0

<b>Consumption</b>	1,500 kWh 0 kW	<b>Loss Factor 1.0406</b>
--------------------	-------------------	---------------------------

	2006 BILL			2007 BILL			IMPACT		
	Volume	RATE \$	CHARGE \$	Volume	RATE \$	CHARGE \$	\$	%	% of Total Bill
Monthly Service Charge			#N/A			#N/A	#N/A	0.00%	#N/A
Distribution (kWh)	1,500	#N/A	#N/A	1,500	#N/A	#N/A	#N/A	0.00%	#N/A
Distribution (kW)	0	\$ -	\$ -	0	\$ -	\$ -	\$ -	0.00%	0.00%
Regulatory Assets (kWh)	1,500	#N/A	#N/A	1,500	#N/A	#N/A	#N/A	0.00%	#N/A
Regulatory Assets (kW)	0	\$ -	\$ -	0	\$ -	\$ -	\$ -	0.00%	0.00%
<b>Sub-Total</b>			<b>#N/A</b>			<b>#N/A</b>	<b>#N/A</b>	<b>#N/A</b>	<b>#N/A</b>
Other Charges (kWh)	1561	#N/A	#N/A	1561	#N/A	#N/A	#N/A	0.00%	#N/A
Other Charges (kW)	0	\$ -	\$ -	0	\$ -	\$ -	\$ -	0.00%	#N/A

Cost of Power Commodity (kWh)	750	\$ 0.0580	\$ 43.50	750	\$ 0.0580	\$ 43.50	\$ -	0.00%	#N/A
Cost of Power Commodity (kWh)	811	\$ 0.0670	\$ 54.33	811	\$ 0.0670	\$ 54.33	\$ -	0.00%	#N/A
<b>Total Bill before Taxes</b>			#N/A			#N/A	#N/A	0.00%	#N/A
<b>GST (2006 - 7%, 2007 - 6%)</b>			#N/A			#N/A	#N/A	0.00%	
<b>Total Bill after Taxes</b>			#N/A			#N/A	#N/A	0.00%	

0

<b>Consumption</b>	2,000 kWh 0 kW	<b>Loss Factor 1.0406</b>
--------------------	-------------------	---------------------------

	2006 BILL			2007 BILL			IMPACT		
	Volume	RATE \$	CHARGE \$	Volume	RATE \$	CHARGE \$	\$	%	% of Total Bill
Monthly Service Charge			#N/A			#N/A	#N/A	0.00%	#N/A
Distribution (kWh)	2,000	#N/A	#N/A	2,000	#N/A	#N/A	#N/A	0.00%	#N/A
Distribution (kW)	0	\$ -	\$ -	0	\$ -	\$ -	\$ -	0.00%	0.00%
Regulatory Assets (kWh)	2,000	#N/A	#N/A	2,000	#N/A	#N/A	#N/A	0.00%	#N/A
Regulatory Assets (kW)	0	\$ -	\$ -	0	\$ -	\$ -	\$ -	0.00%	0.00%
<b>Sub-Total</b>			#N/A			#N/A	#N/A	#N/A	#N/A
Other Charges (kWh)	2081	#N/A	#N/A	2081	#N/A	#N/A	#N/A	0.00%	#N/A
Other Charges (kW)	0	\$ -	\$ -	0	\$ -	\$ -	\$ -	0.00%	#N/A
Cost of Power Commodity (kWh)	750	\$ 0.0580	\$ 43.50	750	\$ 0.0580	\$ 43.50	\$ -	0.00%	#N/A
Cost of Power Commodity (kWh)	1,331	\$ 0.0670	\$ 89.19	1,331	\$ 0.0670	\$ 89.19	\$ -	0.00%	#N/A
<b>Total Bill before Taxes</b>			#N/A			#N/A	#N/A	0.00%	#N/A
<b>GST (2006 - 7%, 2007 - 6%)</b>			#N/A			#N/A	#N/A	0.00%	
<b>Total Bill after Taxes</b>			#N/A			#N/A	#N/A	0.00%	

0

<b>Consumption</b>	750 kWh 0 kW	<b>Loss Factor 1.0406</b>
--------------------	-----------------	---------------------------

	2006 BILL			2007 BILL			IMPACT		
	Volume	RATE \$	CHARGE \$	Volume	RATE \$	CHARGE \$	\$	%	% of Total Bill
Monthly Service Charge			#N/A			#N/A	#N/A	0.00%	#N/A
Distribution (kWh)	750	#N/A	#N/A	750	#N/A	#N/A	#N/A	0.00%	#N/A
Distribution (kW)	0	\$ -	\$ -	0	\$ -	\$ -	\$ -	0.00%	0.00%
Regulatory Assets (kWh)	750	#N/A	#N/A	750	#N/A	#N/A	#N/A	0.00%	#N/A
Regulatory Assets (kW)	0	\$ -	\$ -	0	\$ -	\$ -	\$ -	0.00%	0.00%
<b>Sub-Total</b>			#N/A			#N/A	#N/A	#N/A	#N/A
Other Charges (kWh)	780	#N/A	#N/A	780	#N/A	#N/A	#N/A	0.00%	#N/A
Other Charges (kW)	0	\$ -	\$ -	0	\$ -	\$ -	\$ -	0.00%	#N/A
Cost of Power Commodity (kWh)	750	\$ 0.0580	\$ 43.50	750	\$ 0.0580	\$ 43.50	\$ -	0.00%	#N/A
Cost of Power Commodity (kWh)	30	\$ 0.0670	\$ 2.04	30	\$ 0.0670	\$ 2.04	\$ -	0.00%	#N/A
<b>Total Bill before Taxes</b>			#N/A			#N/A	#N/A	0.00%	#N/A
<b>GST (2006 - 7%, 2007 - 6%)</b>			#N/A			#N/A	#N/A	0.00%	
<b>Total Bill after Taxes</b>			#N/A			#N/A	#N/A	0.00%	

0

<b>Consumption</b>	1,000 kWh 0 kW	<b>Loss Factor 1.0406</b>
--------------------	-------------------	---------------------------

	2006 BILL			2007 BILL			IMPACT		
	Volume	RATE \$	CHARGE \$	Volume	RATE \$	CHARGE \$	\$	%	% of Total Bill



Monthly Service Charge			#N/A			#N/A	#N/A	0.00%	#N/A
Distribution (kWh)	1,000	#N/A	#N/A	1,000	#N/A	#N/A	#N/A	0.00%	#N/A
Distribution (kW)	0	\$ -	\$ -	0	\$ -	\$ -	\$ -	0.00%	0.00%
Regulatory Assets (kWh)	1,000	#N/A	#N/A	1,000	#N/A	#N/A	#N/A	0.00%	#N/A
Regulatory Assets (kW)	0	\$ -	\$ -	0	\$ -	\$ -	\$ -	0.00%	0.00%
<b>Sub-Total</b>			<b>#N/A</b>			<b>#N/A</b>	<b>#N/A</b>	<b>#N/A</b>	<b>#N/A</b>
Other Charges (kWh)	1041	#N/A	#N/A	1041	#N/A	#N/A	#N/A	0.00%	#N/A
Other Charges (kW)	0	\$ -	\$ -	0	\$ -	\$ -	\$ -	0.00%	#N/A
Cost of Power Commodity (kWh)	750	\$ 0.0580	\$ 43.50	750	\$ 0.0580	\$ 43.50	\$ -	0.00%	#N/A
Cost of Power Commodity (kW)	291	\$ 0.0670	\$ 19.47	291	\$ 0.0670	\$ 19.47	\$ -	0.00%	#N/A
<b>Total Bill before Taxes</b>			<b>#N/A</b>			<b>#N/A</b>	<b>#N/A</b>	<b>0.00%</b>	<b>#N/A</b>
<b>GST (2006 - 7%, 2007 - 6%)</b>			<b>#N/A</b>			<b>#N/A</b>	<b>#N/A</b>	<b>0.00%</b>	
<b>Total Bill after Taxes</b>			<b>#N/A</b>			<b>#N/A</b>	<b>#N/A</b>	<b>0.00%</b>	

0

<b>Consumption</b>	1,500 kWh 0 kW	<b>Loss Factor 1.0406</b>
--------------------	-------------------	---------------------------

	2006 BILL			2007 BILL			IMPACT		
	Volume	RATE \$	CHARGE \$	Volume	RATE \$	CHARGE \$	\$	%	% of Total Bill
Monthly Service Charge			#N/A			#N/A	#N/A	0.00%	#N/A
Distribution (kWh)	1,500	#N/A	#N/A	1,500	#N/A	#N/A	#N/A	0.00%	#N/A
Distribution (kW)	0	\$ -	\$ -	0	\$ -	\$ -	\$ -	0.00%	0.00%
Regulatory Assets (kWh)	1,500	#N/A	#N/A	1,500	#N/A	#N/A	#N/A	0.00%	#N/A
Regulatory Assets (kW)	0	\$ -	\$ -	0	\$ -	\$ -	\$ -	0.00%	0.00%
<b>Sub-Total</b>			<b>#N/A</b>			<b>#N/A</b>	<b>#N/A</b>	<b>#N/A</b>	<b>#N/A</b>
Other Charges (kWh)	1561	#N/A	#N/A	1561	#N/A	#N/A	#N/A	0.00%	#N/A
Other Charges (kW)	0	\$ -	\$ -	0	\$ -	\$ -	\$ -	0.00%	#N/A
Cost of Power Commodity (kWh)	750	\$ 0.0580	\$ 43.50	750	\$ 0.0580	\$ 43.50	\$ -	0.00%	#N/A
Cost of Power Commodity (kW)	811	\$ 0.0670	\$ 54.33	811	\$ 0.0670	\$ 54.33	\$ -	0.00%	#N/A
<b>Total Bill before Taxes</b>			<b>#N/A</b>			<b>#N/A</b>	<b>#N/A</b>	<b>0.00%</b>	<b>#N/A</b>
<b>GST (2006 - 7%, 2007 - 6%)</b>			<b>#N/A</b>			<b>#N/A</b>	<b>#N/A</b>	<b>0.00%</b>	
<b>Total Bill after Taxes</b>			<b>#N/A</b>			<b>#N/A</b>	<b>#N/A</b>	<b>0.00%</b>	

0

<b>Consumption</b>	2,000 kWh 0 kW	<b>Loss Factor 1.0406</b>
--------------------	-------------------	---------------------------

	2006 BILL			2007 BILL			IMPACT		
	Volume	RATE \$	CHARGE \$	Volume	RATE \$	CHARGE \$	\$	%	% of Total Bill
Monthly Service Charge			#N/A			#N/A	#N/A	0.00%	#N/A
Distribution (kWh)	2,000	#N/A	#N/A	2,000	#N/A	#N/A	#N/A	0.00%	#N/A
Distribution (kW)	0	\$ -	\$ -	0	\$ -	\$ -	\$ -	0.00%	0.00%
Regulatory Assets (kWh)	2,000	#N/A	#N/A	2,000	#N/A	#N/A	#N/A	0.00%	#N/A
Regulatory Assets (kW)	0	\$ -	\$ -	0	\$ -	\$ -	\$ -	0.00%	0.00%
<b>Sub-Total</b>			<b>#N/A</b>			<b>#N/A</b>	<b>#N/A</b>	<b>#N/A</b>	<b>#N/A</b>
Other Charges (kWh)	2081	#N/A	#N/A	2081	#N/A	#N/A	#N/A	0.00%	#N/A
Other Charges (kW)	0	\$ -	\$ -	0	\$ -	\$ -	\$ -	0.00%	#N/A
Cost of Power Commodity (kWh)	750	\$ 0.0580	\$ 43.50	750	\$ 0.0580	\$ 43.50	\$ -	0.00%	#N/A
Cost of Power Commodity (kW)	1,331	\$ 0.0670	\$ 89.19	1,331	\$ 0.0670	\$ 89.19	\$ -	0.00%	#N/A
<b>Total Bill before Taxes</b>			<b>#N/A</b>			<b>#N/A</b>	<b>#N/A</b>	<b>0.00%</b>	<b>#N/A</b>
<b>GST (2006 - 7%, 2007 - 6%)</b>			<b>#N/A</b>			<b>#N/A</b>	<b>#N/A</b>	<b>0.00%</b>	
<b>Total Bill after Taxes</b>			<b>#N/A</b>			<b>#N/A</b>	<b>#N/A</b>	<b>0.00%</b>	



## 2007 INCENTIVE RATE MECHANISM ADJUSTMENT MODEL

Fort Frances Power Corporation

EB-2007-0529, EB-2005-0366

Monday, January 22, 2007

### Sheet 12 - Bill Impact - Nov 1 to April 30

Regulated Price Plan	2006	2006	2007	2007
<b>Residential</b>	Threshold	\$ / kWh	Threshold	\$ / kWh
less than or equal to	600	\$ 0.058	1000	\$ 0.058
greater than	> 600	\$ 0.067	> 1000	\$ 0.067

Regulated Price Plan	2006	2006	2007	2007
<b>Non-Residential</b>	Threshold	\$ / kWh	Threshold	\$ / kWh
less than or equal to	750	\$ 0.058	750	\$ 0.058
greater than	> 750	\$ 0.067	> 750	\$ 0.067

### Residential

Consumption	100 kWh 0 kW	Loss Factor 1.0406
-------------	-----------------	--------------------

	2006 BILL			2007 BILL			IMPACT		
	Volume	RATE \$	CHARGE \$	Volume	RATE \$	CHARGE \$	\$	%	% of Total Bill
Monthly Service Charge			\$ 11.50			\$ 11.60	\$ 0.10	0.87%	56.62%
Distribution (kWh)	100	\$ 0.0082	\$ 0.82	100	\$ 0.0083	\$ 0.83	\$ 0.0100	1.22%	4.05%
Distribution (kW)	0	\$ -	\$ -	0	\$ -	\$ -	\$ -	0.00%	0.00%
Regulatory Assets (kWh)	100	-\$ 0.0007	-\$ 0.07	100	-\$ 0.0007	-\$ 0.07	\$ -	0.00%	-0.34%
Regulatory Assets (kW)	0	\$ -	\$ -	0	\$ -	\$ -	\$ -	0.00%	0.00%
<b>Sub-Total</b>			<b>\$ 12.25</b>			<b>\$ 12.36</b>	<b>\$ 0.11</b>	<b>0.90%</b>	<b>60.33%</b>
Other Charges (kWh)	104	\$ 0.0201	\$ 2.09	104	\$ 0.0201	\$ 2.09	\$ -	0.00%	10.21%
Other Charges (kW)	0	\$ -	\$ -	0	\$ -	\$ -	\$ -	0.00%	0.00%
Cost of Power Commodity (kWh)	104	\$ 0.0580	\$ 6.04	104	\$ 0.0580	\$ 6.04	\$ -	0.00%	29.46%
Cost of Power Commodity (kW)	0	\$ 0.0670	\$ -	0	\$ 0.0670	\$ -	\$ -	0.00%	0.00%
<b>Total Bill before Taxes</b>			<b>\$ 20.38</b>			<b>\$ 20.49</b>	<b>\$ 0.11</b>	<b>0.54%</b>	<b>100%</b>
<b>GST (2006 - 7%, 2007 - 6%)</b>			<b>\$ 1.29</b>			<b>\$ 1.23</b>	<b>-\$ 0.06</b>	<b>-4.75%</b>	
<b>Total Bill after Taxes</b>			<b>\$ 21.67</b>			<b>\$ 21.72</b>	<b>\$ 0.05</b>	<b>0.22%</b>	

### Residential

Consumption	250 kWh 0 kW	Loss Factor 1.0406
-------------	-----------------	--------------------

	2006 BILL			2007 BILL			IMPACT		
	Volume	RATE \$	CHARGE \$	Volume	RATE \$	CHARGE \$	\$	%	% of Total Bill
Monthly Service Charge			\$ 11.50			\$ 11.60	\$ 0.10	0.87%	56.62%
Distribution (kWh)	250	\$ 0.0082	\$ 2.05	250	\$ 0.0083	\$ 2.08	\$ 0.0250	1.22%	10.13%
Distribution (kW)	0	\$ -	\$ -	0	\$ -	\$ -	\$ -	0.00%	0.00%
Regulatory Assets (kWh)	250	-\$ 0.0007	-\$ 0.18	250	-\$ 0.0007	-\$ 0.18	\$ -	0.00%	-0.85%
Regulatory Assets (kW)	0	\$ -	\$ -	0	\$ -	\$ -	\$ -	0.00%	0.00%
<b>Sub-Total</b>			<b>\$ 13.38</b>			<b>\$ 13.50</b>	<b>\$ 0.13</b>	<b>0.93%</b>	<b>39.92%</b>
Other Charges (kWh)	260	\$ 0.0201	\$ 5.23	260	\$ 0.0201	\$ 5.23	\$ -	0.00%	15.46%
Other Charges (kW)	0	\$ -	\$ -	0	\$ -	\$ -	\$ -	0.00%	0.00%
Cost of Power Commodity (kWh)	260	\$ 0.0580	\$ 15.09	260	\$ 0.0580	\$ 15.09	\$ -	0.00%	44.62%
Cost of Power Commodity (kW)	0	\$ 0.0670	\$ -	0	\$ 0.0670	\$ -	\$ -	0.00%	0.00%
<b>Total Bill before Taxes</b>			<b>\$ 33.69</b>			<b>\$ 33.82</b>	<b>\$ 0.13</b>	<b>0.37%</b>	<b>100%</b>
<b>GST (2006 - 7%, 2007 - 6%)</b>			<b>\$ 2.13</b>			<b>\$ 2.03</b>	<b>-\$ 0.10</b>	<b>-4.91%</b>	
<b>Total Bill after Taxes</b>			<b>\$ 35.83</b>			<b>\$ 35.85</b>	<b>\$ 0.02</b>	<b>0.06%</b>	

**Residential**

<b>Consumption</b>	500 kWh 0 kW	<b>Loss Factor 1.0406</b>
--------------------	-----------------	---------------------------

	2006 BILL			2007 BILL			IMPACT		
	Volume	RATE \$	CHARGE \$	Volume	RATE \$	CHARGE \$	\$	%	% of Total Bill
Monthly Service Charge			\$ 11.50			\$ 11.60	\$ 0.10	0.87%	56.62%
Distribution (kWh)	500	\$ 0.0082	\$ 4.10	500	\$ 0.0083	\$ 4.15	\$ 0.0500	1.22%	20.26%
Distribution (kW)	0	\$ -	\$ -	0	\$ -	\$ -	\$ -	0.00%	0.00%
Regulatory Assets (kWh)	500	-\$ 0.0007	-\$ 0.35	500	-\$ 0.0007	-\$ 0.35	\$ -	0.00%	-1.71%
Regulatory Assets (kW)	0	\$ -	\$ -	0	\$ -	\$ -	\$ -	0.00%	0.00%
<b>Sub-Total</b>			<b>\$ 15.25</b>			<b>\$ 15.40</b>	<b>\$ 0.15</b>	<b>0.98%</b>	<b>27.48%</b>
Other Charges (kWh)	520	\$ 0.0201	\$ 10.46	520	\$ 0.0201	\$ 10.46	\$ -	0.00%	18.66%
Other Charges (kW)	0	\$ -	\$ -	0	\$ -	\$ -	\$ -	0.00%	0.00%
Cost of Power Commodity (kWh)	520	\$ 0.0580	\$ 30.18	520	\$ 0.0580	\$ 30.18	\$ -	0.00%	53.85%
Cost of Power Commodity (kW)	0	\$ 0.0670	\$ -	0	\$ 0.0670	\$ -	\$ -	0.00%	0.00%
<b>Total Bill before Taxes</b>			<b>\$ 55.89</b>			<b>\$ 56.04</b>	<b>\$ 0.15</b>	<b>0.27%</b>	<b>100%</b>
<b>GST (2006 - 7%, 2007 - 6%)</b>			<b>\$ 3.54</b>			<b>\$ 3.36</b>	<b>-\$ 0.18</b>	<b>-5.01%</b>	
<b>Total Bill after Taxes</b>			<b>\$ 59.42</b>			<b>\$ 59.40</b>	<b>-\$ 0.03</b>	<b>-0.05%</b>	

**Residential**

<b>Consumption</b>	750 kWh 0 kW	<b>Loss Factor 1.0406</b>
--------------------	-----------------	---------------------------

	2006 BILL			2007 BILL			IMPACT		
	Volume	RATE \$	CHARGE \$	Volume	RATE \$	CHARGE \$	\$	%	% of Total Bill
Monthly Service Charge			\$ 11.50			\$ 11.60	\$ 0.10	0.87%	56.62%
Distribution (kWh)	750	\$ 0.0082	\$ 6.15	750	\$ 0.0083	\$ 6.23	\$ 0.0750	1.22%	30.38%
Distribution (kW)	0	\$ -	\$ -	0	\$ -	\$ -	\$ -	0.00%	0.00%
Regulatory Assets (kWh)	750	-\$ 0.0007	-\$ 0.53	750	-\$ 0.0007	-\$ 0.53	\$ -	0.00%	-2.56%
Regulatory Assets (kW)	0	\$ -	\$ -	0	\$ -	\$ -	\$ -	0.00%	0.00%
<b>Sub-Total</b>			<b>\$ 17.13</b>			<b>\$ 17.30</b>	<b>\$ 0.17</b>	<b>1.02%</b>	<b>22.11%</b>
Other Charges (kWh)	780	\$ 0.0201	\$ 15.69	780	\$ 0.0201	\$ 15.69	\$ -	0.00%	20.05%
Other Charges (kW)	0	\$ -	\$ -	0	\$ -	\$ -	\$ -	0.00%	0.00%
Cost of Power Commodity (kWh)	600	\$ 0.0580	\$ 34.80	780	\$ 0.0580	\$ 45.27	\$ 10.47	30.08%	57.85%
Cost of Power Commodity (kW)	180	\$ 0.0670	\$ 12.09	0	\$ 0.0670	\$ -	-\$ 12.09	-100.00%	0.00%
<b>Total Bill before Taxes</b>			<b>\$ 79.70</b>			<b>\$ 78.25</b>	<b>-\$ 1.45</b>	<b>-1.82%</b>	<b>100%</b>
<b>GST (2006 - 7%, 2007 - 6%)</b>			<b>\$ 5.05</b>			<b>\$ 4.70</b>	<b>-\$ 0.35</b>	<b>-6.99%</b>	
<b>Total Bill after Taxes</b>			<b>\$ 84.75</b>			<b>\$ 82.95</b>	<b>-\$ 1.80</b>	<b>-2.13%</b>	

**Residential**

<b>Consumption</b>	1,000 kWh 0 kW	<b>Loss Factor 1.0406</b>
--------------------	-------------------	---------------------------

	2006 BILL			2007 BILL			IMPACT		
	Volume	RATE \$	CHARGE \$	Volume	RATE \$	CHARGE \$	\$	%	% of Total Bill
Monthly Service Charge			\$ 11.50			\$ 11.60	\$ 0.10	0.87%	56.62%
Distribution (kWh)	1,000	\$ 0.0082	\$ 8.20	1,000	\$ 0.0083	\$ 8.30	\$ 0.1000	1.22%	40.51%
Distribution (kW)	0	\$ -	\$ -	0	\$ -	\$ -	\$ -	0.00%	0.00%
Regulatory Assets (kWh)	1,000	-\$ 0.0007	-\$ 0.70	1,000	-\$ 0.0007	-\$ 0.70	\$ -	0.00%	-3.42%
Regulatory Assets (kW)	0	\$ -	\$ -	0	\$ -	\$ -	\$ -	0.00%	0.00%
<b>Sub-Total</b>			<b>\$ 19.00</b>			<b>\$ 19.20</b>	<b>\$ 0.20</b>	<b>1.05%</b>	<b>19.04%</b>
Other Charges (kWh)	1041	\$ 0.0201	\$ 20.92	1041	\$ 0.0201	\$ 20.92	\$ -	0.00%	20.74%
Other Charges (kW)	0	\$ -	\$ -	0	\$ -	\$ -	\$ -	0.00%	0.00%

Cost of Power Commodity (kWh)	600	\$ 0.0580	\$ 34.80	1,000	\$ 0.0580	\$ 58.00	\$ 23.20	66.67%	57.52%
Cost of Power Commodity (kWh)	441	\$ 0.0670	\$ 29.52	41	\$ 0.0670	\$ 2.72	-\$ 26.80	-90.79%	2.70%
<b>Total Bill before Taxes</b>			<b>\$ 104.24</b>			<b>\$ 100.84</b>	<b>-\$ 3.40</b>	<b>-3.26%</b>	<b>100%</b>
<b>GST (2006 - 7%, 2007 - 6%)</b>			<b>\$ 6.60</b>			<b>\$ 6.05</b>	<b>-\$ 0.55</b>	<b>-8.35%</b>	
<b>Total Bill after Taxes</b>			<b>\$ 110.84</b>			<b>\$ 106.89</b>	<b>-\$ 3.95</b>	<b>-3.57%</b>	

**Residential**

<b>Consumption</b>	1,500 kWh 0 kW	<b>Loss Factor 1.0406</b>
--------------------	-------------------	---------------------------

	2006 BILL			2007 BILL			IMPACT		
	Volume	RATE \$	CHARGE \$	Volume	RATE \$	CHARGE \$	\$	%	% of Total Bill
Monthly Service Charge			\$ 11.50			\$ 11.60	\$ 0.10	0.87%	56.62%
Distribution (kWh)	1,500	\$ 0.0082	\$ 12.30	1,500	\$ 0.0083	\$ 12.45	\$ 0.1500	1.22%	60.77%
Distribution (kW)	0	\$ -	\$ -	0	\$ -	\$ -	\$ -	0.00%	0.00%
Regulatory Assets (kWh)	1,500	-\$ 0.0007	-\$ 1.05	1,500	-\$ 0.0007	-\$ 1.05	\$ -	0.00%	-5.13%
Regulatory Assets (kW)	0	\$ -	\$ -	0	\$ -	\$ -	\$ -	0.00%	0.00%
<b>Sub-Total</b>			<b>\$ 22.75</b>			<b>\$ 23.00</b>	<b>\$ 0.25</b>	<b>1.10%</b>	<b>15.34%</b>
Other Charges (kWh)	1561	\$ 0.0201	\$ 31.37	1561	\$ 0.0201	\$ 31.37	\$ -	0.00%	20.92%
Other Charges (kW)	0	\$ -	\$ -	0	\$ -	\$ -	\$ -	0.00%	0.00%
Cost of Power Commodity (kWh)	600	\$ 0.0580	\$ 34.80	1,000	\$ 0.0580	\$ 58.00	\$ 23.20	66.67%	38.68%
Cost of Power Commodity (kW)	961	\$ 0.0670	\$ 64.38	561	\$ 0.0670	\$ 37.58	-\$ 26.80	-41.63%	25.06%
<b>Total Bill before Taxes</b>			<b>\$ 153.30</b>			<b>\$ 149.95</b>	<b>-\$ 3.35</b>	<b>-2.19%</b>	<b>100%</b>
<b>GST (2006 - 7%, 2007 - 6%)</b>			<b>\$ 9.71</b>			<b>\$ 9.00</b>	<b>-\$ 0.71</b>	<b>-7.33%</b>	
<b>Total Bill after Taxes</b>			<b>\$ 163.01</b>			<b>\$ 158.95</b>	<b>-\$ 4.06</b>	<b>-2.49%</b>	

**Residential**

<b>Consumption</b>	2,000 kWh 0 kW	<b>Loss Factor 1.0406</b>
--------------------	-------------------	---------------------------

	2006 BILL			2007 BILL			IMPACT		
	Volume	RATE \$	CHARGE \$	Volume	RATE \$	CHARGE \$	\$	%	% of Total Bill
Monthly Service Charge			\$ 11.50			\$ 11.60	\$ 0.10	0.87%	56.62%
Distribution (kWh)	2,000	\$ 0.0082	\$ 16.40	2,000	\$ 0.0083	\$ 16.60	\$ 0.2000	1.22%	81.03%
Distribution (kW)	0	\$ -	\$ -	0	\$ -	\$ -	\$ -	0.00%	0.00%
Regulatory Assets (kWh)	2,000	-\$ 0.0007	-\$ 1.40	2,000	-\$ 0.0007	-\$ 1.40	\$ -	0.00%	-6.83%
Regulatory Assets (kW)	0	\$ -	\$ -	0	\$ -	\$ -	\$ -	0.00%	0.00%
<b>Sub-Total</b>			<b>\$ 26.50</b>			<b>\$ 26.80</b>	<b>\$ 0.30</b>	<b>1.13%</b>	<b>13.46%</b>
Other Charges (kWh)	2081	\$ 0.0201	\$ 41.83	2081	\$ 0.0201	\$ 41.83	\$ -	0.00%	21.01%
Other Charges (kW)	0	\$ -	\$ -	0	\$ -	\$ -	\$ -	0.00%	0.00%
Cost of Power Commodity (kWh)	600	\$ 0.0580	\$ 34.80	1,000	\$ 0.0580	\$ 58.00	\$ 23.20	66.67%	29.14%
Cost of Power Commodity (kW)	1,481	\$ 0.0670	\$ 99.24	1,081	\$ 0.0670	\$ 72.44	-\$ 26.80	-27.01%	36.39%
<b>Total Bill before Taxes</b>			<b>\$ 202.37</b>			<b>\$ 199.07</b>	<b>-\$ 3.30</b>	<b>-1.63%</b>	<b>100%</b>
<b>GST (2006 - 7%, 2007 - 6%)</b>			<b>\$ 12.82</b>			<b>\$ 11.94</b>	<b>-\$ 0.87</b>	<b>-6.81%</b>	
<b>Total Bill after Taxes</b>			<b>\$ 215.19</b>			<b>\$ 211.02</b>	<b>-\$ 4.17</b>	<b>-1.94%</b>	

**General Service Less Than 50 kW**

<b>Consumption</b>	1,000 kWh 0 kW	<b>Loss Factor 1.0406</b>
--------------------	-------------------	---------------------------

	2006 BILL			2007 BILL			IMPACT		
	Volume	RATE \$	CHARGE \$	Volume	RATE \$	CHARGE \$	\$	%	% of Total Bill

Monthly Service Charge			\$ 27.35			\$ 27.60	\$ 0.25	0.91%	134.72%
Distribution (kWh)	1,000	\$ 0.0061	\$ 6.10	1,000	\$ 0.0062	\$ 6.20	\$ 0.1000	1.64%	30.26%
Distribution (kW)	0	\$ -	\$ -	0	\$ -	\$ -	\$ -	0.00%	0.00%
Regulatory Assets (kWh)	1,000	-\$ 0.0011	-\$ 1.10	1,000	-\$ 0.0011	-\$ 1.10	\$ -	0.00%	-5.37%
Regulatory Assets (kW)	0	\$ -	\$ -	0	\$ -	\$ -	\$ -	0.00%	0.00%
<b>Sub-Total</b>			<b>\$ 32.35</b>			<b>\$ 32.70</b>	<b>\$ 0.35</b>	<b>1.08%</b>	<b>28.22%</b>
Other Charges (kWh)	1041	\$ 0.0194	\$ 20.19	1041	\$ 0.0194	\$ 20.19	\$ -	0.00%	17.42%
Other Charges (kW)	0	\$ -	\$ -	0	\$ -	\$ -	\$ -	0.00%	0.00%
Cost of Power Commodity (kWh)	750	\$ 0.0580	\$ 43.50	750	\$ 0.0580	\$ 43.50	\$ -	0.00%	37.55%
Cost of Power Commodity (kW)	291	\$ 0.0670	\$ 19.47	291	\$ 0.0670	\$ 19.47	\$ -	0.00%	16.81%
<b>Total Bill before Taxes</b>			<b>\$ 115.51</b>			<b>\$ 115.86</b>	<b>\$ 0.35</b>	<b>0.30%</b>	<b>100%</b>
<b>GST (2006 - 7%, 2007 - 6%)</b>			<b>\$ 7.32</b>			<b>\$ 6.95</b>	<b>-\$ 0.36</b>	<b>-4.98%</b>	
<b>Total Bill after Taxes</b>			<b>\$ 122.82</b>			<b>\$ 122.81</b>	<b>-\$ 0.01</b>	<b>-0.01%</b>	

### General Service Less Than 50 kW

<b>Consumption</b>	2,000 kWh 0 kW	<b>Loss Factor 1.0406</b>
--------------------	-------------------	---------------------------

	2006 BILL			2007 BILL			IMPACT		
	Volume	RATE \$	CHARGE \$	Volume	RATE \$	CHARGE \$	\$	%	% of Total Bill
Monthly Service Charge			\$ 27.35			\$ 27.60	\$ 0.25	0.91%	134.72%
Distribution (kWh)	2,000	\$ 0.0061	\$ 12.20	2,000	\$ 0.0062	\$ 12.40	\$ 0.2000	1.64%	60.53%
Distribution (kW)	0	\$ -	\$ -	0	\$ -	\$ -	\$ -	0.00%	0.00%
Regulatory Assets (kWh)	2,000	-\$ 0.0011	-\$ 2.20	2,000	-\$ 0.0011	-\$ 2.20	\$ -	0.00%	-10.74%
Regulatory Assets (kW)	0	\$ -	\$ -	0	\$ -	\$ -	\$ -	0.00%	0.00%
<b>Sub-Total</b>			<b>\$ 37.35</b>			<b>\$ 37.80</b>	<b>\$ 0.45</b>	<b>1.20%</b>	<b>17.93%</b>
Other Charges (kWh)	2081	\$ 0.0194	\$ 40.38	2081	\$ 0.0194	\$ 40.38	\$ -	0.00%	19.15%
Other Charges (kW)	0	\$ -	\$ -	0	\$ -	\$ -	\$ -	0.00%	0.00%
Cost of Power Commodity (kWh)	750	\$ 0.0580	\$ 43.50	750	\$ 0.0580	\$ 43.50	\$ -	0.00%	20.63%
Cost of Power Commodity (kW)	1,331	\$ 0.0670	\$ 89.19	1,331	\$ 0.0670	\$ 89.19	\$ -	0.00%	42.30%
<b>Total Bill before Taxes</b>			<b>\$ 210.42</b>			<b>\$ 210.87</b>	<b>\$ 0.45</b>	<b>0.21%</b>	<b>100%</b>
<b>GST (2006 - 7%, 2007 - 6%)</b>			<b>\$ 13.33</b>			<b>\$ 12.65</b>	<b>-\$ 0.67</b>	<b>-5.06%</b>	
<b>Total Bill after Taxes</b>			<b>\$ 223.74</b>			<b>\$ 223.52</b>	<b>-\$ 0.22</b>	<b>-0.10%</b>	

### General Service Less Than 50 kW

<b>Consumption</b>	5,000 kWh 0 kW	<b>Loss Factor 1.0406</b>
--------------------	-------------------	---------------------------

	2006 BILL			2007 BILL			IMPACT		
	Volume	RATE \$	CHARGE \$	Volume	RATE \$	CHARGE \$	\$	%	% of Total Bill
Monthly Service Charge			\$ 27.35			\$ 27.60	\$ 0.25	0.91%	134.72%
Distribution (kWh)	5,000	\$ 0.0061	\$ 30.50	5,000	\$ 0.0062	\$ 31.00	\$ 0.5000	1.64%	151.31%
Distribution (kW)	0	\$ -	\$ -	0	\$ -	\$ -	\$ -	0.00%	0.00%
Regulatory Assets (kWh)	5,000	-\$ 0.0011	-\$ 5.50	5,000	-\$ 0.0011	-\$ 5.50	\$ -	0.00%	-26.85%
Regulatory Assets (kW)	0	\$ -	\$ -	0	\$ -	\$ -	\$ -	0.00%	0.00%
<b>Sub-Total</b>			<b>\$ 52.35</b>			<b>\$ 53.10</b>	<b>\$ 0.75</b>	<b>1.43%</b>	<b>10.71%</b>
Other Charges (kWh)	5203	\$ 0.0194	\$ 100.94	5203	\$ 0.0194	\$ 100.94	\$ -	0.00%	20.35%
Other Charges (kW)	0	\$ -	\$ -	0	\$ -	\$ -	\$ -	0.00%	0.00%
Cost of Power Commodity (kWh)	750	\$ 0.0580	\$ 43.50	750	\$ 0.0580	\$ 43.50	\$ -	0.00%	8.77%
Cost of Power Commodity (kW)	4,453	\$ 0.0670	\$ 298.35	4,453	\$ 0.0670	\$ 298.35	\$ -	0.00%	60.16%
<b>Total Bill before Taxes</b>			<b>\$ 495.14</b>			<b>\$ 495.89</b>	<b>\$ 0.75</b>	<b>0.15%</b>	<b>100%</b>
<b>GST (2006 - 7%, 2007 - 6%)</b>			<b>\$ 31.36</b>			<b>\$ 29.75</b>	<b>-\$ 1.61</b>	<b>-5.12%</b>	
<b>Total Bill after Taxes</b>			<b>\$ 526.50</b>			<b>\$ 525.64</b>	<b>-\$ 0.86</b>	<b>-0.16%</b>	

**General Service Less Than 50 kW**

**Consumption**      10,000 kWh  
0 kW      **Loss Factor 1.0406**

	2006 BILL			2007 BILL			IMPACT		
	Volume	RATE \$	CHARGE \$	Volume	RATE \$	CHARGE \$	\$	%	% of Total Bill
Monthly Service Charge			\$ 27.35			\$ 27.60	\$ 0.25	0.91%	134.72%
Distribution (kWh)	10,000	\$ 0.0061	\$ 61.00	10,000	\$ 0.0062	\$ 62.00	\$ 1.0000	1.64%	302.63%
Distribution (kW)	0	\$ -	\$ -	0	\$ -	\$ -	\$ -	0.00%	0.00%
Regulatory Assets (kWh)	10,000	-\$ 0.0011	-\$ 11.00	10,000	-\$ 0.0011	-\$ 11.00	\$ -	0.00%	-53.69%
Regulatory Assets (kW)	0	\$ -	\$ -	0	\$ -	\$ -	\$ -	0.00%	0.00%
<b>Sub-Total</b>			<b>\$ 77.35</b>			<b>\$ 78.60</b>	<b>\$ 1.25</b>	<b>1.62%</b>	<b>8.10%</b>
Other Charges (kWh)	10406	\$ 0.0194	\$ 201.88	10406	\$ 0.0194	\$ 201.88	\$ -	0.00%	20.79%
Other Charges (kW)	0	\$ -	\$ -	0	\$ -	\$ -	\$ -	0.00%	0.00%
Cost of Power Commodity (kWh)	750	\$ 0.0580	\$ 43.50	750	\$ 0.0580	\$ 43.50	\$ -	0.00%	4.48%
Cost of Power Commodity (kW)	9,656	\$ 0.0670	\$ 646.95	9,656	\$ 0.0670	\$ 646.95	\$ -	0.00%	66.63%
<b>Total Bill before Taxes</b>			<b>\$ 969.68</b>			<b>\$ 970.93</b>	<b>\$ 1.25</b>	<b>0.13%</b>	<b>100%</b>
<b>GST (2006 - 7%, 2007 - 6%)</b>			<b>\$ 61.41</b>			<b>\$ 58.26</b>	<b>-\$ 3.16</b>	<b>-5.14%</b>	
<b>Total Bill after Taxes</b>			<b>\$ 1,031.09</b>			<b>\$ 1,029.18</b>	<b>-\$ 1.91</b>	<b>-0.18%</b>	

**General Service Less Than 50 kW**

**Consumption**      15,000 kWh  
0 kW      **Loss Factor 1.0406**

	2006 BILL			2007 BILL			IMPACT		
	Volume	RATE \$	CHARGE \$	Volume	RATE \$	CHARGE \$	\$	%	% of Total Bill
Monthly Service Charge			\$ 27.35			\$ 27.60	\$ 0.25	0.91%	134.72%
Distribution (kWh)	15,000	\$ 0.0061	\$ 91.50	15,000	\$ 0.0062	\$ 93.00	\$ 1.5000	1.64%	453.94%
Distribution (kW)	0	\$ -	\$ -	0	\$ -	\$ -	\$ -	0.00%	0.00%
Regulatory Assets (kWh)	15,000	-\$ 0.0011	-\$ 16.50	15,000	-\$ 0.0011	-\$ 16.50	\$ -	0.00%	-80.54%
Regulatory Assets (kW)	0	\$ -	\$ -	0	\$ -	\$ -	\$ -	0.00%	0.00%
<b>Sub-Total</b>			<b>\$ 102.35</b>			<b>\$ 104.10</b>	<b>\$ 1.75</b>	<b>1.71%</b>	<b>7.20%</b>
Other Charges (kWh)	15609	\$ 0.0194	\$ 302.81	15609	\$ 0.0194	\$ 302.81	\$ -	0.00%	20.94%
Other Charges (kW)	0	\$ -	\$ -	0	\$ -	\$ -	\$ -	0.00%	0.00%
Cost of Power Commodity (kWh)	750	\$ 0.0580	\$ 43.50	750	\$ 0.0580	\$ 43.50	\$ -	0.00%	3.01%
Cost of Power Commodity (kW)	14,859	\$ 0.0670	\$ 995.55	14,859	\$ 0.0670	\$ 995.55	\$ -	0.00%	68.85%
<b>Total Bill before Taxes</b>			<b>\$ 1,444.22</b>			<b>\$ 1,445.97</b>	<b>\$ 1.75</b>	<b>0.12%</b>	<b>100%</b>
<b>GST (2006 - 7%, 2007 - 6%)</b>			<b>\$ 91.47</b>			<b>\$ 86.76</b>	<b>-\$ 4.71</b>	<b>-5.15%</b>	
<b>Total Bill after Taxes</b>			<b>\$ 1,535.68</b>			<b>\$ 1,532.73</b>	<b>-\$ 2.96</b>	<b>-0.19%</b>	

**General Service 50 to 4,999 kW**

**Consumption**      15,000 kWh  
60 kW      **Loss Factor 1.0406**

	2006 BILL			2007 BILL			IMPACT		
	Volume	RATE \$	CHARGE \$	Volume	RATE \$	CHARGE \$	\$	%	% of Total Bill
Monthly Service Charge			\$ 226.13			\$ 228.21	\$ 2.08	0.92%	1113.92%
Distribution (kWh)	15,000	\$ -	\$ -	15,000	\$ -	\$ -	\$ -	0.00%	0.00%
Distribution (kW)	60	\$ 3.3537	\$ 201.22	60	\$ 3.3846	\$ 203.08	\$ 1.85	0.92%	991.24%
Regulatory Assets (kWh)	15,000	\$ -	\$ -	15,000	\$ -	\$ -	\$ -	0.00%	0.00%
Regulatory Assets (kW)	60	-\$ 0.5067	-\$ 30.40	60	-\$ 0.5067	-\$ 30.40	\$ -	0.00%	-148.40%
<b>Sub-Total</b>			<b>\$ 396.95</b>			<b>\$ 400.88</b>	<b>\$ 3.93</b>	<b>0.99%</b>	<b>22.22%</b>
Other Charges (kWh)	15609	\$ 0.0132	\$ 206.04	15609	\$ 0.0132	\$ 206.04	\$ -	0.00%	11.42%
Other Charges (kW)	62	\$ 2.5385	\$ 158.49	62	\$ 2.5385	\$ 158.49	\$ -	0.00%	8.78%

Cost of Power Commodity (kWh)	750	\$ 0.0580	\$ 43.50	750	\$ 0.0580	\$ 43.50	\$ -	0.00%	2.41%
Cost of Power Commodity (kWh)	14,859	\$ 0.0670	\$ 995.55	14,859	\$ 0.0670	\$ 995.55	\$ -	0.00%	55.17%
<b>Total Bill before Taxes</b>			<b>\$ 1,800.54</b>			<b>\$ 1,804.47</b>	<b>\$ 3.93</b>	<b>0.22%</b>	<b>100%</b>
<b>GST (2006 - 7%, 2007 - 6%)</b>			<b>\$ 114.03</b>			<b>\$ 108.27</b>	<b>-\$ 5.77</b>	<b>-5.06%</b>	
<b>Total Bill after Taxes</b>			<b>\$ 1,914.57</b>			<b>\$ 1,912.74</b>	<b>-\$ 1.83</b>	<b>-0.10%</b>	

**General Service 50 to 4,999 kW**

<b>Consumption</b>	<b>40,000 kWh</b> <b>100 kW</b>	<b>Loss Factor 1.0406</b>
--------------------	------------------------------------	---------------------------

	2006 BILL			2007 BILL			IMPACT		
	Volume	RATE \$	CHARGE \$	Volume	RATE \$	CHARGE \$	\$	%	% of Total Bill
Monthly Service Charge			\$ 226.13			\$ 228.21	\$ 2.08	0.92%	1113.92%
Distribution (kWh)	40,000	\$ -	\$ -	40,000	\$ -	\$ -	\$ -	0.00%	0.00%
Distribution (kW)	100	\$ 3.3537	\$ 335.37	100	\$ 3.3846	\$ 338.46	\$ 3.09	0.92%	1652.07%
Regulatory Assets (kWh)	40,000	\$ -	\$ -	40,000	\$ -	\$ -	\$ -	0.00%	0.00%
Regulatory Assets (kW)	100	-\$ 0.5067	-\$ 50.67	100	-\$ 0.5067	-\$ 50.67	\$ -	0.00%	-247.33%
<b>Sub-Total</b>			<b>\$ 510.83</b>			<b>\$ 516.00</b>	<b>\$ 5.17</b>	<b>1.01%</b>	<b>12.55%</b>
Other Charges (kWh)	41624	\$ 0.0132	\$ 549.44	41624	\$ 0.0132	\$ 549.44	\$ -	0.00%	13.36%
Other Charges (kW)	104	\$ 2.5385	\$ 264.16	104	\$ 2.5385	\$ 264.16	\$ -	0.00%	6.42%
Cost of Power Commodity (kWh)	750	\$ 0.0580	\$ 43.50	750	\$ 0.0580	\$ 43.50	\$ -	0.00%	1.06%
Cost of Power Commodity (kWh)	40,874	\$ 0.0670	\$ 2,738.56	40,874	\$ 0.0670	\$ 2,738.56	\$ -	0.00%	66.60%
<b>Total Bill before Taxes</b>			<b>\$ 4,106.48</b>			<b>\$ 4,111.65</b>	<b>\$ 5.17</b>	<b>0.13%</b>	<b>100%</b>
<b>GST (2006 - 7%, 2007 - 6%)</b>			<b>\$ 260.08</b>			<b>\$ 246.70</b>	<b>-\$ 13.38</b>	<b>-5.14%</b>	
<b>Total Bill after Taxes</b>			<b>\$ 4,366.56</b>			<b>\$ 4,358.35</b>	<b>-\$ 8.21</b>	<b>-0.19%</b>	

**General Service 50 to 4,999 kW**

<b>Consumption</b>	<b>100,000 kWh</b> <b>500 kW</b>	<b>Loss Factor 1.0406</b>
--------------------	-------------------------------------	---------------------------

	2006 BILL			2007 BILL			IMPACT		
	Volume	RATE \$	CHARGE \$	Volume	RATE \$	CHARGE \$	\$	%	% of Total Bill
Monthly Service Charge			\$ 226.13			\$ 228.21	\$ 2.08	0.92%	1113.92%
Distribution (kWh)	100,000	\$ -	\$ -	100,000	\$ -	\$ -	\$ -	0.00%	0.00%
Distribution (kW)	500	\$ 3.3537	\$ 1,676.85	500	\$ 3.3846	\$ 1,692.30	\$ 15.45	0.92%	8260.33%
Regulatory Assets (kWh)	100,000	\$ -	\$ -	100,000	\$ -	\$ -	\$ -	0.00%	0.00%
Regulatory Assets (kW)	500	-\$ 0.5067	-\$ 253.35	500	-\$ 0.5067	-\$ 253.35	\$ -	0.00%	-1236.63%
<b>Sub-Total</b>			<b>\$ 1,649.63</b>			<b>\$ 1,667.16</b>	<b>\$ 17.53</b>	<b>1.06%</b>	<b>14.72%</b>
Other Charges (kWh)	104060	\$ 0.0132	\$ 1,373.59	104060	\$ 0.0132	\$ 1,373.59	\$ -	0.00%	12.13%
Other Charges (kW)	520	\$ 2.5385	\$ 1,320.78	520	\$ 2.5385	\$ 1,320.78	\$ -	0.00%	11.66%
Cost of Power Commodity (kWh)	750	\$ 0.0580	\$ 43.50	750	\$ 0.0580	\$ 43.50	\$ -	0.00%	0.38%
Cost of Power Commodity (kWh)	103,310	\$ 0.0670	\$ 6,921.77	103,310	\$ 0.0670	\$ 6,921.77	\$ -	0.00%	61.11%
<b>Total Bill before Taxes</b>			<b>\$ 11,309.27</b>			<b>\$ 11,326.80</b>	<b>\$ 17.53</b>	<b>0.16%</b>	<b>100%</b>
<b>GST (2006 - 7%, 2007 - 6%)</b>			<b>\$ 716.25</b>			<b>\$ 679.61</b>	<b>-\$ 36.65</b>	<b>-5.12%</b>	
<b>Total Bill after Taxes</b>			<b>\$ 12,025.53</b>			<b>\$ 12,006.41</b>	<b>-\$ 19.12</b>	<b>-0.16%</b>	

**General Service 50 to 4,999 kW**

<b>Consumption</b>	<b>400,000 kWh</b> <b>1000 kW</b>	<b>Loss Factor 1.0406</b>
--------------------	--------------------------------------	---------------------------

	2006 BILL			2007 BILL			IMPACT		
	Volume	RATE \$	CHARGE \$	Volume	RATE \$	CHARGE \$	\$	%	% of Total Bill

Monthly Service Charge			\$ 226.13			\$ 228.21	\$ 2.08	0.92%	1113.92%
Distribution (kWh)	400,000	\$ -	\$ -	400,000	\$ -	\$ -	\$ -	0.00%	0.00%
Distribution (kW)	1,000	\$ 3.3537	\$ 3,353.70	1,000	\$ 3.3846	\$ 3,384.60	\$ 30.90	0.92%	16520.65%
Regulatory Assets (kWh)	400,000	\$ -	\$ -	400,000	\$ -	\$ -	\$ -	0.00%	0.00%
Regulatory Assets (kW)	1,000	-\$ 0.5067	-\$ 506.70	1,000	-\$ 0.5067	-\$ 506.70	\$ -	0.00%	-2473.27%
<b>Sub-Total</b>			<b>\$ 3,073.13</b>			<b>\$ 3,106.11</b>	<b>\$ 32.98</b>	<b>1.07%</b>	<b>7.94%</b>
Other Charges (kWh)	416240	\$ 0.0132	\$ 5,494.37	416240	\$ 0.0132	\$ 5,494.37	\$ -	0.00%	14.04%
Other Charges (kW)	1,041	\$ 2.5385	\$ 2,641.56	1,041	\$ 2.5385	\$ 2,641.56	\$ -	0.00%	6.75%
Cost of Power Commodity (kWh)	750	\$ 0.0580	\$ 43.50	750	\$ 0.0580	\$ 43.50	\$ -	0.00%	0.11%
Cost of Power Commodity (kW)	415,490	\$ 0.0670	\$ 27,837.83	415,490	\$ 0.0670	\$ 27,837.83	\$ -	0.00%	71.15%
<b>Total Bill before Taxes</b>			<b>\$ 39,090.39</b>			<b>\$ 39,123.37</b>	<b>\$ 32.98</b>	<b>0.08%</b>	<b>100%</b>
<b>GST (2006 - 7%, 2007 - 6%)</b>			<b>\$ 2,475.72</b>			<b>\$ 2,347.40</b>	<b>-\$ 128.32</b>	<b>-5.18%</b>	
<b>Total Bill after Taxes</b>			<b>\$ 41,566.12</b>			<b>\$ 41,470.77</b>	<b>-\$ 95.34</b>	<b>-0.23%</b>	

### General Service 50 to 4,999 kW

<b>Consumption</b>	1,000,000 kWh 3000 kW	<b>Loss Factor 1.0406</b>
--------------------	--------------------------	---------------------------

	2006 BILL			2007 BILL			IMPACT		
	Volume	RATE \$	CHARGE \$	Volume	RATE \$	CHARGE \$	\$	%	% of Total Bill
Monthly Service Charge			\$ 226.13			\$ 228.21	\$ 2.08	0.92%	1113.92%
Distribution (kWh)	1,000,000	\$ -	\$ -	1,000,000	\$ -	\$ -	\$ -	0.00%	0.00%
Distribution (kW)	3,000	\$ 3.3537	\$ 10,061.10	3,000	\$ 3.3846	\$ 10,153.80	\$ 92.70	0.92%	49561.95%
Regulatory Assets (kWh)	1,000,000	\$ -	\$ -	1,000,000	\$ -	\$ -	\$ -	0.00%	0.00%
Regulatory Assets (kW)	3,000	-\$ 0.5067	-\$ 1,520.10	3,000	-\$ 0.5067	-\$ 1,520.10	\$ -	0.00%	-7419.80%
<b>Sub-Total</b>			<b>\$ 8,767.13</b>			<b>\$ 8,861.91</b>	<b>\$ 94.78</b>	<b>1.08%</b>	<b>8.84%</b>
Other Charges (kWh)	1040600	\$ 0.0132	\$ 13,735.92	1040600	\$ 0.0132	\$ 13,735.92	\$ -	0.00%	13.70%
Other Charges (kW)	3,122	\$ 2.5385	\$ 7,924.69	3,122	\$ 2.5385	\$ 7,924.69	\$ -	0.00%	7.91%
Cost of Power Commodity (kWh)	750	\$ 0.0580	\$ 43.50	750	\$ 0.0580	\$ 43.50	\$ -	0.00%	0.04%
Cost of Power Commodity (kW)	1,039,850	\$ 0.0670	\$ 69,669.95	1,039,850	\$ 0.0670	\$ 69,669.95	\$ -	0.00%	69.51%
<b>Total Bill before Taxes</b>			<b>\$ 100,141.19</b>			<b>\$ 100,235.97</b>	<b>\$ 94.78</b>	<b>0.09%</b>	<b>100%</b>
<b>GST (2006 - 7%, 2007 - 6%)</b>			<b>\$ 6,342.28</b>			<b>\$ 6,014.16</b>	<b>-\$ 328.12</b>	<b>-5.17%</b>	
<b>Total Bill after Taxes</b>			<b>\$ 106,483.46</b>			<b>\$ 106,250.13</b>	<b>-\$ 233.34</b>	<b>-0.22%</b>	

### General Service 50 to 4,999 kW

<b>Consumption</b>	1,500,000 kWh 4000 kW	<b>Loss Factor 1.0406</b>
--------------------	--------------------------	---------------------------

	2006 BILL			2007 BILL			IMPACT		
	Volume	RATE \$	CHARGE \$	Volume	RATE \$	CHARGE \$	\$	%	% of Total Bill
Monthly Service Charge			\$ 226.13			\$ 228.21	\$ 2.08	0.92%	1113.92%
Distribution (kWh)	1,500,000	\$ -	\$ -	1,500,000	\$ -	\$ -	\$ -	0.00%	0.00%
Distribution (kW)	4,000	\$ 3.3537	\$ 13,414.80	4,000	\$ 3.3846	\$ 13,538.40	\$ 123.60	0.92%	66082.60%
Regulatory Assets (kWh)	1,500,000	\$ -	\$ -	1,500,000	\$ -	\$ -	\$ -	0.00%	0.00%
Regulatory Assets (kW)	4,000	-\$ 0.5067	-\$ 2,026.80	4,000	-\$ 0.5067	-\$ 2,026.80	\$ -	0.00%	-9893.06%
<b>Sub-Total</b>			<b>\$ 11,614.13</b>			<b>\$ 11,739.81</b>	<b>\$ 125.68</b>	<b>1.08%</b>	<b>7.96%</b>
Other Charges (kWh)	1560900	\$ 0.0132	\$ 20,603.88	1560900	\$ 0.0132	\$ 20,603.88	\$ -	0.00%	13.97%
Other Charges (kW)	4,162	\$ 2.5385	\$ 10,566.25	4,162	\$ 2.5385	\$ 10,566.25	\$ -	0.00%	7.16%
Cost of Power Commodity (kWh)	750	\$ 0.0580	\$ 43.50	750	\$ 0.0580	\$ 43.50	\$ -	0.00%	0.03%
Cost of Power Commodity (kW)	1,560,150	\$ 0.0670	\$ 104,530.05	1,560,150	\$ 0.0670	\$ 104,530.05	\$ -	0.00%	70.88%
<b>Total Bill before Taxes</b>			<b>\$ 147,357.81</b>			<b>\$ 147,483.49</b>	<b>\$ 125.68</b>	<b>0.09%</b>	<b>100%</b>
<b>GST (2006 - 7%, 2007 - 6%)</b>			<b>\$ 9,332.66</b>			<b>\$ 8,849.01</b>	<b>-\$ 483.65</b>	<b>-5.18%</b>	
<b>Total Bill after Taxes</b>			<b>\$ 156,690.47</b>			<b>\$ 156,332.50</b>	<b>-\$ 357.97</b>	<b>-0.23%</b>	



**Unmetered Scattered Load**

<b>Consumption</b>	15,000 kWh 60 kW	<b>Loss Factor 1.0406</b>
--------------------	---------------------	---------------------------

	2006 BILL			2007 BILL			IMPACT		
	Volume	RATE \$	CHARGE \$	Volume	RATE \$	CHARGE \$	\$	%	% of Total Bill
Monthly Service Charge			\$ 27.09			\$ 27.34	\$ 0.25	0.92%	133.45%
Distribution (kWh)	15,000	\$ -	\$ -	15,000	\$ -	\$ -	\$ -	0.00%	0.00%
Distribution (kW)	60	\$ 0.0061	\$ 0.37	60	\$ 0.0062	\$ 0.37	\$ 0.01	1.64%	1.82%
Regulatory Assets (kWh)	15,000	\$ -	\$ -	15,000	\$ -	\$ -	\$ -	0.00%	0.00%
Regulatory Assets (kW)	60	-\$ 0.0011	-\$ 0.07	60	-\$ 0.0011	-\$ 0.07	\$ -	0.00%	-0.32%
<b>Sub-Total</b>			<b>\$ 27.39</b>			<b>\$ 27.65</b>	<b>\$ 0.26</b>	<b>0.93%</b>	<b>2.17%</b>
Other Charges (kWh)	15609	\$ 0.0132	\$ 206.04	15609	\$ 0.0132	\$ 206.04	\$ -	0.00%	16.18%
Other Charges (kW)	62	\$ 0.0062	\$ 0.39	62	\$ 0.0062	\$ 0.39	\$ -	0.00%	0.03%
Cost of Power Commodity (kWh)	750	\$ 0.0580	\$ 43.50	750	\$ 0.0580	\$ 43.50	\$ -	0.00%	3.42%
Cost of Power Commodity (kW)	14,859	\$ 0.0670	\$ 995.55	14,859	\$ 0.0670	\$ 995.55	\$ -	0.00%	78.20%
<b>Total Bill before Taxes</b>			<b>\$ 1,272.87</b>			<b>\$ 1,273.12</b>	<b>\$ 0.26</b>	<b>0.02%</b>	<b>100%</b>
<b>GST (2006 - 7%, 2007 - 6%)</b>			<b>\$ 80.62</b>			<b>\$ 76.39</b>	<b>-\$ 4.23</b>	<b>-5.24%</b>	
<b>Total Bill after Taxes</b>			<b>\$ 1,353.48</b>			<b>\$ 1,349.51</b>	<b>-\$ 3.97</b>	<b>-0.29%</b>	

**Unmetered Scattered Load**

<b>Consumption</b>	40,000 kWh 100 kW	<b>Loss Factor 1.0406</b>
--------------------	----------------------	---------------------------

	2006 BILL			2007 BILL			IMPACT		
	Volume	RATE \$	CHARGE \$	Volume	RATE \$	CHARGE \$	\$	%	% of Total Bill
Monthly Service Charge			\$ 27.09			\$ 27.34	\$ 0.25	0.92%	133.45%
Distribution (kWh)	40,000	\$ -	\$ -	40,000	\$ -	\$ -	\$ -	0.00%	0.00%
Distribution (kW)	100	\$ 0.0061	\$ 0.61	100	\$ 0.0062	\$ 0.62	\$ 0.01	1.64%	3.03%
Regulatory Assets (kWh)	40,000	\$ -	\$ -	40,000	\$ -	\$ -	\$ -	0.00%	0.00%
Regulatory Assets (kW)	100	-\$ 0.0011	-\$ 0.11	100	-\$ 0.0011	-\$ 0.11	\$ -	0.00%	-0.54%
<b>Sub-Total</b>			<b>\$ 27.59</b>			<b>\$ 27.85</b>	<b>\$ 0.26</b>	<b>0.94%</b>	<b>0.83%</b>
Other Charges (kWh)	41624	\$ 0.0132	\$ 549.44	41624	\$ 0.0132	\$ 549.44	\$ -	0.00%	16.35%
Other Charges (kW)	104	\$ 0.0062	\$ 0.65	104	\$ 0.0062	\$ 0.65	\$ -	0.00%	0.02%
Cost of Power Commodity (kWh)	750	\$ 0.0580	\$ 43.50	750	\$ 0.0580	\$ 43.50	\$ -	0.00%	1.29%
Cost of Power Commodity (kW)	40,874	\$ 0.0670	\$ 2,738.56	40,874	\$ 0.0670	\$ 2,738.56	\$ -	0.00%	81.50%
<b>Total Bill before Taxes</b>			<b>\$ 3,359.73</b>			<b>\$ 3,359.99</b>	<b>\$ 0.26</b>	<b>0.01%</b>	<b>100%</b>
<b>GST (2006 - 7%, 2007 - 6%)</b>			<b>\$ 212.78</b>			<b>\$ 201.60</b>	<b>-\$ 11.18</b>	<b>-5.26%</b>	
<b>Total Bill after Taxes</b>			<b>\$ 3,572.51</b>			<b>\$ 3,561.59</b>	<b>-\$ 10.92</b>	<b>-0.31%</b>	

**Unmetered Scattered Load**

<b>Consumption</b>	100,000 kWh 500 kW	<b>Loss Factor 1.0406</b>
--------------------	-----------------------	---------------------------

	2006 BILL			2007 BILL			IMPACT		
	Volume	RATE \$	CHARGE \$	Volume	RATE \$	CHARGE \$	\$	%	% of Total Bill
Monthly Service Charge			\$ 27.09			\$ 27.34	\$ 0.25	0.92%	133.45%
Distribution (kWh)	100,000	\$ -	\$ -	100,000	\$ -	\$ -	\$ -	0.00%	0.00%
Distribution (kW)	500	\$ 0.0061	\$ 3.05	500	\$ 0.0062	\$ 3.10	\$ 0.05	1.64%	15.13%
Regulatory Assets (kWh)	100,000	\$ -	\$ -	100,000	\$ -	\$ -	\$ -	0.00%	0.00%
Regulatory Assets (kW)	500	-\$ 0.0011	-\$ 0.55	500	-\$ 0.0011	-\$ 0.55	\$ -	0.00%	-2.68%
<b>Sub-Total</b>			<b>\$ 29.59</b>			<b>\$ 29.89</b>	<b>\$ 0.30</b>	<b>1.01%</b>	<b>0.36%</b>
Other Charges (kWh)	104060	\$ 0.0132	\$ 1,373.59	104060	\$ 0.0132	\$ 1,373.59	\$ -	0.00%	16.41%
Other Charges (kW)	520	\$ 0.0062	\$ 3.23	520	\$ 0.0062	\$ 3.23	\$ -	0.00%	0.04%

Cost of Power Commodity (kWh)	750	\$ 0.0580	\$ 43.50	750	\$ 0.0580	\$ 43.50	\$ -	0.00%	0.52%
Cost of Power Commodity (kWh)	103,310	\$ 0.0670	\$ 6,921.77	103,310	\$ 0.0670	\$ 6,921.77	\$ -	0.00%	82.68%
<b>Total Bill before Taxes</b>			<b>\$ 8,371.68</b>			<b>\$ 8,371.98</b>	<b>\$ 0.30</b>	<b>0.00%</b>	<b>100%</b>
<b>GST (2006 - 7%, 2007 - 6%)</b>			<b>\$ 530.21</b>			<b>\$ 502.32</b>	<b>-\$ 27.89</b>	<b>-5.26%</b>	
<b>Total Bill after Taxes</b>			<b>\$ 8,901.88</b>			<b>\$ 8,874.30</b>	<b>-\$ 27.59</b>	<b>-0.31%</b>	

### Unmetered Scattered Load

<b>Consumption</b>	400,000 kWh 1000 kW	<b>Loss Factor 1.0406</b>
--------------------	------------------------	---------------------------

	2006 BILL			2007 BILL			IMPACT		
	Volume	RATE \$	CHARGE \$	Volume	RATE \$	CHARGE \$	\$	%	% of Total Bill
Monthly Service Charge			\$ 27.09			\$ 27.34	\$ 0.25	0.92%	133.45%
Distribution (kWh)	400,000	\$ -	\$ -	400,000	\$ -	\$ -	\$ -	0.00%	0.00%
Distribution (kW)	1,000	\$ 0.0061	\$ 6.10	1,000	\$ 0.0062	\$ 6.20	\$ 0.10	1.64%	30.26%
Regulatory Assets (kWh)	400,000	\$ -	\$ -	400,000	\$ -	\$ -	\$ -	0.00%	0.00%
Regulatory Assets (kW)	1,000	-\$ 0.0011	-\$ 1.10	1,000	-\$ 0.0011	-\$ 1.10	\$ -	0.00%	-5.37%
<b>Sub-Total</b>			<b>\$ 32.09</b>			<b>\$ 32.44</b>	<b>\$ 0.35</b>	<b>1.09%</b>	<b>0.10%</b>
Other Charges (kWh)	416240	\$ 0.0132	\$ 5,494.37	416240	\$ 0.0132	\$ 5,494.37	\$ -	0.00%	16.44%
Other Charges (kW)	1,041	\$ 0.0062	\$ 6.45	1,041	\$ 0.0062	\$ 6.45	\$ -	0.00%	0.02%
Cost of Power Commodity (kWh)	750	\$ 0.0580	\$ 43.50	750	\$ 0.0580	\$ 43.50	\$ -	0.00%	0.13%
Cost of Power Commodity (kWh)	415,490	\$ 0.0670	\$ 27,837.83	415,490	\$ 0.0670	\$ 27,837.83	\$ -	0.00%	83.31%
<b>Total Bill before Taxes</b>			<b>\$ 33,414.24</b>			<b>\$ 33,414.59</b>	<b>\$ 0.35</b>	<b>0.00%</b>	<b>100%</b>
<b>GST (2006 - 7%, 2007 - 6%)</b>			<b>\$ 2,116.24</b>			<b>\$ 2,004.88</b>	<b>-\$ 111.36</b>	<b>-5.26%</b>	
<b>Total Bill after Taxes</b>			<b>\$ 35,530.47</b>			<b>\$ 35,419.47</b>	<b>-\$ 111.01</b>	<b>-0.31%</b>	

### Unmetered Scattered Load

<b>Consumption</b>	1,000,000 kWh 3000 kW	<b>Loss Factor 1.0406</b>
--------------------	--------------------------	---------------------------

	2006 BILL			2007 BILL			IMPACT		
	Volume	RATE \$	CHARGE \$	Volume	RATE \$	CHARGE \$	\$	%	% of Total Bill
Monthly Service Charge			\$ 27.09			\$ 27.34	\$ 0.25	0.92%	133.45%
Distribution (kWh)	1,000,000	\$ -	\$ -	1,000,000	\$ -	\$ -	\$ -	0.00%	0.00%
Distribution (kW)	3,000	\$ 0.0061	\$ 18.30	3,000	\$ 0.0062	\$ 18.60	\$ 0.30	1.64%	90.79%
Regulatory Assets (kWh)	1,000,000	\$ -	\$ -	1,000,000	\$ -	\$ -	\$ -	0.00%	0.00%
Regulatory Assets (kW)	3,000	-\$ 0.0011	-\$ 3.30	3,000	-\$ 0.0011	-\$ 3.30	\$ -	0.00%	-16.11%
<b>Sub-Total</b>			<b>\$ 42.09</b>			<b>\$ 42.64</b>	<b>\$ 0.55</b>	<b>1.31%</b>	<b>0.05%</b>
Other Charges (kWh)	1040600	\$ 0.0132	\$ 13,735.92	1040600	\$ 0.0132	\$ 13,735.92	\$ -	0.00%	16.45%
Other Charges (kW)	3,122	\$ 0.0062	\$ 19.36	3,122	\$ 0.0062	\$ 19.36	\$ -	0.00%	0.02%
Cost of Power Commodity (kWh)	750	\$ 0.0580	\$ 43.50	750	\$ 0.0580	\$ 43.50	\$ -	0.00%	0.05%
Cost of Power Commodity (kWh)	1,039,850	\$ 0.0670	\$ 69,669.95	1,039,850	\$ 0.0670	\$ 69,669.95	\$ -	0.00%	83.43%
<b>Total Bill before Taxes</b>			<b>\$ 83,510.82</b>			<b>\$ 83,511.37</b>	<b>\$ 0.55</b>	<b>0.00%</b>	<b>100%</b>
<b>GST (2006 - 7%, 2007 - 6%)</b>			<b>\$ 5,289.02</b>			<b>\$ 5,010.68</b>	<b>-\$ 278.34</b>	<b>-5.26%</b>	
<b>Total Bill after Taxes</b>			<b>\$ 88,799.83</b>			<b>\$ 88,522.05</b>	<b>-\$ 277.79</b>	<b>-0.31%</b>	

### Unmetered Scattered Load

<b>Consumption</b>	1,500,000 kWh 4000 kW	<b>Loss Factor 1.0406</b>
--------------------	--------------------------	---------------------------

	2006 BILL			2007 BILL			IMPACT		
	Volume	RATE \$	CHARGE \$	Volume	RATE \$	CHARGE \$	\$	%	% of Total Bill

Monthly Service Charge			\$ 27.09			\$ 27.34	\$ 0.25	0.92%	133.45%
Distribution (kWh)	1,500,000	\$ -	\$ -	1,500,000	\$ -	\$ -	\$ -	0.00%	0.00%
Distribution (kW)	4,000	\$ 0.0061	\$ 24.40	4,000	\$ 0.0062	\$ 24.80	\$ 0.40	1.64%	121.05%
Regulatory Assets (kWh)	1,500,000	\$ -	\$ -	1,500,000	\$ -	\$ -	\$ -	0.00%	0.00%
Regulatory Assets (kW)	4,000	-\$ 0.0011	-\$ 4.40	4,000	-\$ 0.0011	-\$ 4.40	\$ -	0.00%	-21.48%
<b>Sub-Total</b>			<b>\$ 47.09</b>			<b>\$ 47.74</b>	<b>\$ 0.65</b>	<b>1.38%</b>	<b>0.04%</b>
Other Charges (kWh)	1560900	\$ 0.0132	\$ 20,603.88	1560900	\$ 0.0132	\$ 20,603.88	\$ -	0.00%	16.45%
Other Charges (kW)	4,162	\$ 0.0062	\$ 25.81	4,162	\$ 0.0062	\$ 25.81	\$ -	0.00%	0.02%
Cost of Power Commodity (kWh)	750	\$ 0.0580	\$ 43.50	750	\$ 0.0580	\$ 43.50	\$ -	0.00%	0.03%
Cost of Power Commodity (kW)	1,560,150	\$ 0.0670	\$ 104,530.05	1,560,150	\$ 0.0670	\$ 104,530.05	\$ -	0.00%	83.46%
<b>Total Bill before Taxes</b>			<b>\$ 125,250.33</b>			<b>\$ 125,250.98</b>	<b>\$ 0.65</b>	<b>0.00%</b>	<b>100%</b>
<b>GST (2006 - 7%, 2007 - 6%)</b>			<b>\$ 7,932.52</b>			<b>\$ 7,515.06</b>	<b>-\$ 417.46</b>	<b>-5.26%</b>	
<b>Total Bill after Taxes</b>			<b>\$ 133,182.85</b>			<b>\$ 132,766.04</b>	<b>-\$ 416.81</b>	<b>-0.31%</b>	

### Street Lighting

<b>Consumption</b>	15,000 kWh 60 kW	<b>Loss Factor 1.0406</b>
--------------------	---------------------	---------------------------

	2006 BILL			2007 BILL			IMPACT		
	Volume	RATE \$	CHARGE \$	Volume	RATE \$	CHARGE \$	\$	%	% of Total Bill
Monthly Service Charge			\$ 1.09			\$ 1.10	\$ 0.01	0.92%	5.37%
Distribution (kWh)	15,000	\$ -	\$ -	15,000	\$ -	\$ -	\$ -	0.00%	0.00%
Distribution (kW)	60	\$ 2.8467	\$ 170.80	60	\$ 2.8729	\$ 172.37	\$ 1.57	0.92%	841.38%
Regulatory Assets (kWh)	15,000	\$ -	\$ -	15,000	\$ -	\$ -	\$ -	0.00%	0.00%
Regulatory Assets (kW)	60	-\$ 0.4456	-\$ 26.74	60	-\$ 0.4456	-\$ 26.74	\$ -	0.00%	-130.50%
<b>Sub-Total</b>			<b>\$ 145.16</b>			<b>\$ 146.74</b>	<b>\$ 1.58</b>	<b>1.09%</b>	<b>9.70%</b>
Other Charges (kWh)	15609	\$ 0.0132	\$ 206.04	15609	\$ 0.0132	\$ 206.04	\$ -	0.00%	13.63%
Other Charges (kW)	62	\$ 1.9259	\$ 120.25	62	\$ 1.9259	\$ 120.25	\$ -	0.00%	7.95%
Cost of Power Commodity (kWh)	750	\$ 0.0580	\$ 43.50	750	\$ 0.0580	\$ 43.50	\$ -	0.00%	2.88%
Cost of Power Commodity (kW)	14,859	\$ 0.0670	\$ 995.55	14,859	\$ 0.0670	\$ 995.55	\$ -	0.00%	65.84%
<b>Total Bill before Taxes</b>			<b>\$ 1,510.49</b>			<b>\$ 1,512.08</b>	<b>\$ 1.58</b>	<b>0.10%</b>	<b>100%</b>
<b>GST (2006 - 7%, 2007 - 6%)</b>			<b>\$ 95.66</b>			<b>\$ 90.72</b>	<b>-\$ 4.94</b>	<b>-5.16%</b>	
<b>Total Bill after Taxes</b>			<b>\$ 1,606.16</b>			<b>\$ 1,602.80</b>	<b>-\$ 3.36</b>	<b>-0.21%</b>	

### Street Lighting

<b>Consumption</b>	40,000 kWh 100 kW	<b>Loss Factor 1.0406</b>
--------------------	----------------------	---------------------------

	2006 BILL			2007 BILL			IMPACT		
	Volume	RATE \$	CHARGE \$	Volume	RATE \$	CHARGE \$	\$	%	% of Total Bill
Monthly Service Charge			\$ 1.09			\$ 1.10	\$ 0.01	0.92%	5.37%
Distribution (kWh)	40,000	\$ -	\$ -	40,000	\$ -	\$ -	\$ -	0.00%	0.00%
Distribution (kW)	100	\$ 2.8467	\$ 284.67	100	\$ 2.8729	\$ 287.29	\$ 2.62	0.92%	1402.30%
Regulatory Assets (kWh)	40,000	\$ -	\$ -	40,000	\$ -	\$ -	\$ -	0.00%	0.00%
Regulatory Assets (kW)	100	-\$ 0.4456	-\$ 44.56	100	-\$ 0.4456	-\$ 44.56	\$ -	0.00%	-217.50%
<b>Sub-Total</b>			<b>\$ 241.20</b>			<b>\$ 243.83</b>	<b>\$ 2.63</b>	<b>1.09%</b>	<b>6.46%</b>
Other Charges (kWh)	41624	\$ 0.0132	\$ 549.44	41624	\$ 0.0132	\$ 549.44	\$ -	0.00%	14.55%
Other Charges (kW)	104	\$ 1.9259	\$ 200.41	104	\$ 1.9259	\$ 200.41	\$ -	0.00%	5.31%
Cost of Power Commodity (kWh)	750	\$ 0.0580	\$ 43.50	750	\$ 0.0580	\$ 43.50	\$ -	0.00%	1.15%
Cost of Power Commodity (kW)	40,874	\$ 0.0670	\$ 2,738.56	40,874	\$ 0.0670	\$ 2,738.56	\$ -	0.00%	72.53%
<b>Total Bill before Taxes</b>			<b>\$ 3,773.10</b>			<b>\$ 3,775.73</b>	<b>\$ 2.63</b>	<b>0.07%</b>	<b>100%</b>
<b>GST (2006 - 7%, 2007 - 6%)</b>			<b>\$ 238.96</b>			<b>\$ 226.54</b>	<b>-\$ 12.42</b>	<b>-5.20%</b>	
<b>Total Bill after Taxes</b>			<b>\$ 4,012.07</b>			<b>\$ 4,002.28</b>	<b>-\$ 9.79</b>	<b>-0.24%</b>	

**Street Lighting**

**Consumption**      100,000 kWh  
500 kW      **Loss Factor 1.0406**

	2006 BILL			2007 BILL			IMPACT		
	Volume	RATE \$	CHARGE \$	Volume	RATE \$	CHARGE \$	\$	%	% of Total Bill
Monthly Service Charge			\$ 1.09			\$ 1.10	\$ 0.01	0.92%	5.37%
Distribution (kWh)	100,000	\$ -	\$ -	100,000	\$ -	\$ -	\$ -	0.00%	0.00%
Distribution (kW)	500	\$ 2.8467	\$ 1,423.35	500	\$ 2.8729	\$ 1,436.45	\$ 13.10	0.92%	7011.49%
Regulatory Assets (kWh)	100,000	\$ -	\$ -	100,000	\$ -	\$ -	\$ -	0.00%	0.00%
Regulatory Assets (kW)	500	-\$ 0.4456	-\$ 222.80	500	-\$ 0.4456	-\$ 222.80	\$ -	0.00%	-1087.51%
<b>Sub-Total</b>			<b>\$ 1,201.64</b>			<b>\$ 1,214.75</b>	<b>\$ 13.11</b>	<b>1.09%</b>	<b>11.51%</b>
Other Charges (kWh)	104060	\$ 0.0132	\$ 1,373.59	104060	\$ 0.0132	\$ 1,373.59	\$ -	0.00%	13.01%
Other Charges (kW)	520	\$ 1.9259	\$ 1,002.05	520	\$ 1.9259	\$ 1,002.05	\$ -	0.00%	9.49%
Cost of Power Commodity (kWh)	750	\$ 0.0580	\$ 43.50	750	\$ 0.0580	\$ 43.50	\$ -	0.00%	0.41%
Cost of Power Commodity (kW)	103,310	\$ 0.0670	\$ 6,921.77	103,310	\$ 0.0670	\$ 6,921.77	\$ -	0.00%	65.57%
<b>Total Bill before Taxes</b>			<b>\$ 10,542.55</b>			<b>\$ 10,555.66</b>	<b>\$ 13.11</b>	<b>0.12%</b>	<b>100%</b>
<b>GST (2006 - 7%, 2007 - 6%)</b>			<b>\$ 667.69</b>			<b>\$ 633.34</b>	<b>-\$ 34.36</b>	<b>-5.15%</b>	
<b>Total Bill after Taxes</b>			<b>\$ 11,210.24</b>			<b>\$ 11,189.00</b>	<b>-\$ 21.25</b>	<b>-0.19%</b>	

**Street Lighting**

**Consumption**      400,000 kWh  
1000 kW      **Loss Factor 1.0406**

	2006 BILL			2007 BILL			IMPACT		
	Volume	RATE \$	CHARGE \$	Volume	RATE \$	CHARGE \$	\$	%	% of Total Bill
Monthly Service Charge			\$ 1.09			\$ 1.10	\$ 0.01	0.92%	5.37%
Distribution (kWh)	400,000	\$ -	\$ -	400,000	\$ -	\$ -	\$ -	0.00%	0.00%
Distribution (kW)	1,000	\$ 2.8467	\$ 2,846.70	1,000	\$ 2.8729	\$ 2,872.90	\$ 26.20	0.92%	14022.98%
Regulatory Assets (kWh)	400,000	\$ -	\$ -	400,000	\$ -	\$ -	\$ -	0.00%	0.00%
Regulatory Assets (kW)	1,000	-\$ 0.4456	-\$ 445.60	1,000	-\$ 0.4456	-\$ 445.60	\$ -	0.00%	-2175.03%
<b>Sub-Total</b>			<b>\$ 2,402.19</b>			<b>\$ 2,428.40</b>	<b>\$ 26.21</b>	<b>1.09%</b>	<b>6.42%</b>
Other Charges (kWh)	416240	\$ 0.0132	\$ 5,494.37	416240	\$ 0.0132	\$ 5,494.37	\$ -	0.00%	14.53%
Other Charges (kW)	1,041	\$ 1.9259	\$ 2,004.09	1,041	\$ 1.9259	\$ 2,004.09	\$ -	0.00%	5.30%
Cost of Power Commodity (kWh)	750	\$ 0.0580	\$ 43.50	750	\$ 0.0580	\$ 43.50	\$ -	0.00%	0.12%
Cost of Power Commodity (kW)	415,490	\$ 0.0670	\$ 27,837.83	415,490	\$ 0.0670	\$ 27,837.83	\$ -	0.00%	73.63%
<b>Total Bill before Taxes</b>			<b>\$ 37,781.98</b>			<b>\$ 37,808.19</b>	<b>\$ 26.21</b>	<b>0.07%</b>	<b>100%</b>
<b>GST (2006 - 7%, 2007 - 6%)</b>			<b>\$ 2,392.86</b>			<b>\$ 2,268.49</b>	<b>-\$ 124.37</b>	<b>-5.20%</b>	
<b>Total Bill after Taxes</b>			<b>\$ 40,174.84</b>			<b>\$ 40,076.68</b>	<b>-\$ 98.16</b>	<b>-0.24%</b>	

**Street Lighting**

**Consumption**      1,000,000 kWh  
3000 kW      **Loss Factor 1.0406**

	2006 BILL			2007 BILL			IMPACT		
	Volume	RATE \$	CHARGE \$	Volume	RATE \$	CHARGE \$	\$	%	% of Total Bill
Monthly Service Charge			\$ 1.09			\$ 1.10	\$ 0.01	0.92%	5.37%
Distribution (kWh)	1,000,000	\$ -	\$ -	1,000,000	\$ -	\$ -	\$ -	0.00%	0.00%
Distribution (kW)	3,000	\$ 2.8467	\$ 8,540.10	3,000	\$ 2.8729	\$ 8,618.70	\$ 78.60	0.92%	42068.94%
Regulatory Assets (kWh)	1,000,000	\$ -	\$ -	1,000,000	\$ -	\$ -	\$ -	0.00%	0.00%
Regulatory Assets (kW)	3,000	-\$ 0.4456	-\$ 1,336.80	3,000	-\$ 0.4456	-\$ 1,336.80	\$ -	0.00%	-6525.09%
<b>Sub-Total</b>			<b>\$ 7,204.39</b>			<b>\$ 7,283.00</b>	<b>\$ 78.61</b>	<b>1.09%</b>	<b>7.53%</b>
Other Charges (kWh)	1040600	\$ 0.0132	\$ 13,735.92	1040600	\$ 0.0132	\$ 13,735.92	\$ -	0.00%	14.20%
Other Charges (kW)	3,122	\$ 1.9259	\$ 6,012.27	3,122	\$ 1.9259	\$ 6,012.27	\$ -	0.00%	6.21%

Cost of Power Commodity (kWh)	750	\$ 0.0580	\$ 43.50	750	\$ 0.0580	\$ 43.50	\$ -	0.00%	0.04%
Cost of Power Commodity (kWh)	1,039,850	\$ 0.0670	\$ 69,669.95	1,039,850	\$ 0.0670	\$ 69,669.95	\$ -	0.00%	72.01%
<b>Total Bill before Taxes</b>			<b>\$ 96,666.03</b>			<b>\$ 96,744.64</b>	<b>\$ 78.61</b>	<b>0.08%</b>	<b>100%</b>
<b>GST (2006 - 7%, 2007 - 6%)</b>			<b>\$ 6,122.18</b>			<b>\$ 5,804.68</b>	<b>-\$ 317.50</b>	<b>-5.19%</b>	
<b>Total Bill after Taxes</b>			<b>\$ 102,788.22</b>			<b>\$ 102,549.32</b>	<b>-\$ 238.89</b>	<b>-0.23%</b>	

### Street Lighting

<b>Consumption</b>	1,500,000 kWh 4000 kW	<b>Loss Factor 1.0406</b>
--------------------	--------------------------	---------------------------

	2006 BILL			2007 BILL			IMPACT		
	Volume	RATE \$	CHARGE \$	Volume	RATE \$	CHARGE \$	\$	%	% of Total Bill
Monthly Service Charge			\$ 1.09			\$ 1.10	\$ 0.01	0.92%	5.37%
Distribution (kWh)	1,500,000	\$ -	\$ -	1,500,000	\$ -	\$ -	\$ -	0.00%	0.00%
Distribution (kW)	4,000	\$ 2.8467	\$ 11,386.80	4,000	\$ 2.8729	\$ 11,491.60	\$ 104.80	0.92%	56091.92%
Regulatory Assets (kWh)	1,500,000	\$ -	\$ -	1,500,000	\$ -	\$ -	\$ -	0.00%	0.00%
Regulatory Assets (kW)	4,000	-\$ 0.4456	-\$ 1,782.40	4,000	-\$ 0.4456	-\$ 1,782.40	\$ -	0.00%	-8700.11%
<b>Sub-Total</b>			<b>\$ 9,605.49</b>			<b>\$ 9,710.30</b>	<b>\$ 104.81</b>	<b>1.09%</b>	<b>6.79%</b>
Other Charges (kWh)	1560900	\$ 0.0132	\$ 20,603.88	1560900	\$ 0.0132	\$ 20,603.88	\$ -	0.00%	14.42%
Other Charges (kW)	4,162	\$ 1.9259	\$ 8,016.37	4,162	\$ 1.9259	\$ 8,016.37	\$ -	0.00%	5.61%
Cost of Power Commodity (kWh)	750	\$ 0.0580	\$ 43.50	750	\$ 0.0580	\$ 43.50	\$ -	0.00%	0.03%
Cost of Power Commodity (kWh)	1,560,150	\$ 0.0670	\$ 104,530.05	1,560,150	\$ 0.0670	\$ 104,530.05	\$ -	0.00%	73.15%
<b>Total Bill before Taxes</b>			<b>\$ 142,799.29</b>			<b>\$ 142,904.10</b>	<b>\$ 104.81</b>	<b>0.07%</b>	<b>100%</b>
<b>GST (2006 - 7%, 2007 - 6%)</b>			<b>\$ 9,043.95</b>			<b>\$ 8,574.25</b>	<b>-\$ 469.71</b>	<b>-5.19%</b>	
<b>Total Bill after Taxes</b>			<b>\$ 151,843.24</b>			<b>\$ 151,478.34</b>	<b>-\$ 364.90</b>	<b>-0.24%</b>	

0

<b>Consumption</b>	100,000 kWh 500 kW	<b>Loss Factor 1.0406</b>
--------------------	-----------------------	---------------------------

	2006 BILL			2007 BILL			IMPACT		
	Volume	RATE \$	CHARGE \$	Volume	RATE \$	CHARGE \$	\$	%	% of Total Bill
Monthly Service Charge			#N/A			#N/A	#N/A	0.00%	#N/A
Distribution (kWh)	100,000	\$ -	\$ -	100,000	\$ -	\$ -	\$ -	0.00%	0.00%
Distribution (kW)	500	#N/A	#N/A	500	#N/A	#N/A	#N/A	0.00%	#N/A
Regulatory Assets (kWh)	100,000	\$ -	\$ -	100,000	\$ -	\$ -	\$ -	0.00%	0.00%
Regulatory Assets (kW)	500	#N/A	#N/A	500	#N/A	#N/A	#N/A	0.00%	#N/A
<b>Sub-Total</b>			<b>#N/A</b>			<b>#N/A</b>	<b>#N/A</b>	<b>#N/A</b>	<b>#N/A</b>
Other Charges (kWh)	104060	\$ 0.0132	\$ 1,373.59	104060	\$ 0.0132	\$ 1,373.59	\$ -	0.00%	#N/A
Other Charges (kW)	520	#N/A	#N/A	520	#N/A	#N/A	#N/A	0.00%	#N/A
Cost of Power Commodity (kWh)	750	\$ 0.0580	\$ 43.50	750	\$ 0.0580	\$ 43.50	\$ -	0.00%	#N/A
Cost of Power Commodity (kWh)	103,310	\$ 0.0670	\$ 6,921.77	103,310	\$ 0.0670	\$ 6,921.77	\$ -	0.00%	#N/A
<b>Total Bill before Taxes</b>			<b>#N/A</b>			<b>#N/A</b>	<b>#N/A</b>	<b>0.00%</b>	<b>#N/A</b>
<b>GST (2006 - 7%, 2007 - 6%)</b>			<b>#N/A</b>			<b>#N/A</b>	<b>#N/A</b>	<b>0.00%</b>	
<b>Total Bill after Taxes</b>			<b>#N/A</b>			<b>#N/A</b>	<b>#N/A</b>	<b>0.00%</b>	

0

<b>Consumption</b>	400,000 kWh 1000 kW	<b>Loss Factor 1.0406</b>
--------------------	------------------------	---------------------------

	2006 BILL			2007 BILL			IMPACT		
	Volume	RATE \$	CHARGE \$	Volume	RATE \$	CHARGE \$	\$	%	% of Total Bill

Monthly Service Charge			#N/A			#N/A	#N/A	0.00%	#N/A
Distribution (kWh)	400,000	\$ -	\$ -	400,000	\$ -	\$ -	\$ -	0.00%	0.00%
Distribution (kW)	1,000	#N/A	#N/A	1,000	#N/A	#N/A	#N/A	0.00%	#N/A
Regulatory Assets (kWh)	400,000	\$ -	\$ -	400,000	\$ -	\$ -	\$ -	0.00%	0.00%
Regulatory Assets (kW)	1,000	#N/A	#N/A	1,000	#N/A	#N/A	#N/A	0.00%	#N/A
<b>Sub-Total</b>			#N/A			#N/A	#N/A	#N/A	#N/A
Other Charges (kWh)	416240	\$ 0.0132	\$ 5,494.37	416240	\$ 0.0132	\$ 5,494.37	\$ -	0.00%	#N/A
Other Charges (kW)	1,041	#N/A	#N/A	1,041	#N/A	#N/A	#N/A	0.00%	#N/A
Cost of Power Commodity (kWh)	750	\$ 0.0580	\$ 43.50	750	\$ 0.0580	\$ 43.50	\$ -	0.00%	#N/A
Cost of Power Commodity (kW)	415,490	\$ 0.0670	\$ 27,837.83	415,490	\$ 0.0670	\$ 27,837.83	\$ -	0.00%	#N/A
<b>Total Bill before Taxes</b>			#N/A			#N/A	#N/A	<b>0.00%</b>	#N/A
<b>GST (2006 - 7%, 2007 - 6%)</b>			#N/A			#N/A	#N/A	<b>0.00%</b>	
<b>Total Bill after Taxes</b>			#N/A			#N/A	#N/A	<b>0.00%</b>	

0

<b>Consumption</b>	1,000,000 kWh 3000 kW	<b>Loss Factor 1.0406</b>
--------------------	--------------------------	---------------------------

	2006 BILL			2007 BILL			IMPACT		
	Volume	RATE \$	CHARGE \$	Volume	RATE \$	CHARGE \$	\$	%	% of Total Bill
Monthly Service Charge			#N/A			#N/A	#N/A	0.00%	#N/A
Distribution (kWh)	1,000,000	\$ -	\$ -	1,000,000	\$ -	\$ -	\$ -	0.00%	0.00%
Distribution (kW)	3,000	#N/A	#N/A	3,000	#N/A	#N/A	#N/A	0.00%	#N/A
Regulatory Assets (kWh)	1,000,000	\$ -	\$ -	1,000,000	\$ -	\$ -	\$ -	0.00%	0.00%
Regulatory Assets (kW)	3,000	#N/A	#N/A	3,000	#N/A	#N/A	#N/A	0.00%	#N/A
<b>Sub-Total</b>			#N/A			#N/A	#N/A	#N/A	#N/A
Other Charges (kWh)	1040600	\$ 0.0132	\$ 13,735.92	1040600	\$ 0.0132	\$ 13,735.92	\$ -	0.00%	#N/A
Other Charges (kW)	3,122	#N/A	#N/A	3,122	#N/A	#N/A	#N/A	0.00%	#N/A
Cost of Power Commodity (kWh)	750	\$ 0.0580	\$ 43.50	750	\$ 0.0580	\$ 43.50	\$ -	0.00%	#N/A
Cost of Power Commodity (kW)	1,039,850	\$ 0.0670	\$ 69,669.95	1,039,850	\$ 0.0670	\$ 69,669.95	\$ -	0.00%	#N/A
<b>Total Bill before Taxes</b>			#N/A			#N/A	#N/A	<b>0.00%</b>	#N/A
<b>GST (2006 - 7%, 2007 - 6%)</b>			#N/A			#N/A	#N/A	<b>0.00%</b>	
<b>Total Bill after Taxes</b>			#N/A			#N/A	#N/A	<b>0.00%</b>	

0

<b>Consumption</b>	1,500,000 kWh 4000 kW	<b>Loss Factor 1.0406</b>
--------------------	--------------------------	---------------------------

	2006 BILL			2007 BILL			IMPACT		
	Volume	RATE \$	CHARGE \$	Volume	RATE \$	CHARGE \$	\$	%	% of Total Bill
Monthly Service Charge			#N/A			#N/A	#N/A	0.00%	#N/A
Distribution (kWh)	1,500,000	\$ -	\$ -	1,500,000	\$ -	\$ -	\$ -	0.00%	0.00%
Distribution (kW)	4,000	#N/A	#N/A	4,000	#N/A	#N/A	#N/A	0.00%	#N/A
Regulatory Assets (kWh)	1,500,000	\$ -	\$ -	1,500,000	\$ -	\$ -	\$ -	0.00%	0.00%
Regulatory Assets (kW)	4,000	#N/A	#N/A	4,000	#N/A	#N/A	#N/A	0.00%	#N/A
<b>Sub-Total</b>			#N/A			#N/A	#N/A	#N/A	#N/A
Other Charges (kWh)	1560900	\$ 0.0132	\$ 20,603.88	1560900	\$ 0.0132	\$ 20,603.88	\$ -	0.00%	#N/A
Other Charges (kW)	4,162	#N/A	#N/A	4,162	#N/A	#N/A	#N/A	0.00%	#N/A
Cost of Power Commodity (kWh)	750	\$ 0.0580	\$ 43.50	750	\$ 0.0580	\$ 43.50	\$ -	0.00%	#N/A
Cost of Power Commodity (kW)	1,560,150	\$ 0.0670	\$ 104,530.05	1,560,150	\$ 0.0670	\$ 104,530.05	\$ -	0.00%	#N/A
<b>Total Bill before Taxes</b>			#N/A			#N/A	#N/A	<b>0.00%</b>	#N/A
<b>GST (2006 - 7%, 2007 - 6%)</b>			#N/A			#N/A	#N/A	<b>0.00%</b>	
<b>Total Bill after Taxes</b>			#N/A			#N/A	#N/A	<b>0.00%</b>	

0

<b>Consumption</b>	750 kWh 0 kW	<b>Loss Factor 1.0406</b>
--------------------	-----------------	---------------------------

	2006 BILL			2007 BILL			IMPACT		
	Volume	RATE \$	CHARGE \$	Volume	RATE \$	CHARGE \$	\$	%	% of Total Bill
Monthly Service Charge			#N/A			#N/A	#N/A	0.00%	#N/A
Distribution (kWh)	750	#N/A	#N/A	750	#N/A	#N/A	#N/A	0.00%	#N/A
Distribution (kW)	0	\$ -	\$ -	0	\$ -	\$ -	\$ -	0.00%	0.00%
Regulatory Assets (kWh)	750	#N/A	#N/A	750	#N/A	#N/A	#N/A	0.00%	#N/A
Regulatory Assets (kW)	0	\$ -	\$ -	0	\$ -	\$ -	\$ -	0.00%	0.00%
<b>Sub-Total</b>			<b>#N/A</b>			<b>#N/A</b>	<b>#N/A</b>	<b>#N/A</b>	<b>#N/A</b>
Other Charges (kWh)	780	#N/A	#N/A	780	#N/A	#N/A	#N/A	0.00%	#N/A
Other Charges (kW)	0	\$ -	\$ -	0	\$ -	\$ -	\$ -	0.00%	#N/A
Cost of Power Commodity (kWh)	750	\$ 0.0580	\$ 43.50	750	\$ 0.0580	\$ 43.50	\$ -	0.00%	#N/A
Cost of Power Commodity (kW)	30	\$ 0.0670	\$ 2.04	30	\$ 0.0670	\$ 2.04	\$ -	0.00%	#N/A
<b>Total Bill before Taxes</b>			<b>#N/A</b>			<b>#N/A</b>	<b>#N/A</b>	<b>0.00%</b>	<b>#N/A</b>
<b>GST (2006 - 7%, 2007 - 6%)</b>			<b>#N/A</b>			<b>#N/A</b>	<b>#N/A</b>	<b>0.00%</b>	
<b>Total Bill after Taxes</b>			<b>#N/A</b>			<b>#N/A</b>	<b>#N/A</b>	<b>0.00%</b>	

0

<b>Consumption</b>	1,000 kWh 0 kW	<b>Loss Factor 1.0406</b>
--------------------	-------------------	---------------------------

	2006 BILL			2007 BILL			IMPACT		
	Volume	RATE \$	CHARGE \$	Volume	RATE \$	CHARGE \$	\$	%	% of Total Bill
Monthly Service Charge			#N/A			#N/A	#N/A	0.00%	#N/A
Distribution (kWh)	1,000	#N/A	#N/A	1,000	#N/A	#N/A	#N/A	0.00%	#N/A
Distribution (kW)	0	\$ -	\$ -	0	\$ -	\$ -	\$ -	0.00%	0.00%
Regulatory Assets (kWh)	1,000	#N/A	#N/A	1,000	#N/A	#N/A	#N/A	0.00%	#N/A
Regulatory Assets (kW)	0	\$ -	\$ -	0	\$ -	\$ -	\$ -	0.00%	0.00%
<b>Sub-Total</b>			<b>#N/A</b>			<b>#N/A</b>	<b>#N/A</b>	<b>#N/A</b>	<b>#N/A</b>
Other Charges (kWh)	1041	#N/A	#N/A	1041	#N/A	#N/A	#N/A	0.00%	#N/A
Other Charges (kW)	0	\$ -	\$ -	0	\$ -	\$ -	\$ -	0.00%	#N/A
Cost of Power Commodity (kWh)	750	\$ 0.0580	\$ 43.50	750	\$ 0.0580	\$ 43.50	\$ -	0.00%	#N/A
Cost of Power Commodity (kW)	291	\$ 0.0670	\$ 19.47	291	\$ 0.0670	\$ 19.47	\$ -	0.00%	#N/A
<b>Total Bill before Taxes</b>			<b>#N/A</b>			<b>#N/A</b>	<b>#N/A</b>	<b>0.00%</b>	<b>#N/A</b>
<b>GST (2006 - 7%, 2007 - 6%)</b>			<b>#N/A</b>			<b>#N/A</b>	<b>#N/A</b>	<b>0.00%</b>	
<b>Total Bill after Taxes</b>			<b>#N/A</b>			<b>#N/A</b>	<b>#N/A</b>	<b>0.00%</b>	

0

<b>Consumption</b>	1,500 kWh 0 kW	<b>Loss Factor 1.0406</b>
--------------------	-------------------	---------------------------

	2006 BILL			2007 BILL			IMPACT		
	Volume	RATE \$	CHARGE \$	Volume	RATE \$	CHARGE \$	\$	%	% of Total Bill
Monthly Service Charge			#N/A			#N/A	#N/A	0.00%	#N/A
Distribution (kWh)	1,500	#N/A	#N/A	1,500	#N/A	#N/A	#N/A	0.00%	#N/A
Distribution (kW)	0	\$ -	\$ -	0	\$ -	\$ -	\$ -	0.00%	0.00%
Regulatory Assets (kWh)	1,500	#N/A	#N/A	1,500	#N/A	#N/A	#N/A	0.00%	#N/A
Regulatory Assets (kW)	0	\$ -	\$ -	0	\$ -	\$ -	\$ -	0.00%	0.00%
<b>Sub-Total</b>			<b>#N/A</b>			<b>#N/A</b>	<b>#N/A</b>	<b>#N/A</b>	<b>#N/A</b>
Other Charges (kWh)	1561	#N/A	#N/A	1561	#N/A	#N/A	#N/A	0.00%	#N/A
Other Charges (kW)	0	\$ -	\$ -	0	\$ -	\$ -	\$ -	0.00%	#N/A

Cost of Power Commodity (kWh)	750	\$ 0.0580	\$ 43.50	750	\$ 0.0580	\$ 43.50	\$ -	0.00%	#N/A
Cost of Power Commodity (kWh)	811	\$ 0.0670	\$ 54.33	811	\$ 0.0670	\$ 54.33	\$ -	0.00%	#N/A
<b>Total Bill before Taxes</b>			#N/A			#N/A	#N/A	0.00%	#N/A
<b>GST (2006 - 7%, 2007 - 6%)</b>			#N/A			#N/A	#N/A	0.00%	
<b>Total Bill after Taxes</b>			#N/A			#N/A	#N/A	0.00%	

0

<b>Consumption</b>	2,000 kWh 0 kW	<b>Loss Factor 1.0406</b>
--------------------	-------------------	---------------------------

	2006 BILL			2007 BILL			IMPACT		
	Volume	RATE \$	CHARGE \$	Volume	RATE \$	CHARGE \$	\$	%	% of Total Bill
Monthly Service Charge			#N/A			#N/A	#N/A	0.00%	#N/A
Distribution (kWh)	2,000	#N/A	#N/A	2,000	#N/A	#N/A	#N/A	0.00%	#N/A
Distribution (kW)	0	\$ -	\$ -	0	\$ -	\$ -	\$ -	0.00%	0.00%
Regulatory Assets (kWh)	2,000	#N/A	#N/A	2,000	#N/A	#N/A	#N/A	0.00%	#N/A
Regulatory Assets (kW)	0	\$ -	\$ -	0	\$ -	\$ -	\$ -	0.00%	0.00%
<b>Sub-Total</b>			#N/A			#N/A	#N/A	#N/A	#N/A
Other Charges (kWh)	2081	#N/A	#N/A	2081	#N/A	#N/A	#N/A	0.00%	#N/A
Other Charges (kW)	0	\$ -	\$ -	0	\$ -	\$ -	\$ -	0.00%	#N/A
Cost of Power Commodity (kWh)	750	\$ 0.0580	\$ 43.50	750	\$ 0.0580	\$ 43.50	\$ -	0.00%	#N/A
Cost of Power Commodity (kWh)	1,331	\$ 0.0670	\$ 89.19	1,331	\$ 0.0670	\$ 89.19	\$ -	0.00%	#N/A
<b>Total Bill before Taxes</b>			#N/A			#N/A	#N/A	0.00%	#N/A
<b>GST (2006 - 7%, 2007 - 6%)</b>			#N/A			#N/A	#N/A	0.00%	
<b>Total Bill after Taxes</b>			#N/A			#N/A	#N/A	0.00%	

0

<b>Consumption</b>	750 kWh 0 kW	<b>Loss Factor 1.0406</b>
--------------------	-----------------	---------------------------

	2006 BILL			2007 BILL			IMPACT		
	Volume	RATE \$	CHARGE \$	Volume	RATE \$	CHARGE \$	\$	%	% of Total Bill
Monthly Service Charge			#N/A			#N/A	#N/A	0.00%	#N/A
Distribution (kWh)	750	#N/A	#N/A	750	#N/A	#N/A	#N/A	0.00%	#N/A
Distribution (kW)	0	\$ -	\$ -	0	\$ -	\$ -	\$ -	0.00%	0.00%
Regulatory Assets (kWh)	750	#N/A	#N/A	750	#N/A	#N/A	#N/A	0.00%	#N/A
Regulatory Assets (kW)	0	\$ -	\$ -	0	\$ -	\$ -	\$ -	0.00%	0.00%
<b>Sub-Total</b>			#N/A			#N/A	#N/A	#N/A	#N/A
Other Charges (kWh)	780	#N/A	#N/A	780	#N/A	#N/A	#N/A	0.00%	#N/A
Other Charges (kW)	0	\$ -	\$ -	0	\$ -	\$ -	\$ -	0.00%	#N/A
Cost of Power Commodity (kWh)	750	\$ 0.0580	\$ 43.50	750	\$ 0.0580	\$ 43.50	\$ -	0.00%	#N/A
Cost of Power Commodity (kWh)	30	\$ 0.0670	\$ 2.04	30	\$ 0.0670	\$ 2.04	\$ -	0.00%	#N/A
<b>Total Bill before Taxes</b>			#N/A			#N/A	#N/A	0.00%	#N/A
<b>GST (2006 - 7%, 2007 - 6%)</b>			#N/A			#N/A	#N/A	0.00%	
<b>Total Bill after Taxes</b>			#N/A			#N/A	#N/A	0.00%	

0

<b>Consumption</b>	1,000 kWh 0 kW	<b>Loss Factor 1.0406</b>
--------------------	-------------------	---------------------------

	2006 BILL			2007 BILL			IMPACT		
	Volume	RATE \$	CHARGE \$	Volume	RATE \$	CHARGE \$	\$	%	% of Total Bill



Monthly Service Charge			#N/A			#N/A	#N/A	0.00%	#N/A
Distribution (kWh)	1,000	#N/A	#N/A	1,000	#N/A	#N/A	#N/A	0.00%	#N/A
Distribution (kW)	0	\$ -	\$ -	0	\$ -	\$ -	\$ -	0.00%	0.00%
Regulatory Assets (kWh)	1,000	#N/A	#N/A	1,000	#N/A	#N/A	#N/A	0.00%	#N/A
Regulatory Assets (kW)	0	\$ -	\$ -	0	\$ -	\$ -	\$ -	0.00%	0.00%
<b>Sub-Total</b>			<b>#N/A</b>			<b>#N/A</b>	<b>#N/A</b>	<b>#N/A</b>	<b>#N/A</b>
Other Charges (kWh)	1041	#N/A	#N/A	1041	#N/A	#N/A	#N/A	0.00%	#N/A
Other Charges (kW)	0	\$ -	\$ -	0	\$ -	\$ -	\$ -	0.00%	#N/A
Cost of Power Commodity (kWh)	750	\$ 0.0580	\$ 43.50	750	\$ 0.0580	\$ 43.50	\$ -	0.00%	#N/A
Cost of Power Commodity (kW)	291	\$ 0.0670	\$ 19.47	291	\$ 0.0670	\$ 19.47	\$ -	0.00%	#N/A
<b>Total Bill before Taxes</b>			<b>#N/A</b>			<b>#N/A</b>	<b>#N/A</b>	<b>0.00%</b>	<b>#N/A</b>
<b>GST (2006 - 7%, 2007 - 6%)</b>			<b>#N/A</b>			<b>#N/A</b>	<b>#N/A</b>	<b>0.00%</b>	
<b>Total Bill after Taxes</b>			<b>#N/A</b>			<b>#N/A</b>	<b>#N/A</b>	<b>0.00%</b>	

0

<b>Consumption</b>	1,500 kWh 0 kW	<b>Loss Factor 1.0406</b>
--------------------	-------------------	---------------------------

	2006 BILL			2007 BILL			IMPACT		
	Volume	RATE \$	CHARGE \$	Volume	RATE \$	CHARGE \$	\$	%	% of Total Bill
Monthly Service Charge			#N/A			#N/A	#N/A	0.00%	#N/A
Distribution (kWh)	1,500	#N/A	#N/A	1,500	#N/A	#N/A	#N/A	0.00%	#N/A
Distribution (kW)	0	\$ -	\$ -	0	\$ -	\$ -	\$ -	0.00%	0.00%
Regulatory Assets (kWh)	1,500	#N/A	#N/A	1,500	#N/A	#N/A	#N/A	0.00%	#N/A
Regulatory Assets (kW)	0	\$ -	\$ -	0	\$ -	\$ -	\$ -	0.00%	0.00%
<b>Sub-Total</b>			<b>#N/A</b>			<b>#N/A</b>	<b>#N/A</b>	<b>#N/A</b>	<b>#N/A</b>
Other Charges (kWh)	1561	#N/A	#N/A	1561	#N/A	#N/A	#N/A	0.00%	#N/A
Other Charges (kW)	0	\$ -	\$ -	0	\$ -	\$ -	\$ -	0.00%	#N/A
Cost of Power Commodity (kWh)	750	\$ 0.0580	\$ 43.50	750	\$ 0.0580	\$ 43.50	\$ -	0.00%	#N/A
Cost of Power Commodity (kW)	811	\$ 0.0670	\$ 54.33	811	\$ 0.0670	\$ 54.33	\$ -	0.00%	#N/A
<b>Total Bill before Taxes</b>			<b>#N/A</b>			<b>#N/A</b>	<b>#N/A</b>	<b>0.00%</b>	<b>#N/A</b>
<b>GST (2006 - 7%, 2007 - 6%)</b>			<b>#N/A</b>			<b>#N/A</b>	<b>#N/A</b>	<b>0.00%</b>	
<b>Total Bill after Taxes</b>			<b>#N/A</b>			<b>#N/A</b>	<b>#N/A</b>	<b>0.00%</b>	

0

<b>Consumption</b>	2,000 kWh 0 kW	<b>Loss Factor 1.0406</b>
--------------------	-------------------	---------------------------

	2006 BILL			2007 BILL			IMPACT		
	Volume	RATE \$	CHARGE \$	Volume	RATE \$	CHARGE \$	\$	%	% of Total Bill
Monthly Service Charge			#N/A			#N/A	#N/A	0.00%	#N/A
Distribution (kWh)	2,000	#N/A	#N/A	2,000	#N/A	#N/A	#N/A	0.00%	#N/A
Distribution (kW)	0	\$ -	\$ -	0	\$ -	\$ -	\$ -	0.00%	0.00%
Regulatory Assets (kWh)	2,000	#N/A	#N/A	2,000	#N/A	#N/A	#N/A	0.00%	#N/A
Regulatory Assets (kW)	0	\$ -	\$ -	0	\$ -	\$ -	\$ -	0.00%	0.00%
<b>Sub-Total</b>			<b>#N/A</b>			<b>#N/A</b>	<b>#N/A</b>	<b>#N/A</b>	<b>#N/A</b>
Other Charges (kWh)	2081	#N/A	#N/A	2081	#N/A	#N/A	#N/A	0.00%	#N/A
Other Charges (kW)	0	\$ -	\$ -	0	\$ -	\$ -	\$ -	0.00%	#N/A
Cost of Power Commodity (kWh)	750	\$ 0.0580	\$ 43.50	750	\$ 0.0580	\$ 43.50	\$ -	0.00%	#N/A
Cost of Power Commodity (kW)	1,331	\$ 0.0670	\$ 89.19	1,331	\$ 0.0670	\$ 89.19	\$ -	0.00%	#N/A
<b>Total Bill before Taxes</b>			<b>#N/A</b>			<b>#N/A</b>	<b>#N/A</b>	<b>0.00%</b>	<b>#N/A</b>
<b>GST (2006 - 7%, 2007 - 6%)</b>			<b>#N/A</b>			<b>#N/A</b>	<b>#N/A</b>	<b>0.00%</b>	
<b>Total Bill after Taxes</b>			<b>#N/A</b>			<b>#N/A</b>	<b>#N/A</b>	<b>0.00%</b>	

0

<b>Consumption</b>	750 kWh 0 kW	<b>Loss Factor 1.0406</b>
--------------------	-----------------	---------------------------

	2006 BILL			2007 BILL			IMPACT		
	Volume	RATE \$	CHARGE \$	Volume	RATE \$	CHARGE \$	\$	%	% of Total Bill
Monthly Service Charge			#N/A			#N/A	#N/A	0.00%	#N/A
Distribution (kWh)	750	#N/A	#N/A	750	#N/A	#N/A	#N/A	0.00%	#N/A
Distribution (kW)	0	\$ -	\$ -	0	\$ -	\$ -	\$ -	0.00%	0.00%
Regulatory Assets (kWh)	750	#N/A	#N/A	750	#N/A	#N/A	#N/A	0.00%	#N/A
Regulatory Assets (kW)	0	\$ -	\$ -	0	\$ -	\$ -	\$ -	0.00%	0.00%
<b>Sub-Total</b>			<b>#N/A</b>			<b>#N/A</b>	<b>#N/A</b>	<b>#N/A</b>	<b>#N/A</b>
Other Charges (kWh)	780	#N/A	#N/A	780	#N/A	#N/A	#N/A	0.00%	#N/A
Other Charges (kW)	0	\$ -	\$ -	0	\$ -	\$ -	\$ -	0.00%	#N/A
Cost of Power Commodity (kWh)	750	\$ 0.0580	\$ 43.50	750	\$ 0.0580	\$ 43.50	\$ -	0.00%	#N/A
Cost of Power Commodity (kW)	30	\$ 0.0670	\$ 2.04	30	\$ 0.0670	\$ 2.04	\$ -	0.00%	#N/A
<b>Total Bill before Taxes</b>			<b>#N/A</b>			<b>#N/A</b>	<b>#N/A</b>	<b>0.00%</b>	<b>#N/A</b>
<b>GST (2006 - 7%, 2007 - 6%)</b>			<b>#N/A</b>			<b>#N/A</b>	<b>#N/A</b>	<b>0.00%</b>	
<b>Total Bill after Taxes</b>			<b>#N/A</b>			<b>#N/A</b>	<b>#N/A</b>	<b>0.00%</b>	

0

<b>Consumption</b>	1,000 kWh 0 kW	<b>Loss Factor 1.0406</b>
--------------------	-------------------	---------------------------

	2006 BILL			2007 BILL			IMPACT		
	Volume	RATE \$	CHARGE \$	Volume	RATE \$	CHARGE \$	\$	%	% of Total Bill
Monthly Service Charge			#N/A			#N/A	#N/A	0.00%	#N/A
Distribution (kWh)	1,000	#N/A	#N/A	1,000	#N/A	#N/A	#N/A	0.00%	#N/A
Distribution (kW)	0	\$ -	\$ -	0	\$ -	\$ -	\$ -	0.00%	0.00%
Regulatory Assets (kWh)	1,000	#N/A	#N/A	1,000	#N/A	#N/A	#N/A	0.00%	#N/A
Regulatory Assets (kW)	0	\$ -	\$ -	0	\$ -	\$ -	\$ -	0.00%	0.00%
<b>Sub-Total</b>			<b>#N/A</b>			<b>#N/A</b>	<b>#N/A</b>	<b>#N/A</b>	<b>#N/A</b>
Other Charges (kWh)	1041	#N/A	#N/A	1041	#N/A	#N/A	#N/A	0.00%	#N/A
Other Charges (kW)	0	\$ -	\$ -	0	\$ -	\$ -	\$ -	0.00%	#N/A
Cost of Power Commodity (kWh)	750	\$ 0.0580	\$ 43.50	750	\$ 0.0580	\$ 43.50	\$ -	0.00%	#N/A
Cost of Power Commodity (kW)	291	\$ 0.0670	\$ 19.47	291	\$ 0.0670	\$ 19.47	\$ -	0.00%	#N/A
<b>Total Bill before Taxes</b>			<b>#N/A</b>			<b>#N/A</b>	<b>#N/A</b>	<b>0.00%</b>	<b>#N/A</b>
<b>GST (2006 - 7%, 2007 - 6%)</b>			<b>#N/A</b>			<b>#N/A</b>	<b>#N/A</b>	<b>0.00%</b>	
<b>Total Bill after Taxes</b>			<b>#N/A</b>			<b>#N/A</b>	<b>#N/A</b>	<b>0.00%</b>	

0

<b>Consumption</b>	1,500 kWh 0 kW	<b>Loss Factor 1.0406</b>
--------------------	-------------------	---------------------------

	2006 BILL			2007 BILL			IMPACT		
	Volume	RATE \$	CHARGE \$	Volume	RATE \$	CHARGE \$	\$	%	% of Total Bill
Monthly Service Charge			#N/A			#N/A	#N/A	0.00%	#N/A
Distribution (kWh)	1,500	#N/A	#N/A	1,500	#N/A	#N/A	#N/A	0.00%	#N/A
Distribution (kW)	0	\$ -	\$ -	0	\$ -	\$ -	\$ -	0.00%	0.00%
Regulatory Assets (kWh)	1,500	#N/A	#N/A	1,500	#N/A	#N/A	#N/A	0.00%	#N/A
Regulatory Assets (kW)	0	\$ -	\$ -	0	\$ -	\$ -	\$ -	0.00%	0.00%
<b>Sub-Total</b>			<b>#N/A</b>			<b>#N/A</b>	<b>#N/A</b>	<b>#N/A</b>	<b>#N/A</b>
Other Charges (kWh)	1561	#N/A	#N/A	1561	#N/A	#N/A	#N/A	0.00%	#N/A
Other Charges (kW)	0	\$ -	\$ -	0	\$ -	\$ -	\$ -	0.00%	#N/A

Cost of Power Commodity (kWh)	750	\$ 0.0580	\$ 43.50	750	\$ 0.0580	\$ 43.50	\$ -	0.00%	#N/A
Cost of Power Commodity (kWh)	811	\$ 0.0670	\$ 54.33	811	\$ 0.0670	\$ 54.33	\$ -	0.00%	#N/A
<b>Total Bill before Taxes</b>			#N/A			#N/A	#N/A	0.00%	#N/A
<b>GST (2006 - 7%, 2007 - 6%)</b>			#N/A			#N/A	#N/A	0.00%	
<b>Total Bill after Taxes</b>			#N/A			#N/A	#N/A	0.00%	

0

<b>Consumption</b>	2,000 kWh 0 kW	<b>Loss Factor 1.0406</b>
--------------------	-------------------	---------------------------

	2006 BILL			2007 BILL			IMPACT		
	Volume	RATE \$	CHARGE \$	Volume	RATE \$	CHARGE \$	\$	%	% of Total Bill
Monthly Service Charge			#N/A			#N/A	#N/A	0.00%	#N/A
Distribution (kWh)	2,000	#N/A	#N/A	2,000	#N/A	#N/A	#N/A	0.00%	#N/A
Distribution (kW)	0	\$ -	\$ -	0	\$ -	\$ -	\$ -	0.00%	0.00%
Regulatory Assets (kWh)	2,000	#N/A	#N/A	2,000	#N/A	#N/A	#N/A	0.00%	#N/A
Regulatory Assets (kW)	0	\$ -	\$ -	0	\$ -	\$ -	\$ -	0.00%	0.00%
<b>Sub-Total</b>			#N/A			#N/A	#N/A	#N/A	#N/A
Other Charges (kWh)	2081	#N/A	#N/A	2081	#N/A	#N/A	#N/A	0.00%	#N/A
Other Charges (kW)	0	\$ -	\$ -	0	\$ -	\$ -	\$ -	0.00%	#N/A
Cost of Power Commodity (kWh)	750	\$ 0.0580	\$ 43.50	750	\$ 0.0580	\$ 43.50	\$ -	0.00%	#N/A
Cost of Power Commodity (kWh)	1,331	\$ 0.0670	\$ 89.19	1,331	\$ 0.0670	\$ 89.19	\$ -	0.00%	#N/A
<b>Total Bill before Taxes</b>			#N/A			#N/A	#N/A	0.00%	#N/A
<b>GST (2006 - 7%, 2007 - 6%)</b>			#N/A			#N/A	#N/A	0.00%	
<b>Total Bill after Taxes</b>			#N/A			#N/A	#N/A	0.00%	

0

<b>Consumption</b>	750 kWh 0 kW	<b>Loss Factor 1.0406</b>
--------------------	-----------------	---------------------------

	2006 BILL			2007 BILL			IMPACT		
	Volume	RATE \$	CHARGE \$	Volume	RATE \$	CHARGE \$	\$	%	% of Total Bill
Monthly Service Charge			#N/A			#N/A	#N/A	0.00%	#N/A
Distribution (kWh)	750	#N/A	#N/A	750	#N/A	#N/A	#N/A	0.00%	#N/A
Distribution (kW)	0	\$ -	\$ -	0	\$ -	\$ -	\$ -	0.00%	0.00%
Regulatory Assets (kWh)	750	#N/A	#N/A	750	#N/A	#N/A	#N/A	0.00%	#N/A
Regulatory Assets (kW)	0	\$ -	\$ -	0	\$ -	\$ -	\$ -	0.00%	0.00%
<b>Sub-Total</b>			#N/A			#N/A	#N/A	#N/A	#N/A
Other Charges (kWh)	780	#N/A	#N/A	780	#N/A	#N/A	#N/A	0.00%	#N/A
Other Charges (kW)	0	\$ -	\$ -	0	\$ -	\$ -	\$ -	0.00%	#N/A
Cost of Power Commodity (kWh)	750	\$ 0.0580	\$ 43.50	750	\$ 0.0580	\$ 43.50	\$ -	0.00%	#N/A
Cost of Power Commodity (kWh)	30	\$ 0.0670	\$ 2.04	30	\$ 0.0670	\$ 2.04	\$ -	0.00%	#N/A
<b>Total Bill before Taxes</b>			#N/A			#N/A	#N/A	0.00%	#N/A
<b>GST (2006 - 7%, 2007 - 6%)</b>			#N/A			#N/A	#N/A	0.00%	
<b>Total Bill after Taxes</b>			#N/A			#N/A	#N/A	0.00%	

0

<b>Consumption</b>	1,000 kWh 0 kW	<b>Loss Factor 1.0406</b>
--------------------	-------------------	---------------------------

	2006 BILL			2007 BILL			IMPACT		
	Volume	RATE \$	CHARGE \$	Volume	RATE \$	CHARGE \$	\$	%	% of Total Bill

Monthly Service Charge			#N/A			#N/A	#N/A	0.00%	#N/A
Distribution (kWh)	1,000	#N/A	#N/A	1,000	#N/A	#N/A	#N/A	0.00%	#N/A
Distribution (kW)	0	\$ -	\$ -	0	\$ -	\$ -	\$ -	0.00%	0.00%
Regulatory Assets (kWh)	1,000	#N/A	#N/A	1,000	#N/A	#N/A	#N/A	0.00%	#N/A
Regulatory Assets (kW)	0	\$ -	\$ -	0	\$ -	\$ -	\$ -	0.00%	0.00%
<b>Sub-Total</b>			<b>#N/A</b>			<b>#N/A</b>	<b>#N/A</b>	<b>#N/A</b>	<b>#N/A</b>
Other Charges (kWh)	1041	#N/A	#N/A	1041	#N/A	#N/A	#N/A	0.00%	#N/A
Other Charges (kW)	0	\$ -	\$ -	0	\$ -	\$ -	\$ -	0.00%	#N/A
Cost of Power Commodity (kWh)	750	\$ 0.0580	\$ 43.50	750	\$ 0.0580	\$ 43.50	\$ -	0.00%	#N/A
Cost of Power Commodity (kW)	291	\$ 0.0670	\$ 19.47	291	\$ 0.0670	\$ 19.47	\$ -	0.00%	#N/A
<b>Total Bill before Taxes</b>			<b>#N/A</b>			<b>#N/A</b>	<b>#N/A</b>	<b>0.00%</b>	<b>#N/A</b>
<b>GST (2006 - 7%, 2007 - 6%)</b>			<b>#N/A</b>			<b>#N/A</b>	<b>#N/A</b>	<b>0.00%</b>	
<b>Total Bill after Taxes</b>			<b>#N/A</b>			<b>#N/A</b>	<b>#N/A</b>	<b>0.00%</b>	

0

<b>Consumption</b>	1,500 kWh 0 kW	<b>Loss Factor 1.0406</b>
--------------------	-------------------	---------------------------

	2006 BILL			2007 BILL			IMPACT		
	Volume	RATE \$	CHARGE \$	Volume	RATE \$	CHARGE \$	\$	%	% of Total Bill
Monthly Service Charge			#N/A			#N/A	#N/A	0.00%	#N/A
Distribution (kWh)	1,500	#N/A	#N/A	1,500	#N/A	#N/A	#N/A	0.00%	#N/A
Distribution (kW)	0	\$ -	\$ -	0	\$ -	\$ -	\$ -	0.00%	0.00%
Regulatory Assets (kWh)	1,500	#N/A	#N/A	1,500	#N/A	#N/A	#N/A	0.00%	#N/A
Regulatory Assets (kW)	0	\$ -	\$ -	0	\$ -	\$ -	\$ -	0.00%	0.00%
<b>Sub-Total</b>			<b>#N/A</b>			<b>#N/A</b>	<b>#N/A</b>	<b>#N/A</b>	<b>#N/A</b>
Other Charges (kWh)	1561	#N/A	#N/A	1561	#N/A	#N/A	#N/A	0.00%	#N/A
Other Charges (kW)	0	\$ -	\$ -	0	\$ -	\$ -	\$ -	0.00%	#N/A
Cost of Power Commodity (kWh)	750	\$ 0.0580	\$ 43.50	750	\$ 0.0580	\$ 43.50	\$ -	0.00%	#N/A
Cost of Power Commodity (kW)	811	\$ 0.0670	\$ 54.33	811	\$ 0.0670	\$ 54.33	\$ -	0.00%	#N/A
<b>Total Bill before Taxes</b>			<b>#N/A</b>			<b>#N/A</b>	<b>#N/A</b>	<b>0.00%</b>	<b>#N/A</b>
<b>GST (2006 - 7%, 2007 - 6%)</b>			<b>#N/A</b>			<b>#N/A</b>	<b>#N/A</b>	<b>0.00%</b>	
<b>Total Bill after Taxes</b>			<b>#N/A</b>			<b>#N/A</b>	<b>#N/A</b>	<b>0.00%</b>	

0

<b>Consumption</b>	2,000 kWh 0 kW	<b>Loss Factor 1.0406</b>
--------------------	-------------------	---------------------------

	2006 BILL			2007 BILL			IMPACT		
	Volume	RATE \$	CHARGE \$	Volume	RATE \$	CHARGE \$	\$	%	% of Total Bill
Monthly Service Charge			#N/A			#N/A	#N/A	0.00%	#N/A
Distribution (kWh)	2,000	#N/A	#N/A	2,000	#N/A	#N/A	#N/A	0.00%	#N/A
Distribution (kW)	0	\$ -	\$ -	0	\$ -	\$ -	\$ -	0.00%	0.00%
Regulatory Assets (kWh)	2,000	#N/A	#N/A	2,000	#N/A	#N/A	#N/A	0.00%	#N/A
Regulatory Assets (kW)	0	\$ -	\$ -	0	\$ -	\$ -	\$ -	0.00%	0.00%
<b>Sub-Total</b>			<b>#N/A</b>			<b>#N/A</b>	<b>#N/A</b>	<b>#N/A</b>	<b>#N/A</b>
Other Charges (kWh)	2081	#N/A	#N/A	2081	#N/A	#N/A	#N/A	0.00%	#N/A
Other Charges (kW)	0	\$ -	\$ -	0	\$ -	\$ -	\$ -	0.00%	#N/A
Cost of Power Commodity (kWh)	750	\$ 0.0580	\$ 43.50	750	\$ 0.0580	\$ 43.50	\$ -	0.00%	#N/A
Cost of Power Commodity (kW)	1,331	\$ 0.0670	\$ 89.19	1,331	\$ 0.0670	\$ 89.19	\$ -	0.00%	#N/A
<b>Total Bill before Taxes</b>			<b>#N/A</b>			<b>#N/A</b>	<b>#N/A</b>	<b>0.00%</b>	<b>#N/A</b>
<b>GST (2006 - 7%, 2007 - 6%)</b>			<b>#N/A</b>			<b>#N/A</b>	<b>#N/A</b>	<b>0.00%</b>	
<b>Total Bill after Taxes</b>			<b>#N/A</b>			<b>#N/A</b>	<b>#N/A</b>	<b>0.00%</b>	

0

<b>Consumption</b>	750 kWh 0 kW	<b>Loss Factor 1.0406</b>
--------------------	-----------------	---------------------------

	2006 BILL			2007 BILL			IMPACT		
	Volume	RATE \$	CHARGE \$	Volume	RATE \$	CHARGE \$	\$	%	% of Total Bill
Monthly Service Charge			#N/A			#N/A	#N/A	0.00%	#N/A
Distribution (kWh)	750	#N/A	#N/A	750	#N/A	#N/A	#N/A	0.00%	#N/A
Distribution (kW)	0	\$ -	\$ -	0	\$ -	\$ -	\$ -	0.00%	0.00%
Regulatory Assets (kWh)	750	#N/A	#N/A	750	#N/A	#N/A	#N/A	0.00%	#N/A
Regulatory Assets (kW)	0	\$ -	\$ -	0	\$ -	\$ -	\$ -	0.00%	0.00%
<b>Sub-Total</b>			<b>#N/A</b>			<b>#N/A</b>	<b>#N/A</b>	<b>#N/A</b>	<b>#N/A</b>
Other Charges (kWh)	780	#N/A	#N/A	780	#N/A	#N/A	#N/A	0.00%	#N/A
Other Charges (kW)	0	\$ -	\$ -	0	\$ -	\$ -	\$ -	0.00%	#N/A
Cost of Power Commodity (kWh)	750	\$ 0.0580	\$ 43.50	750	\$ 0.0580	\$ 43.50	\$ -	0.00%	#N/A
Cost of Power Commodity (kW)	30	\$ 0.0670	\$ 2.04	30	\$ 0.0670	\$ 2.04	\$ -	0.00%	#N/A
<b>Total Bill before Taxes</b>			<b>#N/A</b>			<b>#N/A</b>	<b>#N/A</b>	<b>0.00%</b>	<b>#N/A</b>
<b>GST (2006 - 7%, 2007 - 6%)</b>			<b>#N/A</b>			<b>#N/A</b>	<b>#N/A</b>	<b>0.00%</b>	
<b>Total Bill after Taxes</b>			<b>#N/A</b>			<b>#N/A</b>	<b>#N/A</b>	<b>0.00%</b>	

0

<b>Consumption</b>	1,000 kWh 0 kW	<b>Loss Factor 1.0406</b>
--------------------	-------------------	---------------------------

	2006 BILL			2007 BILL			IMPACT		
	Volume	RATE \$	CHARGE \$	Volume	RATE \$	CHARGE \$	\$	%	% of Total Bill
Monthly Service Charge			#N/A			#N/A	#N/A	0.00%	#N/A
Distribution (kWh)	1,000	#N/A	#N/A	1,000	#N/A	#N/A	#N/A	0.00%	#N/A
Distribution (kW)	0	\$ -	\$ -	0	\$ -	\$ -	\$ -	0.00%	0.00%
Regulatory Assets (kWh)	1,000	#N/A	#N/A	1,000	#N/A	#N/A	#N/A	0.00%	#N/A
Regulatory Assets (kW)	0	\$ -	\$ -	0	\$ -	\$ -	\$ -	0.00%	0.00%
<b>Sub-Total</b>			<b>#N/A</b>			<b>#N/A</b>	<b>#N/A</b>	<b>#N/A</b>	<b>#N/A</b>
Other Charges (kWh)	1041	#N/A	#N/A	1041	#N/A	#N/A	#N/A	0.00%	#N/A
Other Charges (kW)	0	\$ -	\$ -	0	\$ -	\$ -	\$ -	0.00%	#N/A
Cost of Power Commodity (kWh)	750	\$ 0.0580	\$ 43.50	750	\$ 0.0580	\$ 43.50	\$ -	0.00%	#N/A
Cost of Power Commodity (kW)	291	\$ 0.0670	\$ 19.47	291	\$ 0.0670	\$ 19.47	\$ -	0.00%	#N/A
<b>Total Bill before Taxes</b>			<b>#N/A</b>			<b>#N/A</b>	<b>#N/A</b>	<b>0.00%</b>	<b>#N/A</b>
<b>GST (2006 - 7%, 2007 - 6%)</b>			<b>#N/A</b>			<b>#N/A</b>	<b>#N/A</b>	<b>0.00%</b>	
<b>Total Bill after Taxes</b>			<b>#N/A</b>			<b>#N/A</b>	<b>#N/A</b>	<b>0.00%</b>	

0

<b>Consumption</b>	1,500 kWh 0 kW	<b>Loss Factor 1.0406</b>
--------------------	-------------------	---------------------------

	2006 BILL			2007 BILL			IMPACT		
	Volume	RATE \$	CHARGE \$	Volume	RATE \$	CHARGE \$	\$	%	% of Total Bill
Monthly Service Charge			#N/A			#N/A	#N/A	0.00%	#N/A
Distribution (kWh)	1,500	#N/A	#N/A	1,500	#N/A	#N/A	#N/A	0.00%	#N/A
Distribution (kW)	0	\$ -	\$ -	0	\$ -	\$ -	\$ -	0.00%	0.00%
Regulatory Assets (kWh)	1,500	#N/A	#N/A	1,500	#N/A	#N/A	#N/A	0.00%	#N/A
Regulatory Assets (kW)	0	\$ -	\$ -	0	\$ -	\$ -	\$ -	0.00%	0.00%
<b>Sub-Total</b>			<b>#N/A</b>			<b>#N/A</b>	<b>#N/A</b>	<b>#N/A</b>	<b>#N/A</b>
Other Charges (kWh)	1561	#N/A	#N/A	1561	#N/A	#N/A	#N/A	0.00%	#N/A
Other Charges (kW)	0	\$ -	\$ -	0	\$ -	\$ -	\$ -	0.00%	#N/A

Cost of Power Commodity (kWh)	750	\$ 0.0580	\$ 43.50	750	\$ 0.0580	\$ 43.50	\$ -	0.00%	#N/A
Cost of Power Commodity (kWh)	811	\$ 0.0670	\$ 54.33	811	\$ 0.0670	\$ 54.33	\$ -	0.00%	#N/A
<b>Total Bill before Taxes</b>			#N/A			#N/A	#N/A	0.00%	#N/A
<b>GST (2006 - 7%, 2007 - 6%)</b>			#N/A			#N/A	#N/A	0.00%	
<b>Total Bill after Taxes</b>			#N/A			#N/A	#N/A	0.00%	

0

<b>Consumption</b>	2,000 kWh 0 kW	<b>Loss Factor 1.0406</b>
--------------------	-------------------	---------------------------

	2006 BILL			2007 BILL			IMPACT		
	Volume	RATE \$	CHARGE \$	Volume	RATE \$	CHARGE \$	\$	%	% of Total Bill
Monthly Service Charge			#N/A			#N/A	#N/A	0.00%	#N/A
Distribution (kWh)	2,000	#N/A	#N/A	2,000	#N/A	#N/A	#N/A	0.00%	#N/A
Distribution (kW)	0	\$ -	\$ -	0	\$ -	\$ -	\$ -	0.00%	0.00%
Regulatory Assets (kWh)	2,000	#N/A	#N/A	2,000	#N/A	#N/A	#N/A	0.00%	#N/A
Regulatory Assets (kW)	0	\$ -	\$ -	0	\$ -	\$ -	\$ -	0.00%	0.00%
<b>Sub-Total</b>			#N/A			#N/A	#N/A	#N/A	#N/A
Other Charges (kWh)	2081	#N/A	#N/A	2081	#N/A	#N/A	#N/A	0.00%	#N/A
Other Charges (kW)	0	\$ -	\$ -	0	\$ -	\$ -	\$ -	0.00%	#N/A
Cost of Power Commodity (kWh)	750	\$ 0.0580	\$ 43.50	750	\$ 0.0580	\$ 43.50	\$ -	0.00%	#N/A
Cost of Power Commodity (kWh)	1,331	\$ 0.0670	\$ 89.19	1,331	\$ 0.0670	\$ 89.19	\$ -	0.00%	#N/A
<b>Total Bill before Taxes</b>			#N/A			#N/A	#N/A	0.00%	#N/A
<b>GST (2006 - 7%, 2007 - 6%)</b>			#N/A			#N/A	#N/A	0.00%	
<b>Total Bill after Taxes</b>			#N/A			#N/A	#N/A	0.00%	

0

<b>Consumption</b>	750 kWh 0 kW	<b>Loss Factor 1.0406</b>
--------------------	-----------------	---------------------------

	2006 BILL			2007 BILL			IMPACT		
	Volume	RATE \$	CHARGE \$	Volume	RATE \$	CHARGE \$	\$	%	% of Total Bill
Monthly Service Charge			#N/A			#N/A	#N/A	0.00%	#N/A
Distribution (kWh)	750	#N/A	#N/A	750	#N/A	#N/A	#N/A	0.00%	#N/A
Distribution (kW)	0	\$ -	\$ -	0	\$ -	\$ -	\$ -	0.00%	0.00%
Regulatory Assets (kWh)	750	#N/A	#N/A	750	#N/A	#N/A	#N/A	0.00%	#N/A
Regulatory Assets (kW)	0	\$ -	\$ -	0	\$ -	\$ -	\$ -	0.00%	0.00%
<b>Sub-Total</b>			#N/A			#N/A	#N/A	#N/A	#N/A
Other Charges (kWh)	780	#N/A	#N/A	780	#N/A	#N/A	#N/A	0.00%	#N/A
Other Charges (kW)	0	\$ -	\$ -	0	\$ -	\$ -	\$ -	0.00%	#N/A
Cost of Power Commodity (kWh)	750	\$ 0.0580	\$ 43.50	750	\$ 0.0580	\$ 43.50	\$ -	0.00%	#N/A
Cost of Power Commodity (kWh)	30	\$ 0.0670	\$ 2.04	30	\$ 0.0670	\$ 2.04	\$ -	0.00%	#N/A
<b>Total Bill before Taxes</b>			#N/A			#N/A	#N/A	0.00%	#N/A
<b>GST (2006 - 7%, 2007 - 6%)</b>			#N/A			#N/A	#N/A	0.00%	
<b>Total Bill after Taxes</b>			#N/A			#N/A	#N/A	0.00%	

0

<b>Consumption</b>	1,000 kWh 0 kW	<b>Loss Factor 1.0406</b>
--------------------	-------------------	---------------------------

	2006 BILL			2007 BILL			IMPACT		
	Volume	RATE \$	CHARGE \$	Volume	RATE \$	CHARGE \$	\$	%	% of Total Bill

Monthly Service Charge			#N/A			#N/A	#N/A	0.00%	#N/A
Distribution (kWh)	1,000	#N/A	#N/A	1,000	#N/A	#N/A	#N/A	0.00%	#N/A
Distribution (kW)	0	\$ -	\$ -	0	\$ -	\$ -	\$ -	0.00%	0.00%
Regulatory Assets (kWh)	1,000	#N/A	#N/A	1,000	#N/A	#N/A	#N/A	0.00%	#N/A
Regulatory Assets (kW)	0	\$ -	\$ -	0	\$ -	\$ -	\$ -	0.00%	0.00%
<b>Sub-Total</b>			<b>#N/A</b>			<b>#N/A</b>	<b>#N/A</b>	<b>#N/A</b>	<b>#N/A</b>
Other Charges (kWh)	1041	#N/A	#N/A	1041	#N/A	#N/A	#N/A	0.00%	#N/A
Other Charges (kW)	0	\$ -	\$ -	0	\$ -	\$ -	\$ -	0.00%	#N/A
Cost of Power Commodity (kWh)	750	\$ 0.0580	\$ 43.50	750	\$ 0.0580	\$ 43.50	\$ -	0.00%	#N/A
Cost of Power Commodity (kW)	291	\$ 0.0670	\$ 19.47	291	\$ 0.0670	\$ 19.47	\$ -	0.00%	#N/A
<b>Total Bill before Taxes</b>			<b>#N/A</b>			<b>#N/A</b>	<b>#N/A</b>	<b>0.00%</b>	<b>#N/A</b>
<b>GST (2006 - 7%, 2007 - 6%)</b>			<b>#N/A</b>			<b>#N/A</b>	<b>#N/A</b>	<b>0.00%</b>	
<b>Total Bill after Taxes</b>			<b>#N/A</b>			<b>#N/A</b>	<b>#N/A</b>	<b>0.00%</b>	

0

<b>Consumption</b>	1,500 kWh 0 kW	<b>Loss Factor 1.0406</b>
--------------------	-------------------	---------------------------

	2006 BILL			2007 BILL			IMPACT		
	Volume	RATE \$	CHARGE \$	Volume	RATE \$	CHARGE \$	\$	%	% of Total Bill
Monthly Service Charge			#N/A			#N/A	#N/A	0.00%	#N/A
Distribution (kWh)	1,500	#N/A	#N/A	1,500	#N/A	#N/A	#N/A	0.00%	#N/A
Distribution (kW)	0	\$ -	\$ -	0	\$ -	\$ -	\$ -	0.00%	0.00%
Regulatory Assets (kWh)	1,500	#N/A	#N/A	1,500	#N/A	#N/A	#N/A	0.00%	#N/A
Regulatory Assets (kW)	0	\$ -	\$ -	0	\$ -	\$ -	\$ -	0.00%	0.00%
<b>Sub-Total</b>			<b>#N/A</b>			<b>#N/A</b>	<b>#N/A</b>	<b>#N/A</b>	<b>#N/A</b>
Other Charges (kWh)	1561	#N/A	#N/A	1561	#N/A	#N/A	#N/A	0.00%	#N/A
Other Charges (kW)	0	\$ -	\$ -	0	\$ -	\$ -	\$ -	0.00%	#N/A
Cost of Power Commodity (kWh)	750	\$ 0.0580	\$ 43.50	750	\$ 0.0580	\$ 43.50	\$ -	0.00%	#N/A
Cost of Power Commodity (kW)	811	\$ 0.0670	\$ 54.33	811	\$ 0.0670	\$ 54.33	\$ -	0.00%	#N/A
<b>Total Bill before Taxes</b>			<b>#N/A</b>			<b>#N/A</b>	<b>#N/A</b>	<b>0.00%</b>	<b>#N/A</b>
<b>GST (2006 - 7%, 2007 - 6%)</b>			<b>#N/A</b>			<b>#N/A</b>	<b>#N/A</b>	<b>0.00%</b>	
<b>Total Bill after Taxes</b>			<b>#N/A</b>			<b>#N/A</b>	<b>#N/A</b>	<b>0.00%</b>	

0

<b>Consumption</b>	2,000 kWh 0 kW	<b>Loss Factor 1.0406</b>
--------------------	-------------------	---------------------------

	2006 BILL			2007 BILL			IMPACT		
	Volume	RATE \$	CHARGE \$	Volume	RATE \$	CHARGE \$	\$	%	% of Total Bill
Monthly Service Charge			#N/A			#N/A	#N/A	0.00%	#N/A
Distribution (kWh)	2,000	#N/A	#N/A	2,000	#N/A	#N/A	#N/A	0.00%	#N/A
Distribution (kW)	0	\$ -	\$ -	0	\$ -	\$ -	\$ -	0.00%	0.00%
Regulatory Assets (kWh)	2,000	#N/A	#N/A	2,000	#N/A	#N/A	#N/A	0.00%	#N/A
Regulatory Assets (kW)	0	\$ -	\$ -	0	\$ -	\$ -	\$ -	0.00%	0.00%
<b>Sub-Total</b>			<b>#N/A</b>			<b>#N/A</b>	<b>#N/A</b>	<b>#N/A</b>	<b>#N/A</b>
Other Charges (kWh)	2081	#N/A	#N/A	2081	#N/A	#N/A	#N/A	0.00%	#N/A
Other Charges (kW)	0	\$ -	\$ -	0	\$ -	\$ -	\$ -	0.00%	#N/A
Cost of Power Commodity (kWh)	750	\$ 0.0580	\$ 43.50	750	\$ 0.0580	\$ 43.50	\$ -	0.00%	#N/A
Cost of Power Commodity (kW)	1,331	\$ 0.0670	\$ 89.19	1,331	\$ 0.0670	\$ 89.19	\$ -	0.00%	#N/A
<b>Total Bill before Taxes</b>			<b>#N/A</b>			<b>#N/A</b>	<b>#N/A</b>	<b>0.00%</b>	<b>#N/A</b>
<b>GST (2006 - 7%, 2007 - 6%)</b>			<b>#N/A</b>			<b>#N/A</b>	<b>#N/A</b>	<b>0.00%</b>	
<b>Total Bill after Taxes</b>			<b>#N/A</b>			<b>#N/A</b>	<b>#N/A</b>	<b>0.00%</b>	



## 2007 INCENTIVE RATE MECHANISM ADJUSTMENT MODEL

Fort Frances Power Corporation

EB-2007-0529, EB-2005-0366

Monday, January 22, 2007

### Sheet 13 - Bill Impact - Nov 1 to April 30

Regulated Price Plan	2006	2006	2007	2007
<b>Residential</b>	Threshold	\$ / kWh	Threshold	\$ / kWh
less than or equal to	800	\$ 0.058	800	\$ 0.058
greater than	> 800	\$ 0.067	> 800	\$ 0.067

Regulated Price Plan	2006	2006	2007	2007
<b>Non-Residential</b>	Threshold	\$ / kWh	Threshold	\$ / kWh
less than or equal to	750	\$ 0.058	750	\$ 0.058
greater than	> 750	\$ 0.067	> 750	\$ 0.067

### Residential

Consumption	100 kWh 0 kW	Loss Factor 1.0406
-------------	-----------------	--------------------

	2006 BILL			2007 BILL			IMPACT		
	Volume	RATE \$	CHARGE \$	Volume	RATE \$	CHARGE \$	\$	%	% of Total Bill
Monthly Service Charge			\$ 11.50			\$ 11.60	\$ 0.10	0.87%	56.62%
Distribution (kWh)	100	\$ 0.0082	\$ 0.82	100	\$ 0.0083	\$ 0.83	\$ 0.0100	1.22%	4.05%
Distribution (kW)	0	\$ -	\$ -	0	\$ -	\$ -	\$ -	0.00%	0.00%
Regulatory Assets (kWh)	100	-\$ 0.0007	-\$ 0.07	100	-\$ 0.0007	-\$ 0.07	\$ -	0.00%	-0.34%
Regulatory Assets (kW)	0	\$ -	\$ -	0	\$ -	\$ -	\$ -	0.00%	0.00%
<b>Sub-Total</b>			<b>\$ 12.25</b>			<b>\$ 12.36</b>	<b>\$ 0.11</b>	<b>0.90%</b>	<b>60.33%</b>
Other Charges (kWh)	104	\$ 0.0201	\$ 2.09	104	\$ 0.0201	\$ 2.09	\$ -	0.00%	10.21%
Other Charges (kW)	0	\$ -	\$ -	0	\$ -	\$ -	\$ -	0.00%	0.00%
Cost of Power Commodity (kWh)	104	\$ 0.0580	\$ 6.04	104	\$ 0.0580	\$ 6.04	\$ -	0.00%	29.46%
Cost of Power Commodity (kW)	0	\$ 0.0670	\$ -	0	\$ 0.0670	\$ -	\$ -	0.00%	0.00%
<b>Total Bill before Taxes</b>			<b>\$ 20.38</b>			<b>\$ 20.49</b>	<b>\$ 0.11</b>	<b>0.54%</b>	<b>100%</b>
<b>GST (2006 - 7%, 2007 - 6%)</b>			<b>\$ 1.29</b>			<b>\$ 1.23</b>	<b>-\$ 0.06</b>	<b>-4.75%</b>	
<b>Total Bill after Taxes</b>			<b>\$ 21.67</b>			<b>\$ 21.72</b>	<b>\$ 0.05</b>	<b>0.22%</b>	

### Residential

Consumption	250 kWh 0 kW	Loss Factor 1.0406
-------------	-----------------	--------------------

	2006 BILL			2007 BILL			IMPACT		
	Volume	RATE \$	CHARGE \$	Volume	RATE \$	CHARGE \$	\$	%	% of Total Bill
Monthly Service Charge			\$ 11.50			\$ 11.60	\$ 0.10	0.87%	56.62%
Distribution (kWh)	250	\$ 0.0082	\$ 2.05	250	\$ 0.0083	\$ 2.08	\$ 0.0250	1.22%	10.13%
Distribution (kW)	0	\$ -	\$ -	0	\$ -	\$ -	\$ -	0.00%	0.00%
Regulatory Assets (kWh)	250	-\$ 0.0007	-\$ 0.18	250	-\$ 0.0007	-\$ 0.18	\$ -	0.00%	-0.85%
Regulatory Assets (kW)	0	\$ -	\$ -	0	\$ -	\$ -	\$ -	0.00%	0.00%
<b>Sub-Total</b>			<b>\$ 13.38</b>			<b>\$ 13.50</b>	<b>\$ 0.13</b>	<b>0.93%</b>	<b>39.92%</b>
Other Charges (kWh)	260	\$ 0.0201	\$ 5.23	260	\$ 0.0201	\$ 5.23	\$ -	0.00%	15.46%
Other Charges (kW)	0	\$ -	\$ -	0	\$ -	\$ -	\$ -	0.00%	0.00%
Cost of Power Commodity (kWh)	260	\$ 0.0580	\$ 15.09	260	\$ 0.0580	\$ 15.09	\$ -	0.00%	44.62%
Cost of Power Commodity (kW)	0	\$ 0.0670	\$ -	0	\$ 0.0670	\$ -	\$ -	0.00%	0.00%
<b>Total Bill before Taxes</b>			<b>\$ 33.69</b>			<b>\$ 33.82</b>	<b>\$ 0.13</b>	<b>0.37%</b>	<b>100%</b>
<b>GST (2006 - 7%, 2007 - 6%)</b>			<b>\$ 2.13</b>			<b>\$ 2.03</b>	<b>-\$ 0.10</b>	<b>-4.91%</b>	
<b>Total Bill after Taxes</b>			<b>\$ 35.83</b>			<b>\$ 35.85</b>	<b>\$ 0.02</b>	<b>0.06%</b>	



**Residential**

<b>Consumption</b>	500 kWh 0 kW	<b>Loss Factor 1.0406</b>
--------------------	-----------------	---------------------------

	2006 BILL			2007 BILL			IMPACT		
	Volume	RATE \$	CHARGE \$	Volume	RATE \$	CHARGE \$	\$	%	% of Total Bill
Monthly Service Charge			\$ 11.50			\$ 11.60	\$ 0.10	0.87%	56.62%
Distribution (kWh)	500	\$ 0.0082	\$ 4.10	500	\$ 0.0083	\$ 4.15	\$ 0.0500	1.22%	20.26%
Distribution (kW)	0	\$ -	\$ -	0	\$ -	\$ -	\$ -	0.00%	0.00%
Regulatory Assets (kWh)	500	-\$ 0.0007	-\$ 0.35	500	-\$ 0.0007	-\$ 0.35	\$ -	0.00%	-1.71%
Regulatory Assets (kW)	0	\$ -	\$ -	0	\$ -	\$ -	\$ -	0.00%	0.00%
<b>Sub-Total</b>			<b>\$ 15.25</b>			<b>\$ 15.40</b>	<b>\$ 0.15</b>	<b>0.98%</b>	<b>27.48%</b>
Other Charges (kWh)	520	\$ 0.0201	\$ 10.46	520	\$ 0.0201	\$ 10.46	\$ -	0.00%	18.66%
Other Charges (kW)	0	\$ -	\$ -	0	\$ -	\$ -	\$ -	0.00%	0.00%
Cost of Power Commodity (kWh)	520	\$ 0.0580	\$ 30.18	520	\$ 0.0580	\$ 30.18	\$ -	0.00%	53.85%
Cost of Power Commodity (kW)	0	\$ 0.0670	\$ -	0	\$ 0.0670	\$ -	\$ -	0.00%	0.00%
<b>Total Bill before Taxes</b>			<b>\$ 55.89</b>			<b>\$ 56.04</b>	<b>\$ 0.15</b>	<b>0.27%</b>	<b>100%</b>
<b>GST (2006 - 7%, 2007 - 6%)</b>			<b>\$ 3.54</b>			<b>\$ 3.36</b>	<b>-\$ 0.18</b>	<b>-5.01%</b>	
<b>Total Bill after Taxes</b>			<b>\$ 59.42</b>			<b>\$ 59.40</b>	<b>-\$ 0.03</b>	<b>-0.05%</b>	

**Residential**

<b>Consumption</b>	750 kWh 0 kW	<b>Loss Factor 1.0406</b>
--------------------	-----------------	---------------------------

	2006 BILL			2007 BILL			IMPACT		
	Volume	RATE \$	CHARGE \$	Volume	RATE \$	CHARGE \$	\$	%	% of Total Bill
Monthly Service Charge			\$ 11.50			\$ 11.60	\$ 0.10	0.87%	56.62%
Distribution (kWh)	750	\$ 0.0082	\$ 6.15	750	\$ 0.0083	\$ 6.23	\$ 0.0750	1.22%	30.38%
Distribution (kW)	0	\$ -	\$ -	0	\$ -	\$ -	\$ -	0.00%	0.00%
Regulatory Assets (kWh)	750	-\$ 0.0007	-\$ 0.53	750	-\$ 0.0007	-\$ 0.53	\$ -	0.00%	-2.56%
Regulatory Assets (kW)	0	\$ -	\$ -	0	\$ -	\$ -	\$ -	0.00%	0.00%
<b>Sub-Total</b>			<b>\$ 17.13</b>			<b>\$ 17.30</b>	<b>\$ 0.17</b>	<b>1.02%</b>	<b>22.11%</b>
Other Charges (kWh)	780	\$ 0.0201	\$ 15.69	780	\$ 0.0201	\$ 15.69	\$ -	0.00%	20.05%
Other Charges (kW)	0	\$ -	\$ -	0	\$ -	\$ -	\$ -	0.00%	0.00%
Cost of Power Commodity (kWh)	780	\$ 0.0580	\$ 45.27	780	\$ 0.0580	\$ 45.27	\$ -	0.00%	57.85%
Cost of Power Commodity (kW)	0	\$ 0.0670	\$ -	0	\$ 0.0670	\$ -	\$ -	0.00%	0.00%
<b>Total Bill before Taxes</b>			<b>\$ 78.08</b>			<b>\$ 78.25</b>	<b>\$ 0.17</b>	<b>0.22%</b>	<b>100%</b>
<b>GST (2006 - 7%, 2007 - 6%)</b>			<b>\$ 4.94</b>			<b>\$ 4.70</b>	<b>-\$ 0.25</b>	<b>-5.05%</b>	
<b>Total Bill after Taxes</b>			<b>\$ 83.02</b>			<b>\$ 82.95</b>	<b>-\$ 0.07</b>	<b>-0.09%</b>	

**Residential**

<b>Consumption</b>	1,000 kWh 0 kW	<b>Loss Factor 1.0406</b>
--------------------	-------------------	---------------------------

	2006 BILL			2007 BILL			IMPACT		
	Volume	RATE \$	CHARGE \$	Volume	RATE \$	CHARGE \$	\$	%	% of Total Bill
Monthly Service Charge			\$ 11.50			\$ 11.60	\$ 0.10	0.87%	56.62%
Distribution (kWh)	1,000	\$ 0.0082	\$ 8.20	1,000	\$ 0.0083	\$ 8.30	\$ 0.1000	1.22%	40.51%
Distribution (kW)	0	\$ -	\$ -	0	\$ -	\$ -	\$ -	0.00%	0.00%
Regulatory Assets (kWh)	1,000	-\$ 0.0007	-\$ 0.70	1,000	-\$ 0.0007	-\$ 0.70	\$ -	0.00%	-3.42%
Regulatory Assets (kW)	0	\$ -	\$ -	0	\$ -	\$ -	\$ -	0.00%	0.00%
<b>Sub-Total</b>			<b>\$ 19.00</b>			<b>\$ 19.20</b>	<b>\$ 0.20</b>	<b>1.05%</b>	<b>18.71%</b>
Other Charges (kWh)	1041	\$ 0.0201	\$ 20.92	1041	\$ 0.0201	\$ 20.92	\$ -	0.00%	20.38%
Other Charges (kW)	0	\$ -	\$ -	0	\$ -	\$ -	\$ -	0.00%	0.00%

Cost of Power Commodity (kWh)	800	\$ 0.0580	\$ 46.40	800	\$ 0.0580	\$ 46.40	\$ -	0.00%	45.21%
Cost of Power Commodity (kWh)	241	\$ 0.0670	\$ 16.12	241	\$ 0.0670	\$ 16.12	\$ -	0.00%	15.71%
<b>Total Bill before Taxes</b>			<b>\$ 102.44</b>			<b>\$ 102.64</b>	<b>\$ 0.20</b>	<b>0.20%</b>	<b>100%</b>
<b>GST (2006 - 7%, 2007 - 6%)</b>			<b>\$ 6.49</b>			<b>\$ 6.16</b>	<b>-\$ 0.33</b>	<b>-5.08%</b>	
<b>Total Bill after Taxes</b>			<b>\$ 108.92</b>			<b>\$ 108.79</b>	<b>-\$ 0.13</b>	<b>-0.12%</b>	

### Residential

<b>Consumption</b>	1,500 kWh 0 kW	<b>Loss Factor 1.0406</b>
--------------------	-------------------	---------------------------

	2006 BILL			2007 BILL			IMPACT		
	Volume	RATE \$	CHARGE \$	Volume	RATE \$	CHARGE \$	\$	%	% of Total Bill
Monthly Service Charge			\$ 11.50			\$ 11.60	\$ 0.10	0.87%	56.62%
Distribution (kWh)	1,500	\$ 0.0082	\$ 12.30	1,500	\$ 0.0083	\$ 12.45	\$ 0.1500	1.22%	60.77%
Distribution (kW)	0	\$ -	\$ -	0	\$ -	\$ -	\$ -	0.00%	0.00%
Regulatory Assets (kWh)	1,500	-\$ 0.0007	-\$ 1.05	1,500	-\$ 0.0007	-\$ 1.05	\$ -	0.00%	-5.13%
Regulatory Assets (kW)	0	\$ -	\$ -	0	\$ -	\$ -	\$ -	0.00%	0.00%
<b>Sub-Total</b>			<b>\$ 22.75</b>			<b>\$ 23.00</b>	<b>\$ 0.25</b>	<b>1.10%</b>	<b>15.16%</b>
Other Charges (kWh)	1561	\$ 0.0201	\$ 31.37	1561	\$ 0.0201	\$ 31.37	\$ -	0.00%	20.67%
Other Charges (kW)	0	\$ -	\$ -	0	\$ -	\$ -	\$ -	0.00%	0.00%
Cost of Power Commodity (kWh)	800	\$ 0.0580	\$ 46.40	800	\$ 0.0580	\$ 46.40	\$ -	0.00%	30.58%
Cost of Power Commodity (kW)	761	\$ 0.0670	\$ 50.98	761	\$ 0.0670	\$ 50.98	\$ -	0.00%	33.59%
<b>Total Bill before Taxes</b>			<b>\$ 151.50</b>			<b>\$ 151.75</b>	<b>\$ 0.25</b>	<b>0.17%</b>	<b>100%</b>
<b>GST (2006 - 7%, 2007 - 6%)</b>			<b>\$ 9.60</b>			<b>\$ 9.11</b>	<b>-\$ 0.49</b>	<b>-5.11%</b>	
<b>Total Bill after Taxes</b>			<b>\$ 161.10</b>			<b>\$ 160.86</b>	<b>-\$ 0.24</b>	<b>-0.15%</b>	

### Residential

<b>Consumption</b>	2,000 kWh 0 kW	<b>Loss Factor 1.0406</b>
--------------------	-------------------	---------------------------

	2006 BILL			2007 BILL			IMPACT		
	Volume	RATE \$	CHARGE \$	Volume	RATE \$	CHARGE \$	\$	%	% of Total Bill
Monthly Service Charge			\$ 11.50			\$ 11.60	\$ 0.10	0.87%	56.62%
Distribution (kWh)	2,000	\$ 0.0082	\$ 16.40	2,000	\$ 0.0083	\$ 16.60	\$ 0.2000	1.22%	81.03%
Distribution (kW)	0	\$ -	\$ -	0	\$ -	\$ -	\$ -	0.00%	0.00%
Regulatory Assets (kWh)	2,000	-\$ 0.0007	-\$ 1.40	2,000	-\$ 0.0007	-\$ 1.40	\$ -	0.00%	-6.83%
Regulatory Assets (kW)	0	\$ -	\$ -	0	\$ -	\$ -	\$ -	0.00%	0.00%
<b>Sub-Total</b>			<b>\$ 26.50</b>			<b>\$ 26.80</b>	<b>\$ 0.30</b>	<b>1.13%</b>	<b>13.34%</b>
Other Charges (kWh)	2081	\$ 0.0201	\$ 41.83	2081	\$ 0.0201	\$ 41.83	\$ -	0.00%	20.83%
Other Charges (kW)	0	\$ -	\$ -	0	\$ -	\$ -	\$ -	0.00%	0.00%
Cost of Power Commodity (kWh)	800	\$ 0.0580	\$ 46.40	800	\$ 0.0580	\$ 46.40	\$ -	0.00%	23.10%
Cost of Power Commodity (kW)	1,281	\$ 0.0670	\$ 85.84	1,281	\$ 0.0670	\$ 85.84	\$ -	0.00%	42.73%
<b>Total Bill before Taxes</b>			<b>\$ 200.57</b>			<b>\$ 200.87</b>	<b>\$ 0.30</b>	<b>0.15%</b>	<b>100%</b>
<b>GST (2006 - 7%, 2007 - 6%)</b>			<b>\$ 12.70</b>			<b>\$ 12.05</b>	<b>-\$ 0.65</b>	<b>-5.12%</b>	
<b>Total Bill after Taxes</b>			<b>\$ 213.28</b>			<b>\$ 212.92</b>	<b>-\$ 0.35</b>	<b>-0.16%</b>	

### General Service Less Than 50 kW

<b>Consumption</b>	1,000 kWh 0 kW	<b>Loss Factor 1.0406</b>
--------------------	-------------------	---------------------------

	2006 BILL			2007 BILL			IMPACT		
	Volume	RATE \$	CHARGE \$	Volume	RATE \$	CHARGE \$	\$	%	% of Total Bill

Monthly Service Charge			\$ 27.35			\$ 27.60	\$ 0.25	0.91%	134.72%
Distribution (kWh)	1,000	\$ 0.0061	\$ 6.10	1,000	\$ 0.0062	\$ 6.20	\$ 0.1000	1.64%	30.26%
Distribution (kW)	0	\$ -	\$ -	0	\$ -	\$ -	\$ -	0.00%	0.00%
Regulatory Assets (kWh)	1,000	-\$ 0.0011	-\$ 1.10	1,000	-\$ 0.0011	-\$ 1.10	\$ -	0.00%	-5.37%
Regulatory Assets (kW)	0	\$ -	\$ -	0	\$ -	\$ -	\$ -	0.00%	0.00%
<b>Sub-Total</b>			<b>\$ 32.35</b>			<b>\$ 32.70</b>	<b>\$ 0.35</b>	<b>1.08%</b>	<b>28.22%</b>
Other Charges (kWh)	1041	\$ 0.0194	\$ 20.19	1041	\$ 0.0194	\$ 20.19	\$ -	0.00%	17.42%
Other Charges (kW)	0	\$ -	\$ -	0	\$ -	\$ -	\$ -	0.00%	0.00%
Cost of Power Commodity (kWh)	750	\$ 0.0580	\$ 43.50	750	\$ 0.0580	\$ 43.50	\$ -	0.00%	37.55%
Cost of Power Commodity (kW)	291	\$ 0.0670	\$ 19.47	291	\$ 0.0670	\$ 19.47	\$ -	0.00%	16.81%
<b>Total Bill before Taxes</b>			<b>\$ 115.51</b>			<b>\$ 115.86</b>	<b>\$ 0.35</b>	<b>0.30%</b>	<b>100%</b>
<b>GST (2006 - 7%, 2007 - 6%)</b>			<b>\$ 7.32</b>			<b>\$ 6.95</b>	<b>-\$ 0.36</b>	<b>-4.98%</b>	
<b>Total Bill after Taxes</b>			<b>\$ 122.82</b>			<b>\$ 122.81</b>	<b>-\$ 0.01</b>	<b>-0.01%</b>	

### General Service Less Than 50 kW

<b>Consumption</b>	2,000 kWh 0 kW	<b>Loss Factor 1.0406</b>
--------------------	-------------------	---------------------------

	2006 BILL			2007 BILL			IMPACT		
	Volume	RATE \$	CHARGE \$	Volume	RATE \$	CHARGE \$	\$	%	% of Total Bill
Monthly Service Charge			\$ 27.35			\$ 27.60	\$ 0.25	0.91%	134.72%
Distribution (kWh)	2,000	\$ 0.0061	\$ 12.20	2,000	\$ 0.0062	\$ 12.40	\$ 0.2000	1.64%	60.53%
Distribution (kW)	0	\$ -	\$ -	0	\$ -	\$ -	\$ -	0.00%	0.00%
Regulatory Assets (kWh)	2,000	-\$ 0.0011	-\$ 2.20	2,000	-\$ 0.0011	-\$ 2.20	\$ -	0.00%	-10.74%
Regulatory Assets (kW)	0	\$ -	\$ -	0	\$ -	\$ -	\$ -	0.00%	0.00%
<b>Sub-Total</b>			<b>\$ 37.35</b>			<b>\$ 37.80</b>	<b>\$ 0.45</b>	<b>1.20%</b>	<b>17.93%</b>
Other Charges (kWh)	2081	\$ 0.0194	\$ 40.38	2081	\$ 0.0194	\$ 40.38	\$ -	0.00%	19.15%
Other Charges (kW)	0	\$ -	\$ -	0	\$ -	\$ -	\$ -	0.00%	0.00%
Cost of Power Commodity (kWh)	750	\$ 0.0580	\$ 43.50	750	\$ 0.0580	\$ 43.50	\$ -	0.00%	20.63%
Cost of Power Commodity (kW)	1,331	\$ 0.0670	\$ 89.19	1,331	\$ 0.0670	\$ 89.19	\$ -	0.00%	42.30%
<b>Total Bill before Taxes</b>			<b>\$ 210.42</b>			<b>\$ 210.87</b>	<b>\$ 0.45</b>	<b>0.21%</b>	<b>100%</b>
<b>GST (2006 - 7%, 2007 - 6%)</b>			<b>\$ 13.33</b>			<b>\$ 12.65</b>	<b>-\$ 0.67</b>	<b>-5.06%</b>	
<b>Total Bill after Taxes</b>			<b>\$ 223.74</b>			<b>\$ 223.52</b>	<b>-\$ 0.22</b>	<b>-0.10%</b>	

### General Service Less Than 50 kW

<b>Consumption</b>	5,000 kWh 0 kW	<b>Loss Factor 1.0406</b>
--------------------	-------------------	---------------------------

	2006 BILL			2007 BILL			IMPACT		
	Volume	RATE \$	CHARGE \$	Volume	RATE \$	CHARGE \$	\$	%	% of Total Bill
Monthly Service Charge			\$ 27.35			\$ 27.60	\$ 0.25	0.91%	134.72%
Distribution (kWh)	5,000	\$ 0.0061	\$ 30.50	5,000	\$ 0.0062	\$ 31.00	\$ 0.5000	1.64%	151.31%
Distribution (kW)	0	\$ -	\$ -	0	\$ -	\$ -	\$ -	0.00%	0.00%
Regulatory Assets (kWh)	5,000	-\$ 0.0011	-\$ 5.50	5,000	-\$ 0.0011	-\$ 5.50	\$ -	0.00%	-26.85%
Regulatory Assets (kW)	0	\$ -	\$ -	0	\$ -	\$ -	\$ -	0.00%	0.00%
<b>Sub-Total</b>			<b>\$ 52.35</b>			<b>\$ 53.10</b>	<b>\$ 0.75</b>	<b>1.43%</b>	<b>10.71%</b>
Other Charges (kWh)	5203	\$ 0.0194	\$ 100.94	5203	\$ 0.0194	\$ 100.94	\$ -	0.00%	20.35%
Other Charges (kW)	0	\$ -	\$ -	0	\$ -	\$ -	\$ -	0.00%	0.00%
Cost of Power Commodity (kWh)	750	\$ 0.0580	\$ 43.50	750	\$ 0.0580	\$ 43.50	\$ -	0.00%	8.77%
Cost of Power Commodity (kW)	4,453	\$ 0.0670	\$ 298.35	4,453	\$ 0.0670	\$ 298.35	\$ -	0.00%	60.16%
<b>Total Bill before Taxes</b>			<b>\$ 495.14</b>			<b>\$ 495.89</b>	<b>\$ 0.75</b>	<b>0.15%</b>	<b>100%</b>
<b>GST (2006 - 7%, 2007 - 6%)</b>			<b>\$ 31.36</b>			<b>\$ 29.75</b>	<b>-\$ 1.61</b>	<b>-5.12%</b>	
<b>Total Bill after Taxes</b>			<b>\$ 526.50</b>			<b>\$ 525.64</b>	<b>-\$ 0.86</b>	<b>-0.16%</b>	

**General Service Less Than 50 kW**

**Consumption**      10,000 kWh  
0 kW      **Loss Factor 1.0406**

	2006 BILL			2007 BILL			IMPACT		
	Volume	RATE \$	CHARGE \$	Volume	RATE \$	CHARGE \$	\$	%	% of Total Bill
Monthly Service Charge			\$ 27.35			\$ 27.60	\$ 0.25	0.91%	134.72%
Distribution (kWh)	10,000	\$ 0.0061	\$ 61.00	10,000	\$ 0.0062	\$ 62.00	\$ 1.0000	1.64%	302.63%
Distribution (kW)	0	\$ -	\$ -	0	\$ -	\$ -	\$ -	0.00%	0.00%
Regulatory Assets (kWh)	10,000	-\$ 0.0011	-\$ 11.00	10,000	-\$ 0.0011	-\$ 11.00	\$ -	0.00%	-53.69%
Regulatory Assets (kW)	0	\$ -	\$ -	0	\$ -	\$ -	\$ -	0.00%	0.00%
<b>Sub-Total</b>			<b>\$ 77.35</b>			<b>\$ 78.60</b>	<b>\$ 1.25</b>	<b>1.62%</b>	<b>8.10%</b>
Other Charges (kWh)	10406	\$ 0.0194	\$ 201.88	10406	\$ 0.0194	\$ 201.88	\$ -	0.00%	20.79%
Other Charges (kW)	0	\$ -	\$ -	0	\$ -	\$ -	\$ -	0.00%	0.00%
Cost of Power Commodity (kWh)	750	\$ 0.0580	\$ 43.50	750	\$ 0.0580	\$ 43.50	\$ -	0.00%	4.48%
Cost of Power Commodity (kW)	9,656	\$ 0.0670	\$ 646.95	9,656	\$ 0.0670	\$ 646.95	\$ -	0.00%	66.63%
<b>Total Bill before Taxes</b>			<b>\$ 969.68</b>			<b>\$ 970.93</b>	<b>\$ 1.25</b>	<b>0.13%</b>	<b>100%</b>
<b>GST (2006 - 7%, 2007 - 6%)</b>			<b>\$ 61.41</b>			<b>\$ 58.26</b>	<b>-\$ 3.16</b>	<b>-5.14%</b>	
<b>Total Bill after Taxes</b>			<b>\$ 1,031.09</b>			<b>\$ 1,029.18</b>	<b>-\$ 1.91</b>	<b>-0.18%</b>	

**General Service Less Than 50 kW**

**Consumption**      15,000 kWh  
0 kW      **Loss Factor 1.0406**

	2006 BILL			2007 BILL			IMPACT		
	Volume	RATE \$	CHARGE \$	Volume	RATE \$	CHARGE \$	\$	%	% of Total Bill
Monthly Service Charge			\$ 27.35			\$ 27.60	\$ 0.25	0.91%	134.72%
Distribution (kWh)	15,000	\$ 0.0061	\$ 91.50	15,000	\$ 0.0062	\$ 93.00	\$ 1.5000	1.64%	453.94%
Distribution (kW)	0	\$ -	\$ -	0	\$ -	\$ -	\$ -	0.00%	0.00%
Regulatory Assets (kWh)	15,000	-\$ 0.0011	-\$ 16.50	15,000	-\$ 0.0011	-\$ 16.50	\$ -	0.00%	-80.54%
Regulatory Assets (kW)	0	\$ -	\$ -	0	\$ -	\$ -	\$ -	0.00%	0.00%
<b>Sub-Total</b>			<b>\$ 102.35</b>			<b>\$ 104.10</b>	<b>\$ 1.75</b>	<b>1.71%</b>	<b>7.20%</b>
Other Charges (kWh)	15609	\$ 0.0194	\$ 302.81	15609	\$ 0.0194	\$ 302.81	\$ -	0.00%	20.94%
Other Charges (kW)	0	\$ -	\$ -	0	\$ -	\$ -	\$ -	0.00%	0.00%
Cost of Power Commodity (kWh)	750	\$ 0.0580	\$ 43.50	750	\$ 0.0580	\$ 43.50	\$ -	0.00%	3.01%
Cost of Power Commodity (kW)	14,859	\$ 0.0670	\$ 995.55	14,859	\$ 0.0670	\$ 995.55	\$ -	0.00%	68.85%
<b>Total Bill before Taxes</b>			<b>\$ 1,444.22</b>			<b>\$ 1,445.97</b>	<b>\$ 1.75</b>	<b>0.12%</b>	<b>100%</b>
<b>GST (2006 - 7%, 2007 - 6%)</b>			<b>\$ 91.47</b>			<b>\$ 86.76</b>	<b>-\$ 4.71</b>	<b>-5.15%</b>	
<b>Total Bill after Taxes</b>			<b>\$ 1,535.68</b>			<b>\$ 1,532.73</b>	<b>-\$ 2.96</b>	<b>-0.19%</b>	

**General Service 50 to 4,999 kW**

**Consumption**      15,000 kWh  
60 kW      **Loss Factor 1.0406**

	2006 BILL			2007 BILL			IMPACT		
	Volume	RATE \$	CHARGE \$	Volume	RATE \$	CHARGE \$	\$	%	% of Total Bill
Monthly Service Charge			\$ 226.13			\$ 228.21	\$ 2.08	0.92%	1113.92%
Distribution (kWh)	15,000	\$ -	\$ -	15,000	\$ -	\$ -	\$ -	0.00%	0.00%
Distribution (kW)	60	\$ 3.3537	\$ 201.22	60	\$ 3.3846	\$ 203.08	\$ 1.85	0.92%	991.24%
Regulatory Assets (kWh)	15,000	\$ -	\$ -	15,000	\$ -	\$ -	\$ -	0.00%	0.00%
Regulatory Assets (kW)	60	-\$ 0.5067	-\$ 30.40	60	-\$ 0.5067	-\$ 30.40	\$ -	0.00%	-148.40%
<b>Sub-Total</b>			<b>\$ 396.95</b>			<b>\$ 400.88</b>	<b>\$ 3.93</b>	<b>0.99%</b>	<b>22.22%</b>
Other Charges (kWh)	15609	\$ 0.0132	\$ 206.04	15609	\$ 0.0132	\$ 206.04	\$ -	0.00%	11.42%
Other Charges (kW)	62	\$ 2.5385	\$ 158.49	62	\$ 2.5385	\$ 158.49	\$ -	0.00%	8.78%

Cost of Power Commodity (kWh)	750	\$ 0.0580	\$ 43.50	750	\$ 0.0580	\$ 43.50	\$ -	0.00%	2.41%
Cost of Power Commodity (kWh)	14,859	\$ 0.0670	\$ 995.55	14,859	\$ 0.0670	\$ 995.55	\$ -	0.00%	55.17%
<b>Total Bill before Taxes</b>			<b>\$ 1,800.54</b>			<b>\$ 1,804.47</b>	<b>\$ 3.93</b>	<b>0.22%</b>	<b>100%</b>
<b>GST (2006 - 7%, 2007 - 6%)</b>			<b>\$ 114.03</b>			<b>\$ 108.27</b>	<b>-\$ 5.77</b>	<b>-5.06%</b>	
<b>Total Bill after Taxes</b>			<b>\$ 1,914.57</b>			<b>\$ 1,912.74</b>	<b>-\$ 1.83</b>	<b>-0.10%</b>	

**General Service 50 to 4,999 kW**

<b>Consumption</b>	<b>40,000 kWh</b> <b>100 kW</b>	<b>Loss Factor 1.0406</b>
--------------------	------------------------------------	---------------------------

	2006 BILL			2007 BILL			IMPACT		
	Volume	RATE \$	CHARGE \$	Volume	RATE \$	CHARGE \$	\$	%	% of Total Bill
Monthly Service Charge			\$ 226.13			\$ 228.21	\$ 2.08	0.92%	1113.92%
Distribution (kWh)	40,000	\$ -	\$ -	40,000	\$ -	\$ -	\$ -	0.00%	0.00%
Distribution (kW)	100	\$ 3.3537	\$ 335.37	100	\$ 3.3846	\$ 338.46	\$ 3.09	0.92%	1652.07%
Regulatory Assets (kWh)	40,000	\$ -	\$ -	40,000	\$ -	\$ -	\$ -	0.00%	0.00%
Regulatory Assets (kW)	100	-\$ 0.5067	-\$ 50.67	100	-\$ 0.5067	-\$ 50.67	\$ -	0.00%	-247.33%
<b>Sub-Total</b>			<b>\$ 510.83</b>			<b>\$ 516.00</b>	<b>\$ 5.17</b>	<b>1.01%</b>	<b>12.55%</b>
Other Charges (kWh)	41624	\$ 0.0132	\$ 549.44	41624	\$ 0.0132	\$ 549.44	\$ -	0.00%	13.36%
Other Charges (kW)	104	\$ 2.5385	\$ 264.16	104	\$ 2.5385	\$ 264.16	\$ -	0.00%	6.42%
Cost of Power Commodity (kWh)	750	\$ 0.0580	\$ 43.50	750	\$ 0.0580	\$ 43.50	\$ -	0.00%	1.06%
Cost of Power Commodity (kWh)	40,874	\$ 0.0670	\$ 2,738.56	40,874	\$ 0.0670	\$ 2,738.56	\$ -	0.00%	66.60%
<b>Total Bill before Taxes</b>			<b>\$ 4,106.48</b>			<b>\$ 4,111.65</b>	<b>\$ 5.17</b>	<b>0.13%</b>	<b>100%</b>
<b>GST (2006 - 7%, 2007 - 6%)</b>			<b>\$ 260.08</b>			<b>\$ 246.70</b>	<b>-\$ 13.38</b>	<b>-5.14%</b>	
<b>Total Bill after Taxes</b>			<b>\$ 4,366.56</b>			<b>\$ 4,358.35</b>	<b>-\$ 8.21</b>	<b>-0.19%</b>	

**General Service 50 to 4,999 kW**

<b>Consumption</b>	<b>100,000 kWh</b> <b>500 kW</b>	<b>Loss Factor 1.0406</b>
--------------------	-------------------------------------	---------------------------

	2006 BILL			2007 BILL			IMPACT		
	Volume	RATE \$	CHARGE \$	Volume	RATE \$	CHARGE \$	\$	%	% of Total Bill
Monthly Service Charge			\$ 226.13			\$ 228.21	\$ 2.08	0.92%	1113.92%
Distribution (kWh)	100,000	\$ -	\$ -	100,000	\$ -	\$ -	\$ -	0.00%	0.00%
Distribution (kW)	500	\$ 3.3537	\$ 1,676.85	500	\$ 3.3846	\$ 1,692.30	\$ 15.45	0.92%	8260.33%
Regulatory Assets (kWh)	100,000	\$ -	\$ -	100,000	\$ -	\$ -	\$ -	0.00%	0.00%
Regulatory Assets (kW)	500	-\$ 0.5067	-\$ 253.35	500	-\$ 0.5067	-\$ 253.35	\$ -	0.00%	-1236.63%
<b>Sub-Total</b>			<b>\$ 1,649.63</b>			<b>\$ 1,667.16</b>	<b>\$ 17.53</b>	<b>1.06%</b>	<b>14.72%</b>
Other Charges (kWh)	104060	\$ 0.0132	\$ 1,373.59	104060	\$ 0.0132	\$ 1,373.59	\$ -	0.00%	12.13%
Other Charges (kW)	520	\$ 2.5385	\$ 1,320.78	520	\$ 2.5385	\$ 1,320.78	\$ -	0.00%	11.66%
Cost of Power Commodity (kWh)	750	\$ 0.0580	\$ 43.50	750	\$ 0.0580	\$ 43.50	\$ -	0.00%	0.38%
Cost of Power Commodity (kWh)	103,310	\$ 0.0670	\$ 6,921.77	103,310	\$ 0.0670	\$ 6,921.77	\$ -	0.00%	61.11%
<b>Total Bill before Taxes</b>			<b>\$ 11,309.27</b>			<b>\$ 11,326.80</b>	<b>\$ 17.53</b>	<b>0.16%</b>	<b>100%</b>
<b>GST (2006 - 7%, 2007 - 6%)</b>			<b>\$ 716.25</b>			<b>\$ 679.61</b>	<b>-\$ 36.65</b>	<b>-5.12%</b>	
<b>Total Bill after Taxes</b>			<b>\$ 12,025.53</b>			<b>\$ 12,006.41</b>	<b>-\$ 19.12</b>	<b>-0.16%</b>	

**General Service 50 to 4,999 kW**

<b>Consumption</b>	<b>400,000 kWh</b> <b>1000 kW</b>	<b>Loss Factor 1.0406</b>
--------------------	--------------------------------------	---------------------------

	2006 BILL			2007 BILL			IMPACT		
	Volume	RATE \$	CHARGE \$	Volume	RATE \$	CHARGE \$	\$	%	% of Total Bill

Monthly Service Charge			\$ 226.13			\$ 228.21	\$ 2.08	0.92%	1113.92%
Distribution (kWh)	400,000	\$ -	\$ -	400,000	\$ -	\$ -	\$ -	0.00%	0.00%
Distribution (kW)	1,000	\$ 3.3537	\$ 3,353.70	1,000	\$ 3.3846	\$ 3,384.60	\$ 30.90	0.92%	16520.65%
Regulatory Assets (kWh)	400,000	\$ -	\$ -	400,000	\$ -	\$ -	\$ -	0.00%	0.00%
Regulatory Assets (kW)	1,000	-\$ 0.5067	-\$ 506.70	1,000	-\$ 0.5067	-\$ 506.70	\$ -	0.00%	-2473.27%
<b>Sub-Total</b>			<b>\$ 3,073.13</b>			<b>\$ 3,106.11</b>	<b>\$ 32.98</b>	<b>1.07%</b>	<b>7.94%</b>
Other Charges (kWh)	416240	\$ 0.0132	\$ 5,494.37	416240	\$ 0.0132	\$ 5,494.37	\$ -	0.00%	14.04%
Other Charges (kW)	1,041	\$ 2.5385	\$ 2,641.56	1,041	\$ 2.5385	\$ 2,641.56	\$ -	0.00%	6.75%
Cost of Power Commodity (kWh)	750	\$ 0.0580	\$ 43.50	750	\$ 0.0580	\$ 43.50	\$ -	0.00%	0.11%
Cost of Power Commodity (kW)	415,490	\$ 0.0670	\$ 27,837.83	415,490	\$ 0.0670	\$ 27,837.83	\$ -	0.00%	71.15%
<b>Total Bill before Taxes</b>			<b>\$ 39,090.39</b>			<b>\$ 39,123.37</b>	<b>\$ 32.98</b>	<b>0.08%</b>	<b>100%</b>
<b>GST (2006 - 7%, 2007 - 6%)</b>			<b>\$ 2,475.72</b>			<b>\$ 2,347.40</b>	<b>-\$ 128.32</b>	<b>-5.18%</b>	
<b>Total Bill after Taxes</b>			<b>\$ 41,566.12</b>			<b>\$ 41,470.77</b>	<b>-\$ 95.34</b>	<b>-0.23%</b>	

### General Service 50 to 4,999 kW

<b>Consumption</b>	1,000,000 kWh 3000 kW	<b>Loss Factor 1.0406</b>
--------------------	--------------------------	---------------------------

	2006 BILL			2007 BILL			IMPACT		
	Volume	RATE \$	CHARGE \$	Volume	RATE \$	CHARGE \$	\$	%	% of Total Bill
Monthly Service Charge			\$ 226.13			\$ 228.21	\$ 2.08	0.92%	1113.92%
Distribution (kWh)	1,000,000	\$ -	\$ -	1,000,000	\$ -	\$ -	\$ -	0.00%	0.00%
Distribution (kW)	3,000	\$ 3.3537	\$ 10,061.10	3,000	\$ 3.3846	\$ 10,153.80	\$ 92.70	0.92%	49561.95%
Regulatory Assets (kWh)	1,000,000	\$ -	\$ -	1,000,000	\$ -	\$ -	\$ -	0.00%	0.00%
Regulatory Assets (kW)	3,000	-\$ 0.5067	-\$ 1,520.10	3,000	-\$ 0.5067	-\$ 1,520.10	\$ -	0.00%	-7419.80%
<b>Sub-Total</b>			<b>\$ 8,767.13</b>			<b>\$ 8,861.91</b>	<b>\$ 94.78</b>	<b>1.08%</b>	<b>8.84%</b>
Other Charges (kWh)	1040600	\$ 0.0132	\$ 13,735.92	1040600	\$ 0.0132	\$ 13,735.92	\$ -	0.00%	13.70%
Other Charges (kW)	3,122	\$ 2.5385	\$ 7,924.69	3,122	\$ 2.5385	\$ 7,924.69	\$ -	0.00%	7.91%
Cost of Power Commodity (kWh)	750	\$ 0.0580	\$ 43.50	750	\$ 0.0580	\$ 43.50	\$ -	0.00%	0.04%
Cost of Power Commodity (kW)	1,039,850	\$ 0.0670	\$ 69,669.95	1,039,850	\$ 0.0670	\$ 69,669.95	\$ -	0.00%	69.51%
<b>Total Bill before Taxes</b>			<b>\$ 100,141.19</b>			<b>\$ 100,235.97</b>	<b>\$ 94.78</b>	<b>0.09%</b>	<b>100%</b>
<b>GST (2006 - 7%, 2007 - 6%)</b>			<b>\$ 6,342.28</b>			<b>\$ 6,014.16</b>	<b>-\$ 328.12</b>	<b>-5.17%</b>	
<b>Total Bill after Taxes</b>			<b>\$ 106,483.46</b>			<b>\$ 106,250.13</b>	<b>-\$ 233.34</b>	<b>-0.22%</b>	

### General Service 50 to 4,999 kW

<b>Consumption</b>	1,500,000 kWh 4000 kW	<b>Loss Factor 1.0406</b>
--------------------	--------------------------	---------------------------

	2006 BILL			2007 BILL			IMPACT		
	Volume	RATE \$	CHARGE \$	Volume	RATE \$	CHARGE \$	\$	%	% of Total Bill
Monthly Service Charge			\$ 226.13			\$ 228.21	\$ 2.08	0.92%	1113.92%
Distribution (kWh)	1,500,000	\$ -	\$ -	1,500,000	\$ -	\$ -	\$ -	0.00%	0.00%
Distribution (kW)	4,000	\$ 3.3537	\$ 13,414.80	4,000	\$ 3.3846	\$ 13,538.40	\$ 123.60	0.92%	66082.60%
Regulatory Assets (kWh)	1,500,000	\$ -	\$ -	1,500,000	\$ -	\$ -	\$ -	0.00%	0.00%
Regulatory Assets (kW)	4,000	-\$ 0.5067	-\$ 2,026.80	4,000	-\$ 0.5067	-\$ 2,026.80	\$ -	0.00%	-9893.06%
<b>Sub-Total</b>			<b>\$ 11,614.13</b>			<b>\$ 11,739.81</b>	<b>\$ 125.68</b>	<b>1.08%</b>	<b>7.96%</b>
Other Charges (kWh)	1560900	\$ 0.0132	\$ 20,603.88	1560900	\$ 0.0132	\$ 20,603.88	\$ -	0.00%	13.97%
Other Charges (kW)	4,162	\$ 2.5385	\$ 10,566.25	4,162	\$ 2.5385	\$ 10,566.25	\$ -	0.00%	7.16%
Cost of Power Commodity (kWh)	750	\$ 0.0580	\$ 43.50	750	\$ 0.0580	\$ 43.50	\$ -	0.00%	0.03%
Cost of Power Commodity (kW)	1,560,150	\$ 0.0670	\$ 104,530.05	1,560,150	\$ 0.0670	\$ 104,530.05	\$ -	0.00%	70.88%
<b>Total Bill before Taxes</b>			<b>\$ 147,357.81</b>			<b>\$ 147,483.49</b>	<b>\$ 125.68</b>	<b>0.09%</b>	<b>100%</b>
<b>GST (2006 - 7%, 2007 - 6%)</b>			<b>\$ 9,332.66</b>			<b>\$ 8,849.01</b>	<b>-\$ 483.65</b>	<b>-5.18%</b>	
<b>Total Bill after Taxes</b>			<b>\$ 156,690.47</b>			<b>\$ 156,332.50</b>	<b>-\$ 357.97</b>	<b>-0.23%</b>	

**Unmetered Scattered Load**

**Consumption**      15,000 kWh  
60 kW      **Loss Factor 1.0406**

	2006 BILL			2007 BILL			IMPACT		
	Volume	RATE \$	CHARGE \$	Volume	RATE \$	CHARGE \$	\$	%	% of Total Bill
Monthly Service Charge			\$ 27.09			\$ 27.34	\$ 0.25	0.92%	133.45%
Distribution (kWh)	15,000	\$ -	\$ -	15,000	\$ -	\$ -	\$ -	0.00%	0.00%
Distribution (kW)	60	\$ 0.0061	\$ 0.37	60	\$ 0.0062	\$ 0.37	\$ 0.01	1.64%	1.82%
Regulatory Assets (kWh)	15,000	\$ -	\$ -	15,000	\$ -	\$ -	\$ -	0.00%	0.00%
Regulatory Assets (kW)	60	-\$ 0.0011	-\$ 0.07	60	-\$ 0.0011	-\$ 0.07	\$ -	0.00%	-0.32%
<b>Sub-Total</b>			<b>\$ 27.39</b>			<b>\$ 27.65</b>	<b>\$ 0.26</b>	<b>0.93%</b>	<b>2.17%</b>
Other Charges (kWh)	15609	\$ 0.0132	\$ 206.04	15609	\$ 0.0132	\$ 206.04	\$ -	0.00%	16.18%
Other Charges (kW)	62	\$ 0.0062	\$ 0.39	62	\$ 0.0062	\$ 0.39	\$ -	0.00%	0.03%
Cost of Power Commodity (kWh)	750	\$ 0.0580	\$ 43.50	750	\$ 0.0580	\$ 43.50	\$ -	0.00%	3.42%
Cost of Power Commodity (kW)	14,859	\$ 0.0670	\$ 995.55	14,859	\$ 0.0670	\$ 995.55	\$ -	0.00%	78.20%
<b>Total Bill before Taxes</b>			<b>\$ 1,272.87</b>			<b>\$ 1,273.12</b>	<b>\$ 0.26</b>	<b>0.02%</b>	<b>100%</b>
<b>GST (2006 - 7%, 2007 - 6%)</b>			<b>\$ 80.62</b>			<b>\$ 76.39</b>	<b>-\$ 4.23</b>	<b>-5.24%</b>	
<b>Total Bill after Taxes</b>			<b>\$ 1,353.48</b>			<b>\$ 1,349.51</b>	<b>-\$ 3.97</b>	<b>-0.29%</b>	

**Unmetered Scattered Load**

**Consumption**      40,000 kWh  
100 kW      **Loss Factor 1.0406**

	2006 BILL			2007 BILL			IMPACT		
	Volume	RATE \$	CHARGE \$	Volume	RATE \$	CHARGE \$	\$	%	% of Total Bill
Monthly Service Charge			\$ 27.09			\$ 27.34	\$ 0.25	0.92%	133.45%
Distribution (kWh)	40,000	\$ -	\$ -	40,000	\$ -	\$ -	\$ -	0.00%	0.00%
Distribution (kW)	100	\$ 0.0061	\$ 0.61	100	\$ 0.0062	\$ 0.62	\$ 0.01	1.64%	3.03%
Regulatory Assets (kWh)	40,000	\$ -	\$ -	40,000	\$ -	\$ -	\$ -	0.00%	0.00%
Regulatory Assets (kW)	100	-\$ 0.0011	-\$ 0.11	100	-\$ 0.0011	-\$ 0.11	\$ -	0.00%	-0.54%
<b>Sub-Total</b>			<b>\$ 27.59</b>			<b>\$ 27.85</b>	<b>\$ 0.26</b>	<b>0.94%</b>	<b>0.83%</b>
Other Charges (kWh)	41624	\$ 0.0132	\$ 549.44	41624	\$ 0.0132	\$ 549.44	\$ -	0.00%	16.35%
Other Charges (kW)	104	\$ 0.0062	\$ 0.65	104	\$ 0.0062	\$ 0.65	\$ -	0.00%	0.02%
Cost of Power Commodity (kWh)	750	\$ 0.0580	\$ 43.50	750	\$ 0.0580	\$ 43.50	\$ -	0.00%	1.29%
Cost of Power Commodity (kW)	40,874	\$ 0.0670	\$ 2,738.56	40,874	\$ 0.0670	\$ 2,738.56	\$ -	0.00%	81.50%
<b>Total Bill before Taxes</b>			<b>\$ 3,359.73</b>			<b>\$ 3,359.99</b>	<b>\$ 0.26</b>	<b>0.01%</b>	<b>100%</b>
<b>GST (2006 - 7%, 2007 - 6%)</b>			<b>\$ 212.78</b>			<b>\$ 201.60</b>	<b>-\$ 11.18</b>	<b>-5.26%</b>	
<b>Total Bill after Taxes</b>			<b>\$ 3,572.51</b>			<b>\$ 3,561.59</b>	<b>-\$ 10.92</b>	<b>-0.31%</b>	

**Unmetered Scattered Load**

**Consumption**      100,000 kWh  
500 kW      **Loss Factor 1.0406**

	2006 BILL			2007 BILL			IMPACT		
	Volume	RATE \$	CHARGE \$	Volume	RATE \$	CHARGE \$	\$	%	% of Total Bill
Monthly Service Charge			\$ 27.09			\$ 27.34	\$ 0.25	0.92%	133.45%
Distribution (kWh)	100,000	\$ -	\$ -	100,000	\$ -	\$ -	\$ -	0.00%	0.00%
Distribution (kW)	500	\$ 0.0061	\$ 3.05	500	\$ 0.0062	\$ 3.10	\$ 0.05	1.64%	15.13%
Regulatory Assets (kWh)	100,000	\$ -	\$ -	100,000	\$ -	\$ -	\$ -	0.00%	0.00%
Regulatory Assets (kW)	500	-\$ 0.0011	-\$ 0.55	500	-\$ 0.0011	-\$ 0.55	\$ -	0.00%	-2.68%
<b>Sub-Total</b>			<b>\$ 29.59</b>			<b>\$ 29.89</b>	<b>\$ 0.30</b>	<b>1.01%</b>	<b>0.36%</b>
Other Charges (kWh)	104060	\$ 0.0132	\$ 1,373.59	104060	\$ 0.0132	\$ 1,373.59	\$ -	0.00%	16.41%
Other Charges (kW)	520	\$ 0.0062	\$ 3.23	520	\$ 0.0062	\$ 3.23	\$ -	0.00%	0.04%

Cost of Power Commodity (kWh)	750	\$ 0.0580	\$ 43.50	750	\$ 0.0580	\$ 43.50	\$ -	0.00%	0.52%
Cost of Power Commodity (kWh)	103,310	\$ 0.0670	\$ 6,921.77	103,310	\$ 0.0670	\$ 6,921.77	\$ -	0.00%	82.68%
<b>Total Bill before Taxes</b>			<b>\$ 8,371.68</b>			<b>\$ 8,371.98</b>	<b>\$ 0.30</b>	<b>0.00%</b>	<b>100%</b>
<b>GST (2006 - 7%, 2007 - 6%)</b>			<b>\$ 530.21</b>			<b>\$ 502.32</b>	<b>-\$ 27.89</b>	<b>-5.26%</b>	
<b>Total Bill after Taxes</b>			<b>\$ 8,901.88</b>			<b>\$ 8,874.30</b>	<b>-\$ 27.59</b>	<b>-0.31%</b>	

### Unmetered Scattered Load

<b>Consumption</b>	400,000 kWh 1000 kW	<b>Loss Factor 1.0406</b>
--------------------	------------------------	---------------------------

	2006 BILL			2007 BILL			IMPACT		
	Volume	RATE \$	CHARGE \$	Volume	RATE \$	CHARGE \$	\$	%	% of Total Bill
Monthly Service Charge			\$ 27.09			\$ 27.34	\$ 0.25	0.92%	133.45%
Distribution (kWh)	400,000	\$ -	\$ -	400,000	\$ -	\$ -	\$ -	0.00%	0.00%
Distribution (kW)	1,000	\$ 0.0061	\$ 6.10	1,000	\$ 0.0062	\$ 6.20	\$ 0.10	1.64%	30.26%
Regulatory Assets (kWh)	400,000	\$ -	\$ -	400,000	\$ -	\$ -	\$ -	0.00%	0.00%
Regulatory Assets (kW)	1,000	-\$ 0.0011	-\$ 1.10	1,000	-\$ 0.0011	-\$ 1.10	\$ -	0.00%	-5.37%
<b>Sub-Total</b>			<b>\$ 32.09</b>			<b>\$ 32.44</b>	<b>\$ 0.35</b>	<b>1.09%</b>	<b>0.10%</b>
Other Charges (kWh)	416240	\$ 0.0132	\$ 5,494.37	416240	\$ 0.0132	\$ 5,494.37	\$ -	0.00%	16.44%
Other Charges (kW)	1,041	\$ 0.0062	\$ 6.45	1,041	\$ 0.0062	\$ 6.45	\$ -	0.00%	0.02%
Cost of Power Commodity (kWh)	750	\$ 0.0580	\$ 43.50	750	\$ 0.0580	\$ 43.50	\$ -	0.00%	0.13%
Cost of Power Commodity (kWh)	415,490	\$ 0.0670	\$ 27,837.83	415,490	\$ 0.0670	\$ 27,837.83	\$ -	0.00%	83.31%
<b>Total Bill before Taxes</b>			<b>\$ 33,414.24</b>			<b>\$ 33,414.59</b>	<b>\$ 0.35</b>	<b>0.00%</b>	<b>100%</b>
<b>GST (2006 - 7%, 2007 - 6%)</b>			<b>\$ 2,116.24</b>			<b>\$ 2,004.88</b>	<b>-\$ 111.36</b>	<b>-5.26%</b>	
<b>Total Bill after Taxes</b>			<b>\$ 35,530.47</b>			<b>\$ 35,419.47</b>	<b>-\$ 111.01</b>	<b>-0.31%</b>	

### Unmetered Scattered Load

<b>Consumption</b>	1,000,000 kWh 3000 kW	<b>Loss Factor 1.0406</b>
--------------------	--------------------------	---------------------------

	2006 BILL			2007 BILL			IMPACT		
	Volume	RATE \$	CHARGE \$	Volume	RATE \$	CHARGE \$	\$	%	% of Total Bill
Monthly Service Charge			\$ 27.09			\$ 27.34	\$ 0.25	0.92%	133.45%
Distribution (kWh)	1,000,000	\$ -	\$ -	1,000,000	\$ -	\$ -	\$ -	0.00%	0.00%
Distribution (kW)	3,000	\$ 0.0061	\$ 18.30	3,000	\$ 0.0062	\$ 18.60	\$ 0.30	1.64%	90.79%
Regulatory Assets (kWh)	1,000,000	\$ -	\$ -	1,000,000	\$ -	\$ -	\$ -	0.00%	0.00%
Regulatory Assets (kW)	3,000	-\$ 0.0011	-\$ 3.30	3,000	-\$ 0.0011	-\$ 3.30	\$ -	0.00%	-16.11%
<b>Sub-Total</b>			<b>\$ 42.09</b>			<b>\$ 42.64</b>	<b>\$ 0.55</b>	<b>1.31%</b>	<b>0.05%</b>
Other Charges (kWh)	1040600	\$ 0.0132	\$ 13,735.92	1040600	\$ 0.0132	\$ 13,735.92	\$ -	0.00%	16.45%
Other Charges (kW)	3,122	\$ 0.0062	\$ 19.36	3,122	\$ 0.0062	\$ 19.36	\$ -	0.00%	0.02%
Cost of Power Commodity (kWh)	750	\$ 0.0580	\$ 43.50	750	\$ 0.0580	\$ 43.50	\$ -	0.00%	0.05%
Cost of Power Commodity (kWh)	1,039,850	\$ 0.0670	\$ 69,669.95	1,039,850	\$ 0.0670	\$ 69,669.95	\$ -	0.00%	83.43%
<b>Total Bill before Taxes</b>			<b>\$ 83,510.82</b>			<b>\$ 83,511.37</b>	<b>\$ 0.55</b>	<b>0.00%</b>	<b>100%</b>
<b>GST (2006 - 7%, 2007 - 6%)</b>			<b>\$ 5,289.02</b>			<b>\$ 5,010.68</b>	<b>-\$ 278.34</b>	<b>-5.26%</b>	
<b>Total Bill after Taxes</b>			<b>\$ 88,799.83</b>			<b>\$ 88,522.05</b>	<b>-\$ 277.79</b>	<b>-0.31%</b>	

### Unmetered Scattered Load

<b>Consumption</b>	1,500,000 kWh 4000 kW	<b>Loss Factor 1.0406</b>
--------------------	--------------------------	---------------------------

	2006 BILL			2007 BILL			IMPACT		
	Volume	RATE \$	CHARGE \$	Volume	RATE \$	CHARGE \$	\$	%	% of Total Bill



Monthly Service Charge			\$ 27.09			\$ 27.34	\$ 0.25	0.92%	133.45%
Distribution (kWh)	1,500,000	\$ -	\$ -	1,500,000	\$ -	\$ -	\$ -	0.00%	0.00%
Distribution (kW)	4,000	\$ 0.0061	\$ 24.40	4,000	\$ 0.0062	\$ 24.80	\$ 0.40	1.64%	121.05%
Regulatory Assets (kWh)	1,500,000	\$ -	\$ -	1,500,000	\$ -	\$ -	\$ -	0.00%	0.00%
Regulatory Assets (kW)	4,000	-\$ 0.0011	-\$ 4.40	4,000	-\$ 0.0011	-\$ 4.40	\$ -	0.00%	-21.48%
<b>Sub-Total</b>			<b>\$ 47.09</b>			<b>\$ 47.74</b>	<b>\$ 0.65</b>	<b>1.38%</b>	<b>0.04%</b>
Other Charges (kWh)	1560900	\$ 0.0132	\$ 20,603.88	1560900	\$ 0.0132	\$ 20,603.88	\$ -	0.00%	16.45%
Other Charges (kW)	4,162	\$ 0.0062	\$ 25.81	4,162	\$ 0.0062	\$ 25.81	\$ -	0.00%	0.02%
Cost of Power Commodity (kWh)	750	\$ 0.0580	\$ 43.50	750	\$ 0.0580	\$ 43.50	\$ -	0.00%	0.03%
Cost of Power Commodity (kW)	1,560,150	\$ 0.0670	\$ 104,530.05	1,560,150	\$ 0.0670	\$ 104,530.05	\$ -	0.00%	83.46%
<b>Total Bill before Taxes</b>			<b>\$ 125,250.33</b>			<b>\$ 125,250.98</b>	<b>\$ 0.65</b>	<b>0.00%</b>	<b>100%</b>
<b>GST (2006 - 7%, 2007 - 6%)</b>			<b>\$ 7,932.52</b>			<b>\$ 7,515.06</b>	<b>-\$ 417.46</b>	<b>-5.26%</b>	
<b>Total Bill after Taxes</b>			<b>\$ 133,182.85</b>			<b>\$ 132,766.04</b>	<b>-\$ 416.81</b>	<b>-0.31%</b>	

### Street Lighting

<b>Consumption</b>	15,000 kWh 60 kW	<b>Loss Factor 1.0406</b>
--------------------	---------------------	---------------------------

	2006 BILL			2007 BILL			IMPACT		
	Volume	RATE \$	CHARGE \$	Volume	RATE \$	CHARGE \$	\$	%	% of Total Bill
Monthly Service Charge			\$ 1.09			\$ 1.10	\$ 0.01	0.92%	5.37%
Distribution (kWh)	15,000	\$ -	\$ -	15,000	\$ -	\$ -	\$ -	0.00%	0.00%
Distribution (kW)	60	\$ 2.8467	\$ 170.80	60	\$ 2.8729	\$ 172.37	\$ 1.57	0.92%	841.38%
Regulatory Assets (kWh)	15,000	\$ -	\$ -	15,000	\$ -	\$ -	\$ -	0.00%	0.00%
Regulatory Assets (kW)	60	-\$ 0.4456	-\$ 26.74	60	-\$ 0.4456	-\$ 26.74	\$ -	0.00%	-130.50%
<b>Sub-Total</b>			<b>\$ 145.16</b>			<b>\$ 146.74</b>	<b>\$ 1.58</b>	<b>1.09%</b>	<b>9.70%</b>
Other Charges (kWh)	15609	\$ 0.0132	\$ 206.04	15609	\$ 0.0132	\$ 206.04	\$ -	0.00%	13.63%
Other Charges (kW)	62	\$ 1.9259	\$ 120.25	62	\$ 1.9259	\$ 120.25	\$ -	0.00%	7.95%
Cost of Power Commodity (kWh)	750	\$ 0.0580	\$ 43.50	750	\$ 0.0580	\$ 43.50	\$ -	0.00%	2.88%
Cost of Power Commodity (kW)	14,859	\$ 0.0670	\$ 995.55	14,859	\$ 0.0670	\$ 995.55	\$ -	0.00%	65.84%
<b>Total Bill before Taxes</b>			<b>\$ 1,510.49</b>			<b>\$ 1,512.08</b>	<b>\$ 1.58</b>	<b>0.10%</b>	<b>100%</b>
<b>GST (2006 - 7%, 2007 - 6%)</b>			<b>\$ 95.66</b>			<b>\$ 90.72</b>	<b>-\$ 4.94</b>	<b>-5.16%</b>	
<b>Total Bill after Taxes</b>			<b>\$ 1,606.16</b>			<b>\$ 1,602.80</b>	<b>-\$ 3.36</b>	<b>-0.21%</b>	

### Street Lighting

<b>Consumption</b>	40,000 kWh 100 kW	<b>Loss Factor 1.0406</b>
--------------------	----------------------	---------------------------

	2006 BILL			2007 BILL			IMPACT		
	Volume	RATE \$	CHARGE \$	Volume	RATE \$	CHARGE \$	\$	%	% of Total Bill
Monthly Service Charge			\$ 1.09			\$ 1.10	\$ 0.01	0.92%	5.37%
Distribution (kWh)	40,000	\$ -	\$ -	40,000	\$ -	\$ -	\$ -	0.00%	0.00%
Distribution (kW)	100	\$ 2.8467	\$ 284.67	100	\$ 2.8729	\$ 287.29	\$ 2.62	0.92%	1402.30%
Regulatory Assets (kWh)	40,000	\$ -	\$ -	40,000	\$ -	\$ -	\$ -	0.00%	0.00%
Regulatory Assets (kW)	100	-\$ 0.4456	-\$ 44.56	100	-\$ 0.4456	-\$ 44.56	\$ -	0.00%	-217.50%
<b>Sub-Total</b>			<b>\$ 241.20</b>			<b>\$ 243.83</b>	<b>\$ 2.63</b>	<b>1.09%</b>	<b>6.46%</b>
Other Charges (kWh)	41624	\$ 0.0132	\$ 549.44	41624	\$ 0.0132	\$ 549.44	\$ -	0.00%	14.55%
Other Charges (kW)	104	\$ 1.9259	\$ 200.41	104	\$ 1.9259	\$ 200.41	\$ -	0.00%	5.31%
Cost of Power Commodity (kWh)	750	\$ 0.0580	\$ 43.50	750	\$ 0.0580	\$ 43.50	\$ -	0.00%	1.15%
Cost of Power Commodity (kW)	40,874	\$ 0.0670	\$ 2,738.56	40,874	\$ 0.0670	\$ 2,738.56	\$ -	0.00%	72.53%
<b>Total Bill before Taxes</b>			<b>\$ 3,773.10</b>			<b>\$ 3,775.73</b>	<b>\$ 2.63</b>	<b>0.07%</b>	<b>100%</b>
<b>GST (2006 - 7%, 2007 - 6%)</b>			<b>\$ 238.96</b>			<b>\$ 226.54</b>	<b>-\$ 12.42</b>	<b>-5.20%</b>	
<b>Total Bill after Taxes</b>			<b>\$ 4,012.07</b>			<b>\$ 4,002.28</b>	<b>-\$ 9.79</b>	<b>-0.24%</b>	

**Street Lighting**

**Consumption**      100,000 kWh  
500 kW      **Loss Factor 1.0406**

	2006 BILL			2007 BILL			IMPACT		
	Volume	RATE \$	CHARGE \$	Volume	RATE \$	CHARGE \$	\$	%	% of Total Bill
Monthly Service Charge			\$ 1.09			\$ 1.10	\$ 0.01	0.92%	5.37%
Distribution (kWh)	100,000	\$ -	\$ -	100,000	\$ -	\$ -	\$ -	0.00%	0.00%
Distribution (kW)	500	\$ 2.8467	\$ 1,423.35	500	\$ 2.8729	\$ 1,436.45	\$ 13.10	0.92%	7011.49%
Regulatory Assets (kWh)	100,000	\$ -	\$ -	100,000	\$ -	\$ -	\$ -	0.00%	0.00%
Regulatory Assets (kW)	500	-\$ 0.4456	-\$ 222.80	500	-\$ 0.4456	-\$ 222.80	\$ -	0.00%	-1087.51%
<b>Sub-Total</b>			<b>\$ 1,201.64</b>			<b>\$ 1,214.75</b>	<b>\$ 13.11</b>	<b>1.09%</b>	<b>11.51%</b>
Other Charges (kWh)	104060	\$ 0.0132	\$ 1,373.59	104060	\$ 0.0132	\$ 1,373.59	\$ -	0.00%	13.01%
Other Charges (kW)	520	\$ 1.9259	\$ 1,002.05	520	\$ 1.9259	\$ 1,002.05	\$ -	0.00%	9.49%
Cost of Power Commodity (kWh)	750	\$ 0.0580	\$ 43.50	750	\$ 0.0580	\$ 43.50	\$ -	0.00%	0.41%
Cost of Power Commodity (kW)	103,310	\$ 0.0670	\$ 6,921.77	103,310	\$ 0.0670	\$ 6,921.77	\$ -	0.00%	65.57%
<b>Total Bill before Taxes</b>			<b>\$ 10,542.55</b>			<b>\$ 10,555.66</b>	<b>\$ 13.11</b>	<b>0.12%</b>	<b>100%</b>
<b>GST (2006 - 7%, 2007 - 6%)</b>			<b>\$ 667.69</b>			<b>\$ 633.34</b>	<b>-\$ 34.36</b>	<b>-5.15%</b>	
<b>Total Bill after Taxes</b>			<b>\$ 11,210.24</b>			<b>\$ 11,189.00</b>	<b>-\$ 21.25</b>	<b>-0.19%</b>	

**Street Lighting**

**Consumption**      400,000 kWh  
1000 kW      **Loss Factor 1.0406**

	2006 BILL			2007 BILL			IMPACT		
	Volume	RATE \$	CHARGE \$	Volume	RATE \$	CHARGE \$	\$	%	% of Total Bill
Monthly Service Charge			\$ 1.09			\$ 1.10	\$ 0.01	0.92%	5.37%
Distribution (kWh)	400,000	\$ -	\$ -	400,000	\$ -	\$ -	\$ -	0.00%	0.00%
Distribution (kW)	1,000	\$ 2.8467	\$ 2,846.70	1,000	\$ 2.8729	\$ 2,872.90	\$ 26.20	0.92%	14022.98%
Regulatory Assets (kWh)	400,000	\$ -	\$ -	400,000	\$ -	\$ -	\$ -	0.00%	0.00%
Regulatory Assets (kW)	1,000	-\$ 0.4456	-\$ 445.60	1,000	-\$ 0.4456	-\$ 445.60	\$ -	0.00%	-2175.03%
<b>Sub-Total</b>			<b>\$ 2,402.19</b>			<b>\$ 2,428.40</b>	<b>\$ 26.21</b>	<b>1.09%</b>	<b>6.42%</b>
Other Charges (kWh)	416240	\$ 0.0132	\$ 5,494.37	416240	\$ 0.0132	\$ 5,494.37	\$ -	0.00%	14.53%
Other Charges (kW)	1,041	\$ 1.9259	\$ 2,004.09	1,041	\$ 1.9259	\$ 2,004.09	\$ -	0.00%	5.30%
Cost of Power Commodity (kWh)	750	\$ 0.0580	\$ 43.50	750	\$ 0.0580	\$ 43.50	\$ -	0.00%	0.12%
Cost of Power Commodity (kW)	415,490	\$ 0.0670	\$ 27,837.83	415,490	\$ 0.0670	\$ 27,837.83	\$ -	0.00%	73.63%
<b>Total Bill before Taxes</b>			<b>\$ 37,781.98</b>			<b>\$ 37,808.19</b>	<b>\$ 26.21</b>	<b>0.07%</b>	<b>100%</b>
<b>GST (2006 - 7%, 2007 - 6%)</b>			<b>\$ 2,392.86</b>			<b>\$ 2,268.49</b>	<b>-\$ 124.37</b>	<b>-5.20%</b>	
<b>Total Bill after Taxes</b>			<b>\$ 40,174.84</b>			<b>\$ 40,076.68</b>	<b>-\$ 98.16</b>	<b>-0.24%</b>	

**Street Lighting**

**Consumption**      1,000,000 kWh  
3000 kW      **Loss Factor 1.0406**

	2006 BILL			2007 BILL			IMPACT		
	Volume	RATE \$	CHARGE \$	Volume	RATE \$	CHARGE \$	\$	%	% of Total Bill
Monthly Service Charge			\$ 1.09			\$ 1.10	\$ 0.01	0.92%	5.37%
Distribution (kWh)	1,000,000	\$ -	\$ -	1,000,000	\$ -	\$ -	\$ -	0.00%	0.00%
Distribution (kW)	3,000	\$ 2.8467	\$ 8,540.10	3,000	\$ 2.8729	\$ 8,618.70	\$ 78.60	0.92%	42068.94%
Regulatory Assets (kWh)	1,000,000	\$ -	\$ -	1,000,000	\$ -	\$ -	\$ -	0.00%	0.00%
Regulatory Assets (kW)	3,000	-\$ 0.4456	-\$ 1,336.80	3,000	-\$ 0.4456	-\$ 1,336.80	\$ -	0.00%	-6525.09%
<b>Sub-Total</b>			<b>\$ 7,204.39</b>			<b>\$ 7,283.00</b>	<b>\$ 78.61</b>	<b>1.09%</b>	<b>7.53%</b>
Other Charges (kWh)	1040600	\$ 0.0132	\$ 13,735.92	1040600	\$ 0.0132	\$ 13,735.92	\$ -	0.00%	14.20%
Other Charges (kW)	3,122	\$ 1.9259	\$ 6,012.27	3,122	\$ 1.9259	\$ 6,012.27	\$ -	0.00%	6.21%

Cost of Power Commodity (kWh)	750	\$ 0.0580	\$ 43.50	750	\$ 0.0580	\$ 43.50	\$ -	0.00%	0.04%
Cost of Power Commodity (kWh)	1,039,850	\$ 0.0670	\$ 69,669.95	1,039,850	\$ 0.0670	\$ 69,669.95	\$ -	0.00%	72.01%
<b>Total Bill before Taxes</b>			<b>\$ 96,666.03</b>			<b>\$ 96,744.64</b>	<b>\$ 78.61</b>	<b>0.08%</b>	<b>100%</b>
<b>GST (2006 - 7%, 2007 - 6%)</b>			<b>\$ 6,122.18</b>			<b>\$ 5,804.68</b>	<b>-\$ 317.50</b>	<b>-5.19%</b>	
<b>Total Bill after Taxes</b>			<b>\$ 102,788.22</b>			<b>\$ 102,549.32</b>	<b>-\$ 238.89</b>	<b>-0.23%</b>	

### Street Lighting

<b>Consumption</b>	1,500,000 kWh 4000 kW	<b>Loss Factor 1.0406</b>
--------------------	--------------------------	---------------------------

	2006 BILL			2007 BILL			IMPACT		
	Volume	RATE \$	CHARGE \$	Volume	RATE \$	CHARGE \$	\$	%	% of Total Bill
Monthly Service Charge			\$ 1.09			\$ 1.10	\$ 0.01	0.92%	5.37%
Distribution (kWh)	1,500,000	\$ -	\$ -	1,500,000	\$ -	\$ -	\$ -	0.00%	0.00%
Distribution (kW)	4,000	\$ 2.8467	\$ 11,386.80	4,000	\$ 2.8729	\$ 11,491.60	\$ 104.80	0.92%	56091.92%
Regulatory Assets (kWh)	1,500,000	\$ -	\$ -	1,500,000	\$ -	\$ -	\$ -	0.00%	0.00%
Regulatory Assets (kW)	4,000	-\$ 0.4456	-\$ 1,782.40	4,000	-\$ 0.4456	-\$ 1,782.40	\$ -	0.00%	-8700.11%
<b>Sub-Total</b>			<b>\$ 9,605.49</b>			<b>\$ 9,710.30</b>	<b>\$ 104.81</b>	<b>1.09%</b>	<b>6.79%</b>
Other Charges (kWh)	1560900	\$ 0.0132	\$ 20,603.88	1560900	\$ 0.0132	\$ 20,603.88	\$ -	0.00%	14.42%
Other Charges (kW)	4,162	\$ 1.9259	\$ 8,016.37	4,162	\$ 1.9259	\$ 8,016.37	\$ -	0.00%	5.61%
Cost of Power Commodity (kWh)	750	\$ 0.0580	\$ 43.50	750	\$ 0.0580	\$ 43.50	\$ -	0.00%	0.03%
Cost of Power Commodity (kWh)	1,560,150	\$ 0.0670	\$ 104,530.05	1,560,150	\$ 0.0670	\$ 104,530.05	\$ -	0.00%	73.15%
<b>Total Bill before Taxes</b>			<b>\$ 142,799.29</b>			<b>\$ 142,904.10</b>	<b>\$ 104.81</b>	<b>0.07%</b>	<b>100%</b>
<b>GST (2006 - 7%, 2007 - 6%)</b>			<b>\$ 9,043.95</b>			<b>\$ 8,574.25</b>	<b>-\$ 469.71</b>	<b>-5.19%</b>	
<b>Total Bill after Taxes</b>			<b>\$ 151,843.24</b>			<b>\$ 151,478.34</b>	<b>-\$ 364.90</b>	<b>-0.24%</b>	

0

<b>Consumption</b>	100,000 kWh 500 kW	<b>Loss Factor 1.0406</b>
--------------------	-----------------------	---------------------------

	2006 BILL			2007 BILL			IMPACT		
	Volume	RATE \$	CHARGE \$	Volume	RATE \$	CHARGE \$	\$	%	% of Total Bill
Monthly Service Charge			#N/A			#N/A	#N/A	0.00%	#N/A
Distribution (kWh)	100,000	\$ -	\$ -	100,000	\$ -	\$ -	\$ -	0.00%	0.00%
Distribution (kW)	500	#N/A	#N/A	500	#N/A	#N/A	#N/A	0.00%	#N/A
Regulatory Assets (kWh)	100,000	\$ -	\$ -	100,000	\$ -	\$ -	\$ -	0.00%	0.00%
Regulatory Assets (kW)	500	#N/A	#N/A	500	#N/A	#N/A	#N/A	0.00%	#N/A
<b>Sub-Total</b>			<b>#N/A</b>			<b>#N/A</b>	<b>#N/A</b>	<b>#N/A</b>	<b>#N/A</b>
Other Charges (kWh)	104060	\$ 0.0132	\$ 1,373.59	104060	\$ 0.0132	\$ 1,373.59	\$ -	0.00%	#N/A
Other Charges (kW)	520	#N/A	#N/A	520	#N/A	#N/A	#N/A	0.00%	#N/A
Cost of Power Commodity (kWh)	750	\$ 0.0580	\$ 43.50	750	\$ 0.0580	\$ 43.50	\$ -	0.00%	#N/A
Cost of Power Commodity (kWh)	103,310	\$ 0.0670	\$ 6,921.77	103,310	\$ 0.0670	\$ 6,921.77	\$ -	0.00%	#N/A
<b>Total Bill before Taxes</b>			<b>#N/A</b>			<b>#N/A</b>	<b>#N/A</b>	<b>0.00%</b>	<b>#N/A</b>
<b>GST (2006 - 7%, 2007 - 6%)</b>			<b>#N/A</b>			<b>#N/A</b>	<b>#N/A</b>	<b>0.00%</b>	
<b>Total Bill after Taxes</b>			<b>#N/A</b>			<b>#N/A</b>	<b>#N/A</b>	<b>0.00%</b>	

0

<b>Consumption</b>	400,000 kWh 1000 kW	<b>Loss Factor 1.0406</b>
--------------------	------------------------	---------------------------

	2006 BILL			2007 BILL			IMPACT		
	Volume	RATE \$	CHARGE \$	Volume	RATE \$	CHARGE \$	\$	%	% of Total Bill

Monthly Service Charge			#N/A			#N/A	#N/A	0.00%	#N/A
Distribution (kWh)	400,000	\$ -	\$ -	400,000	\$ -	\$ -	\$ -	0.00%	0.00%
Distribution (kW)	1,000	#N/A	#N/A	1,000	#N/A	#N/A	#N/A	0.00%	#N/A
Regulatory Assets (kWh)	400,000	\$ -	\$ -	400,000	\$ -	\$ -	\$ -	0.00%	0.00%
Regulatory Assets (kW)	1,000	#N/A	#N/A	1,000	#N/A	#N/A	#N/A	0.00%	#N/A
<b>Sub-Total</b>			#N/A			#N/A	#N/A	#N/A	#N/A
Other Charges (kWh)	416240	\$ 0.0132	\$ 5,494.37	416240	\$ 0.0132	\$ 5,494.37	\$ -	0.00%	#N/A
Other Charges (kW)	1,041	#N/A	#N/A	1,041	#N/A	#N/A	#N/A	0.00%	#N/A
Cost of Power Commodity (kWh)	750	\$ 0.0580	\$ 43.50	750	\$ 0.0580	\$ 43.50	\$ -	0.00%	#N/A
Cost of Power Commodity (kW)	415,490	\$ 0.0670	\$ 27,837.83	415,490	\$ 0.0670	\$ 27,837.83	\$ -	0.00%	#N/A
<b>Total Bill before Taxes</b>			#N/A			#N/A	#N/A	<b>0.00%</b>	#N/A
<b>GST (2006 - 7%, 2007 - 6%)</b>			#N/A			#N/A	#N/A	<b>0.00%</b>	
<b>Total Bill after Taxes</b>			#N/A			#N/A	#N/A	<b>0.00%</b>	

0

<b>Consumption</b>	1,000,000 kWh 3000 kW	<b>Loss Factor 1.0406</b>
--------------------	--------------------------	---------------------------

	2006 BILL			2007 BILL			IMPACT		
	Volume	RATE \$	CHARGE \$	Volume	RATE \$	CHARGE \$	\$	%	% of Total Bill
Monthly Service Charge			#N/A			#N/A	#N/A	0.00%	#N/A
Distribution (kWh)	1,000,000	\$ -	\$ -	1,000,000	\$ -	\$ -	\$ -	0.00%	0.00%
Distribution (kW)	3,000	#N/A	#N/A	3,000	#N/A	#N/A	#N/A	0.00%	#N/A
Regulatory Assets (kWh)	1,000,000	\$ -	\$ -	1,000,000	\$ -	\$ -	\$ -	0.00%	0.00%
Regulatory Assets (kW)	3,000	#N/A	#N/A	3,000	#N/A	#N/A	#N/A	0.00%	#N/A
<b>Sub-Total</b>			#N/A			#N/A	#N/A	#N/A	#N/A
Other Charges (kWh)	1040600	\$ 0.0132	\$ 13,735.92	1040600	\$ 0.0132	\$ 13,735.92	\$ -	0.00%	#N/A
Other Charges (kW)	3,122	#N/A	#N/A	3,122	#N/A	#N/A	#N/A	0.00%	#N/A
Cost of Power Commodity (kWh)	750	\$ 0.0580	\$ 43.50	750	\$ 0.0580	\$ 43.50	\$ -	0.00%	#N/A
Cost of Power Commodity (kW)	1,039,850	\$ 0.0670	\$ 69,669.95	1,039,850	\$ 0.0670	\$ 69,669.95	\$ -	0.00%	#N/A
<b>Total Bill before Taxes</b>			#N/A			#N/A	#N/A	<b>0.00%</b>	#N/A
<b>GST (2006 - 7%, 2007 - 6%)</b>			#N/A			#N/A	#N/A	<b>0.00%</b>	
<b>Total Bill after Taxes</b>			#N/A			#N/A	#N/A	<b>0.00%</b>	

0

<b>Consumption</b>	1,500,000 kWh 4000 kW	<b>Loss Factor 1.0406</b>
--------------------	--------------------------	---------------------------

	2006 BILL			2007 BILL			IMPACT		
	Volume	RATE \$	CHARGE \$	Volume	RATE \$	CHARGE \$	\$	%	% of Total Bill
Monthly Service Charge			#N/A			#N/A	#N/A	0.00%	#N/A
Distribution (kWh)	1,500,000	\$ -	\$ -	1,500,000	\$ -	\$ -	\$ -	0.00%	0.00%
Distribution (kW)	4,000	#N/A	#N/A	4,000	#N/A	#N/A	#N/A	0.00%	#N/A
Regulatory Assets (kWh)	1,500,000	\$ -	\$ -	1,500,000	\$ -	\$ -	\$ -	0.00%	0.00%
Regulatory Assets (kW)	4,000	#N/A	#N/A	4,000	#N/A	#N/A	#N/A	0.00%	#N/A
<b>Sub-Total</b>			#N/A			#N/A	#N/A	#N/A	#N/A
Other Charges (kWh)	1560900	\$ 0.0132	\$ 20,603.88	1560900	\$ 0.0132	\$ 20,603.88	\$ -	0.00%	#N/A
Other Charges (kW)	4,162	#N/A	#N/A	4,162	#N/A	#N/A	#N/A	0.00%	#N/A
Cost of Power Commodity (kWh)	750	\$ 0.0580	\$ 43.50	750	\$ 0.0580	\$ 43.50	\$ -	0.00%	#N/A
Cost of Power Commodity (kW)	1,560,150	\$ 0.0670	\$ 104,530.05	1,560,150	\$ 0.0670	\$ 104,530.05	\$ -	0.00%	#N/A
<b>Total Bill before Taxes</b>			#N/A			#N/A	#N/A	<b>0.00%</b>	#N/A
<b>GST (2006 - 7%, 2007 - 6%)</b>			#N/A			#N/A	#N/A	<b>0.00%</b>	
<b>Total Bill after Taxes</b>			#N/A			#N/A	#N/A	<b>0.00%</b>	

0

<b>Consumption</b>	750 kWh 0 kW	<b>Loss Factor 1.0406</b>
--------------------	-----------------	---------------------------

	2006 BILL			2007 BILL			IMPACT		
	Volume	RATE \$	CHARGE \$	Volume	RATE \$	CHARGE \$	\$	%	% of Total Bill
Monthly Service Charge			#N/A			#N/A	#N/A	0.00%	#N/A
Distribution (kWh)	750	#N/A	#N/A	750	#N/A	#N/A	#N/A	0.00%	#N/A
Distribution (kW)	0	\$ -	\$ -	0	\$ -	\$ -	\$ -	0.00%	0.00%
Regulatory Assets (kWh)	750	#N/A	#N/A	750	#N/A	#N/A	#N/A	0.00%	#N/A
Regulatory Assets (kW)	0	\$ -	\$ -	0	\$ -	\$ -	\$ -	0.00%	0.00%
<b>Sub-Total</b>			<b>#N/A</b>			<b>#N/A</b>	<b>#N/A</b>	<b>#N/A</b>	<b>#N/A</b>
Other Charges (kWh)	780	#N/A	#N/A	780	#N/A	#N/A	#N/A	0.00%	#N/A
Other Charges (kW)	0	\$ -	\$ -	0	\$ -	\$ -	\$ -	0.00%	#N/A
Cost of Power Commodity (kWh)	750	\$ 0.0580	\$ 43.50	750	\$ 0.0580	\$ 43.50	\$ -	0.00%	#N/A
Cost of Power Commodity (kW)	30	\$ 0.0670	\$ 2.04	30	\$ 0.0670	\$ 2.04	\$ -	0.00%	#N/A
<b>Total Bill before Taxes</b>			<b>#N/A</b>			<b>#N/A</b>	<b>#N/A</b>	<b>0.00%</b>	<b>#N/A</b>
<b>GST (2006 - 7%, 2007 - 6%)</b>			<b>#N/A</b>			<b>#N/A</b>	<b>#N/A</b>	<b>0.00%</b>	
<b>Total Bill after Taxes</b>			<b>#N/A</b>			<b>#N/A</b>	<b>#N/A</b>	<b>0.00%</b>	

0

<b>Consumption</b>	1,000 kWh 0 kW	<b>Loss Factor 1.0406</b>
--------------------	-------------------	---------------------------

	2006 BILL			2007 BILL			IMPACT		
	Volume	RATE \$	CHARGE \$	Volume	RATE \$	CHARGE \$	\$	%	% of Total Bill
Monthly Service Charge			#N/A			#N/A	#N/A	0.00%	#N/A
Distribution (kWh)	1,000	#N/A	#N/A	1,000	#N/A	#N/A	#N/A	0.00%	#N/A
Distribution (kW)	0	\$ -	\$ -	0	\$ -	\$ -	\$ -	0.00%	0.00%
Regulatory Assets (kWh)	1,000	#N/A	#N/A	1,000	#N/A	#N/A	#N/A	0.00%	#N/A
Regulatory Assets (kW)	0	\$ -	\$ -	0	\$ -	\$ -	\$ -	0.00%	0.00%
<b>Sub-Total</b>			<b>#N/A</b>			<b>#N/A</b>	<b>#N/A</b>	<b>#N/A</b>	<b>#N/A</b>
Other Charges (kWh)	1041	#N/A	#N/A	1041	#N/A	#N/A	#N/A	0.00%	#N/A
Other Charges (kW)	0	\$ -	\$ -	0	\$ -	\$ -	\$ -	0.00%	#N/A
Cost of Power Commodity (kWh)	750	\$ 0.0580	\$ 43.50	750	\$ 0.0580	\$ 43.50	\$ -	0.00%	#N/A
Cost of Power Commodity (kW)	291	\$ 0.0670	\$ 19.47	291	\$ 0.0670	\$ 19.47	\$ -	0.00%	#N/A
<b>Total Bill before Taxes</b>			<b>#N/A</b>			<b>#N/A</b>	<b>#N/A</b>	<b>0.00%</b>	<b>#N/A</b>
<b>GST (2006 - 7%, 2007 - 6%)</b>			<b>#N/A</b>			<b>#N/A</b>	<b>#N/A</b>	<b>0.00%</b>	
<b>Total Bill after Taxes</b>			<b>#N/A</b>			<b>#N/A</b>	<b>#N/A</b>	<b>0.00%</b>	

0

<b>Consumption</b>	1,500 kWh 0 kW	<b>Loss Factor 1.0406</b>
--------------------	-------------------	---------------------------

	2006 BILL			2007 BILL			IMPACT		
	Volume	RATE \$	CHARGE \$	Volume	RATE \$	CHARGE \$	\$	%	% of Total Bill
Monthly Service Charge			#N/A			#N/A	#N/A	0.00%	#N/A
Distribution (kWh)	1,500	#N/A	#N/A	1,500	#N/A	#N/A	#N/A	0.00%	#N/A
Distribution (kW)	0	\$ -	\$ -	0	\$ -	\$ -	\$ -	0.00%	0.00%
Regulatory Assets (kWh)	1,500	#N/A	#N/A	1,500	#N/A	#N/A	#N/A	0.00%	#N/A
Regulatory Assets (kW)	0	\$ -	\$ -	0	\$ -	\$ -	\$ -	0.00%	0.00%
<b>Sub-Total</b>			<b>#N/A</b>			<b>#N/A</b>	<b>#N/A</b>	<b>#N/A</b>	<b>#N/A</b>
Other Charges (kWh)	1561	#N/A	#N/A	1561	#N/A	#N/A	#N/A	0.00%	#N/A
Other Charges (kW)	0	\$ -	\$ -	0	\$ -	\$ -	\$ -	0.00%	#N/A

Cost of Power Commodity (kWh)	750	\$ 0.0580	\$ 43.50	750	\$ 0.0580	\$ 43.50	\$ -	0.00%	#N/A
Cost of Power Commodity (kWh)	811	\$ 0.0670	\$ 54.33	811	\$ 0.0670	\$ 54.33	\$ -	0.00%	#N/A
<b>Total Bill before Taxes</b>			#N/A			#N/A	#N/A	0.00%	#N/A
<b>GST (2006 - 7%, 2007 - 6%)</b>			#N/A			#N/A	#N/A	0.00%	
<b>Total Bill after Taxes</b>			#N/A			#N/A	#N/A	0.00%	

0

<b>Consumption</b>	2,000 kWh 0 kW	<b>Loss Factor 1.0406</b>
--------------------	-------------------	---------------------------

	2006 BILL			2007 BILL			IMPACT		
	Volume	RATE \$	CHARGE \$	Volume	RATE \$	CHARGE \$	\$	%	% of Total Bill
Monthly Service Charge			#N/A			#N/A	#N/A	0.00%	#N/A
Distribution (kWh)	2,000	#N/A	#N/A	2,000	#N/A	#N/A	#N/A	0.00%	#N/A
Distribution (kW)	0	\$ -	\$ -	0	\$ -	\$ -	\$ -	0.00%	0.00%
Regulatory Assets (kWh)	2,000	#N/A	#N/A	2,000	#N/A	#N/A	#N/A	0.00%	#N/A
Regulatory Assets (kW)	0	\$ -	\$ -	0	\$ -	\$ -	\$ -	0.00%	0.00%
<b>Sub-Total</b>			#N/A			#N/A	#N/A	#N/A	#N/A
Other Charges (kWh)	2081	#N/A	#N/A	2081	#N/A	#N/A	#N/A	0.00%	#N/A
Other Charges (kW)	0	\$ -	\$ -	0	\$ -	\$ -	\$ -	0.00%	#N/A
Cost of Power Commodity (kWh)	750	\$ 0.0580	\$ 43.50	750	\$ 0.0580	\$ 43.50	\$ -	0.00%	#N/A
Cost of Power Commodity (kWh)	1,331	\$ 0.0670	\$ 89.19	1,331	\$ 0.0670	\$ 89.19	\$ -	0.00%	#N/A
<b>Total Bill before Taxes</b>			#N/A			#N/A	#N/A	0.00%	#N/A
<b>GST (2006 - 7%, 2007 - 6%)</b>			#N/A			#N/A	#N/A	0.00%	
<b>Total Bill after Taxes</b>			#N/A			#N/A	#N/A	0.00%	

0

<b>Consumption</b>	750 kWh 0 kW	<b>Loss Factor 1.0406</b>
--------------------	-----------------	---------------------------

	2006 BILL			2007 BILL			IMPACT		
	Volume	RATE \$	CHARGE \$	Volume	RATE \$	CHARGE \$	\$	%	% of Total Bill
Monthly Service Charge			#N/A			#N/A	#N/A	0.00%	#N/A
Distribution (kWh)	750	#N/A	#N/A	750	#N/A	#N/A	#N/A	0.00%	#N/A
Distribution (kW)	0	\$ -	\$ -	0	\$ -	\$ -	\$ -	0.00%	0.00%
Regulatory Assets (kWh)	750	#N/A	#N/A	750	#N/A	#N/A	#N/A	0.00%	#N/A
Regulatory Assets (kW)	0	\$ -	\$ -	0	\$ -	\$ -	\$ -	0.00%	0.00%
<b>Sub-Total</b>			#N/A			#N/A	#N/A	#N/A	#N/A
Other Charges (kWh)	780	#N/A	#N/A	780	#N/A	#N/A	#N/A	0.00%	#N/A
Other Charges (kW)	0	\$ -	\$ -	0	\$ -	\$ -	\$ -	0.00%	#N/A
Cost of Power Commodity (kWh)	750	\$ 0.0580	\$ 43.50	750	\$ 0.0580	\$ 43.50	\$ -	0.00%	#N/A
Cost of Power Commodity (kWh)	30	\$ 0.0670	\$ 2.04	30	\$ 0.0670	\$ 2.04	\$ -	0.00%	#N/A
<b>Total Bill before Taxes</b>			#N/A			#N/A	#N/A	0.00%	#N/A
<b>GST (2006 - 7%, 2007 - 6%)</b>			#N/A			#N/A	#N/A	0.00%	
<b>Total Bill after Taxes</b>			#N/A			#N/A	#N/A	0.00%	

0

<b>Consumption</b>	1,000 kWh 0 kW	<b>Loss Factor 1.0406</b>
--------------------	-------------------	---------------------------

	2006 BILL			2007 BILL			IMPACT		
	Volume	RATE \$	CHARGE \$	Volume	RATE \$	CHARGE \$	\$	%	% of Total Bill

Monthly Service Charge			#N/A			#N/A	#N/A	0.00%	#N/A
Distribution (kWh)	1,000	#N/A	#N/A	1,000	#N/A	#N/A	#N/A	0.00%	#N/A
Distribution (kW)	0	\$ -	\$ -	0	\$ -	\$ -	\$ -	0.00%	0.00%
Regulatory Assets (kWh)	1,000	#N/A	#N/A	1,000	#N/A	#N/A	#N/A	0.00%	#N/A
Regulatory Assets (kW)	0	\$ -	\$ -	0	\$ -	\$ -	\$ -	0.00%	0.00%
<b>Sub-Total</b>			<b>#N/A</b>			<b>#N/A</b>	<b>#N/A</b>	<b>#N/A</b>	<b>#N/A</b>
Other Charges (kWh)	1041	#N/A	#N/A	1041	#N/A	#N/A	#N/A	0.00%	#N/A
Other Charges (kW)	0	\$ -	\$ -	0	\$ -	\$ -	\$ -	0.00%	#N/A
Cost of Power Commodity (kWh)	750	\$ 0.0580	\$ 43.50	750	\$ 0.0580	\$ 43.50	\$ -	0.00%	#N/A
Cost of Power Commodity (kW)	291	\$ 0.0670	\$ 19.47	291	\$ 0.0670	\$ 19.47	\$ -	0.00%	#N/A
<b>Total Bill before Taxes</b>			<b>#N/A</b>			<b>#N/A</b>	<b>#N/A</b>	<b>0.00%</b>	<b>#N/A</b>
<b>GST (2006 - 7%, 2007 - 6%)</b>			<b>#N/A</b>			<b>#N/A</b>	<b>#N/A</b>	<b>0.00%</b>	
<b>Total Bill after Taxes</b>			<b>#N/A</b>			<b>#N/A</b>	<b>#N/A</b>	<b>0.00%</b>	

0

<b>Consumption</b>	1,500 kWh 0 kW	<b>Loss Factor 1.0406</b>
--------------------	-------------------	---------------------------

	2006 BILL			2007 BILL			IMPACT		
	Volume	RATE \$	CHARGE \$	Volume	RATE \$	CHARGE \$	\$	%	% of Total Bill
Monthly Service Charge			#N/A			#N/A	#N/A	0.00%	#N/A
Distribution (kWh)	1,500	#N/A	#N/A	1,500	#N/A	#N/A	#N/A	0.00%	#N/A
Distribution (kW)	0	\$ -	\$ -	0	\$ -	\$ -	\$ -	0.00%	0.00%
Regulatory Assets (kWh)	1,500	#N/A	#N/A	1,500	#N/A	#N/A	#N/A	0.00%	#N/A
Regulatory Assets (kW)	0	\$ -	\$ -	0	\$ -	\$ -	\$ -	0.00%	0.00%
<b>Sub-Total</b>			<b>#N/A</b>			<b>#N/A</b>	<b>#N/A</b>	<b>#N/A</b>	<b>#N/A</b>
Other Charges (kWh)	1561	#N/A	#N/A	1561	#N/A	#N/A	#N/A	0.00%	#N/A
Other Charges (kW)	0	\$ -	\$ -	0	\$ -	\$ -	\$ -	0.00%	#N/A
Cost of Power Commodity (kWh)	750	\$ 0.0580	\$ 43.50	750	\$ 0.0580	\$ 43.50	\$ -	0.00%	#N/A
Cost of Power Commodity (kW)	811	\$ 0.0670	\$ 54.33	811	\$ 0.0670	\$ 54.33	\$ -	0.00%	#N/A
<b>Total Bill before Taxes</b>			<b>#N/A</b>			<b>#N/A</b>	<b>#N/A</b>	<b>0.00%</b>	<b>#N/A</b>
<b>GST (2006 - 7%, 2007 - 6%)</b>			<b>#N/A</b>			<b>#N/A</b>	<b>#N/A</b>	<b>0.00%</b>	
<b>Total Bill after Taxes</b>			<b>#N/A</b>			<b>#N/A</b>	<b>#N/A</b>	<b>0.00%</b>	

0

<b>Consumption</b>	2,000 kWh 0 kW	<b>Loss Factor 1.0406</b>
--------------------	-------------------	---------------------------

	2006 BILL			2007 BILL			IMPACT		
	Volume	RATE \$	CHARGE \$	Volume	RATE \$	CHARGE \$	\$	%	% of Total Bill
Monthly Service Charge			#N/A			#N/A	#N/A	0.00%	#N/A
Distribution (kWh)	2,000	#N/A	#N/A	2,000	#N/A	#N/A	#N/A	0.00%	#N/A
Distribution (kW)	0	\$ -	\$ -	0	\$ -	\$ -	\$ -	0.00%	0.00%
Regulatory Assets (kWh)	2,000	#N/A	#N/A	2,000	#N/A	#N/A	#N/A	0.00%	#N/A
Regulatory Assets (kW)	0	\$ -	\$ -	0	\$ -	\$ -	\$ -	0.00%	0.00%
<b>Sub-Total</b>			<b>#N/A</b>			<b>#N/A</b>	<b>#N/A</b>	<b>#N/A</b>	<b>#N/A</b>
Other Charges (kWh)	2081	#N/A	#N/A	2081	#N/A	#N/A	#N/A	0.00%	#N/A
Other Charges (kW)	0	\$ -	\$ -	0	\$ -	\$ -	\$ -	0.00%	#N/A
Cost of Power Commodity (kWh)	750	\$ 0.0580	\$ 43.50	750	\$ 0.0580	\$ 43.50	\$ -	0.00%	#N/A
Cost of Power Commodity (kW)	1,331	\$ 0.0670	\$ 89.19	1,331	\$ 0.0670	\$ 89.19	\$ -	0.00%	#N/A
<b>Total Bill before Taxes</b>			<b>#N/A</b>			<b>#N/A</b>	<b>#N/A</b>	<b>0.00%</b>	<b>#N/A</b>
<b>GST (2006 - 7%, 2007 - 6%)</b>			<b>#N/A</b>			<b>#N/A</b>	<b>#N/A</b>	<b>0.00%</b>	
<b>Total Bill after Taxes</b>			<b>#N/A</b>			<b>#N/A</b>	<b>#N/A</b>	<b>0.00%</b>	

0

<b>Consumption</b>	750 kWh 0 kW	<b>Loss Factor 1.0406</b>
--------------------	-----------------	---------------------------

	2006 BILL			2007 BILL			IMPACT		
	Volume	RATE \$	CHARGE \$	Volume	RATE \$	CHARGE \$	\$	%	% of Total Bill
Monthly Service Charge			#N/A			#N/A	#N/A	0.00%	#N/A
Distribution (kWh)	750	#N/A	#N/A	750	#N/A	#N/A	#N/A	0.00%	#N/A
Distribution (kW)	0	\$ -	\$ -	0	\$ -	\$ -	\$ -	0.00%	0.00%
Regulatory Assets (kWh)	750	#N/A	#N/A	750	#N/A	#N/A	#N/A	0.00%	#N/A
Regulatory Assets (kW)	0	\$ -	\$ -	0	\$ -	\$ -	\$ -	0.00%	0.00%
<b>Sub-Total</b>			<b>#N/A</b>			<b>#N/A</b>	<b>#N/A</b>	<b>#N/A</b>	<b>#N/A</b>
Other Charges (kWh)	780	#N/A	#N/A	780	#N/A	#N/A	#N/A	0.00%	#N/A
Other Charges (kW)	0	\$ -	\$ -	0	\$ -	\$ -	\$ -	0.00%	#N/A
Cost of Power Commodity (kWh)	750	\$ 0.0580	\$ 43.50	750	\$ 0.0580	\$ 43.50	\$ -	0.00%	#N/A
Cost of Power Commodity (kW)	30	\$ 0.0670	\$ 2.04	30	\$ 0.0670	\$ 2.04	\$ -	0.00%	#N/A
<b>Total Bill before Taxes</b>			<b>#N/A</b>			<b>#N/A</b>	<b>#N/A</b>	<b>0.00%</b>	<b>#N/A</b>
<b>GST (2006 - 7%, 2007 - 6%)</b>			<b>#N/A</b>			<b>#N/A</b>	<b>#N/A</b>	<b>0.00%</b>	
<b>Total Bill after Taxes</b>			<b>#N/A</b>			<b>#N/A</b>	<b>#N/A</b>	<b>0.00%</b>	

0

<b>Consumption</b>	1,000 kWh 0 kW	<b>Loss Factor 1.0406</b>
--------------------	-------------------	---------------------------

	2006 BILL			2007 BILL			IMPACT		
	Volume	RATE \$	CHARGE \$	Volume	RATE \$	CHARGE \$	\$	%	% of Total Bill
Monthly Service Charge			#N/A			#N/A	#N/A	0.00%	#N/A
Distribution (kWh)	1,000	#N/A	#N/A	1,000	#N/A	#N/A	#N/A	0.00%	#N/A
Distribution (kW)	0	\$ -	\$ -	0	\$ -	\$ -	\$ -	0.00%	0.00%
Regulatory Assets (kWh)	1,000	#N/A	#N/A	1,000	#N/A	#N/A	#N/A	0.00%	#N/A
Regulatory Assets (kW)	0	\$ -	\$ -	0	\$ -	\$ -	\$ -	0.00%	0.00%
<b>Sub-Total</b>			<b>#N/A</b>			<b>#N/A</b>	<b>#N/A</b>	<b>#N/A</b>	<b>#N/A</b>
Other Charges (kWh)	1041	#N/A	#N/A	1041	#N/A	#N/A	#N/A	0.00%	#N/A
Other Charges (kW)	0	\$ -	\$ -	0	\$ -	\$ -	\$ -	0.00%	#N/A
Cost of Power Commodity (kWh)	750	\$ 0.0580	\$ 43.50	750	\$ 0.0580	\$ 43.50	\$ -	0.00%	#N/A
Cost of Power Commodity (kW)	291	\$ 0.0670	\$ 19.47	291	\$ 0.0670	\$ 19.47	\$ -	0.00%	#N/A
<b>Total Bill before Taxes</b>			<b>#N/A</b>			<b>#N/A</b>	<b>#N/A</b>	<b>0.00%</b>	<b>#N/A</b>
<b>GST (2006 - 7%, 2007 - 6%)</b>			<b>#N/A</b>			<b>#N/A</b>	<b>#N/A</b>	<b>0.00%</b>	
<b>Total Bill after Taxes</b>			<b>#N/A</b>			<b>#N/A</b>	<b>#N/A</b>	<b>0.00%</b>	

0

<b>Consumption</b>	1,500 kWh 0 kW	<b>Loss Factor 1.0406</b>
--------------------	-------------------	---------------------------

	2006 BILL			2007 BILL			IMPACT		
	Volume	RATE \$	CHARGE \$	Volume	RATE \$	CHARGE \$	\$	%	% of Total Bill
Monthly Service Charge			#N/A			#N/A	#N/A	0.00%	#N/A
Distribution (kWh)	1,500	#N/A	#N/A	1,500	#N/A	#N/A	#N/A	0.00%	#N/A
Distribution (kW)	0	\$ -	\$ -	0	\$ -	\$ -	\$ -	0.00%	0.00%
Regulatory Assets (kWh)	1,500	#N/A	#N/A	1,500	#N/A	#N/A	#N/A	0.00%	#N/A
Regulatory Assets (kW)	0	\$ -	\$ -	0	\$ -	\$ -	\$ -	0.00%	0.00%
<b>Sub-Total</b>			<b>#N/A</b>			<b>#N/A</b>	<b>#N/A</b>	<b>#N/A</b>	<b>#N/A</b>
Other Charges (kWh)	1561	#N/A	#N/A	1561	#N/A	#N/A	#N/A	0.00%	#N/A
Other Charges (kW)	0	\$ -	\$ -	0	\$ -	\$ -	\$ -	0.00%	#N/A



Cost of Power Commodity (kWh)	750	\$ 0.0580	\$ 43.50	750	\$ 0.0580	\$ 43.50	\$ -	0.00%	#N/A
Cost of Power Commodity (kWh)	811	\$ 0.0670	\$ 54.33	811	\$ 0.0670	\$ 54.33	\$ -	0.00%	#N/A
<b>Total Bill before Taxes</b>			#N/A			#N/A	#N/A	0.00%	#N/A
<b>GST (2006 - 7%, 2007 - 6%)</b>			#N/A			#N/A	#N/A	0.00%	
<b>Total Bill after Taxes</b>			#N/A			#N/A	#N/A	0.00%	

0

<b>Consumption</b>	2,000 kWh 0 kW	<b>Loss Factor 1.0406</b>
--------------------	-------------------	---------------------------

	2006 BILL			2007 BILL			IMPACT		
	Volume	RATE \$	CHARGE \$	Volume	RATE \$	CHARGE \$	\$	%	% of Total Bill
Monthly Service Charge			#N/A			#N/A	#N/A	0.00%	#N/A
Distribution (kWh)	2,000	#N/A	#N/A	2,000	#N/A	#N/A	#N/A	0.00%	#N/A
Distribution (kW)	0	\$ -	\$ -	0	\$ -	\$ -	\$ -	0.00%	0.00%
Regulatory Assets (kWh)	2,000	#N/A	#N/A	2,000	#N/A	#N/A	#N/A	0.00%	#N/A
Regulatory Assets (kW)	0	\$ -	\$ -	0	\$ -	\$ -	\$ -	0.00%	0.00%
<b>Sub-Total</b>			#N/A			#N/A	#N/A	#N/A	#N/A
Other Charges (kWh)	2081	#N/A	#N/A	2081	#N/A	#N/A	#N/A	0.00%	#N/A
Other Charges (kW)	0	\$ -	\$ -	0	\$ -	\$ -	\$ -	0.00%	#N/A
Cost of Power Commodity (kWh)	750	\$ 0.0580	\$ 43.50	750	\$ 0.0580	\$ 43.50	\$ -	0.00%	#N/A
Cost of Power Commodity (kWh)	1,331	\$ 0.0670	\$ 89.19	1,331	\$ 0.0670	\$ 89.19	\$ -	0.00%	#N/A
<b>Total Bill before Taxes</b>			#N/A			#N/A	#N/A	0.00%	#N/A
<b>GST (2006 - 7%, 2007 - 6%)</b>			#N/A			#N/A	#N/A	0.00%	
<b>Total Bill after Taxes</b>			#N/A			#N/A	#N/A	0.00%	

0

<b>Consumption</b>	750 kWh 0 kW	<b>Loss Factor 1.0406</b>
--------------------	-----------------	---------------------------

	2006 BILL			2007 BILL			IMPACT		
	Volume	RATE \$	CHARGE \$	Volume	RATE \$	CHARGE \$	\$	%	% of Total Bill
Monthly Service Charge			#N/A			#N/A	#N/A	0.00%	#N/A
Distribution (kWh)	750	#N/A	#N/A	750	#N/A	#N/A	#N/A	0.00%	#N/A
Distribution (kW)	0	\$ -	\$ -	0	\$ -	\$ -	\$ -	0.00%	0.00%
Regulatory Assets (kWh)	750	#N/A	#N/A	750	#N/A	#N/A	#N/A	0.00%	#N/A
Regulatory Assets (kW)	0	\$ -	\$ -	0	\$ -	\$ -	\$ -	0.00%	0.00%
<b>Sub-Total</b>			#N/A			#N/A	#N/A	#N/A	#N/A
Other Charges (kWh)	780	#N/A	#N/A	780	#N/A	#N/A	#N/A	0.00%	#N/A
Other Charges (kW)	0	\$ -	\$ -	0	\$ -	\$ -	\$ -	0.00%	#N/A
Cost of Power Commodity (kWh)	750	\$ 0.0580	\$ 43.50	750	\$ 0.0580	\$ 43.50	\$ -	0.00%	#N/A
Cost of Power Commodity (kWh)	30	\$ 0.0670	\$ 2.04	30	\$ 0.0670	\$ 2.04	\$ -	0.00%	#N/A
<b>Total Bill before Taxes</b>			#N/A			#N/A	#N/A	0.00%	#N/A
<b>GST (2006 - 7%, 2007 - 6%)</b>			#N/A			#N/A	#N/A	0.00%	
<b>Total Bill after Taxes</b>			#N/A			#N/A	#N/A	0.00%	

0

<b>Consumption</b>	1,000 kWh 0 kW	<b>Loss Factor 1.0406</b>
--------------------	-------------------	---------------------------

	2006 BILL			2007 BILL			IMPACT		
	Volume	RATE \$	CHARGE \$	Volume	RATE \$	CHARGE \$	\$	%	% of Total Bill

Monthly Service Charge			#N/A			#N/A	#N/A	0.00%	#N/A
Distribution (kWh)	1,000	#N/A	#N/A	1,000	#N/A	#N/A	#N/A	0.00%	#N/A
Distribution (kW)	0	\$ -	\$ -	0	\$ -	\$ -	\$ -	0.00%	0.00%
Regulatory Assets (kWh)	1,000	#N/A	#N/A	1,000	#N/A	#N/A	#N/A	0.00%	#N/A
Regulatory Assets (kW)	0	\$ -	\$ -	0	\$ -	\$ -	\$ -	0.00%	0.00%
<b>Sub-Total</b>			<b>#N/A</b>			<b>#N/A</b>	<b>#N/A</b>	<b>#N/A</b>	<b>#N/A</b>
Other Charges (kWh)	1041	#N/A	#N/A	1041	#N/A	#N/A	#N/A	0.00%	#N/A
Other Charges (kW)	0	\$ -	\$ -	0	\$ -	\$ -	\$ -	0.00%	#N/A
Cost of Power Commodity (kWh)	750	\$ 0.0580	\$ 43.50	750	\$ 0.0580	\$ 43.50	\$ -	0.00%	#N/A
Cost of Power Commodity (kW)	291	\$ 0.0670	\$ 19.47	291	\$ 0.0670	\$ 19.47	\$ -	0.00%	#N/A
<b>Total Bill before Taxes</b>			<b>#N/A</b>			<b>#N/A</b>	<b>#N/A</b>	<b>0.00%</b>	<b>#N/A</b>
<b>GST (2006 - 7%, 2007 - 6%)</b>			<b>#N/A</b>			<b>#N/A</b>	<b>#N/A</b>	<b>0.00%</b>	
<b>Total Bill after Taxes</b>			<b>#N/A</b>			<b>#N/A</b>	<b>#N/A</b>	<b>0.00%</b>	

0

<b>Consumption</b>	1,500 kWh 0 kW	<b>Loss Factor 1.0406</b>
--------------------	-------------------	---------------------------

	2006 BILL			2007 BILL			IMPACT		
	Volume	RATE \$	CHARGE \$	Volume	RATE \$	CHARGE \$	\$	%	% of Total Bill
Monthly Service Charge			#N/A			#N/A	#N/A	0.00%	#N/A
Distribution (kWh)	1,500	#N/A	#N/A	1,500	#N/A	#N/A	#N/A	0.00%	#N/A
Distribution (kW)	0	\$ -	\$ -	0	\$ -	\$ -	\$ -	0.00%	0.00%
Regulatory Assets (kWh)	1,500	#N/A	#N/A	1,500	#N/A	#N/A	#N/A	0.00%	#N/A
Regulatory Assets (kW)	0	\$ -	\$ -	0	\$ -	\$ -	\$ -	0.00%	0.00%
<b>Sub-Total</b>			<b>#N/A</b>			<b>#N/A</b>	<b>#N/A</b>	<b>#N/A</b>	<b>#N/A</b>
Other Charges (kWh)	1561	#N/A	#N/A	1561	#N/A	#N/A	#N/A	0.00%	#N/A
Other Charges (kW)	0	\$ -	\$ -	0	\$ -	\$ -	\$ -	0.00%	#N/A
Cost of Power Commodity (kWh)	750	\$ 0.0580	\$ 43.50	750	\$ 0.0580	\$ 43.50	\$ -	0.00%	#N/A
Cost of Power Commodity (kW)	811	\$ 0.0670	\$ 54.33	811	\$ 0.0670	\$ 54.33	\$ -	0.00%	#N/A
<b>Total Bill before Taxes</b>			<b>#N/A</b>			<b>#N/A</b>	<b>#N/A</b>	<b>0.00%</b>	<b>#N/A</b>
<b>GST (2006 - 7%, 2007 - 6%)</b>			<b>#N/A</b>			<b>#N/A</b>	<b>#N/A</b>	<b>0.00%</b>	
<b>Total Bill after Taxes</b>			<b>#N/A</b>			<b>#N/A</b>	<b>#N/A</b>	<b>0.00%</b>	

0

<b>Consumption</b>	2,000 kWh 0 kW	<b>Loss Factor 1.0406</b>
--------------------	-------------------	---------------------------

	2006 BILL			2007 BILL			IMPACT		
	Volume	RATE \$	CHARGE \$	Volume	RATE \$	CHARGE \$	\$	%	% of Total Bill
Monthly Service Charge			#N/A			#N/A	#N/A	0.00%	#N/A
Distribution (kWh)	2,000	#N/A	#N/A	2,000	#N/A	#N/A	#N/A	0.00%	#N/A
Distribution (kW)	0	\$ -	\$ -	0	\$ -	\$ -	\$ -	0.00%	0.00%
Regulatory Assets (kWh)	2,000	#N/A	#N/A	2,000	#N/A	#N/A	#N/A	0.00%	#N/A
Regulatory Assets (kW)	0	\$ -	\$ -	0	\$ -	\$ -	\$ -	0.00%	0.00%
<b>Sub-Total</b>			<b>#N/A</b>			<b>#N/A</b>	<b>#N/A</b>	<b>#N/A</b>	<b>#N/A</b>
Other Charges (kWh)	2081	#N/A	#N/A	2081	#N/A	#N/A	#N/A	0.00%	#N/A
Other Charges (kW)	0	\$ -	\$ -	0	\$ -	\$ -	\$ -	0.00%	#N/A
Cost of Power Commodity (kWh)	750	\$ 0.0580	\$ 43.50	750	\$ 0.0580	\$ 43.50	\$ -	0.00%	#N/A
Cost of Power Commodity (kW)	1,331	\$ 0.0670	\$ 89.19	1,331	\$ 0.0670	\$ 89.19	\$ -	0.00%	#N/A
<b>Total Bill before Taxes</b>			<b>#N/A</b>			<b>#N/A</b>	<b>#N/A</b>	<b>0.00%</b>	<b>#N/A</b>
<b>GST (2006 - 7%, 2007 - 6%)</b>			<b>#N/A</b>			<b>#N/A</b>	<b>#N/A</b>	<b>0.00%</b>	
<b>Total Bill after Taxes</b>			<b>#N/A</b>			<b>#N/A</b>	<b>#N/A</b>	<b>0.00%</b>	

0

<b>Consumption</b>	750 kWh 0 kW	<b>Loss Factor 1.0406</b>
--------------------	-----------------	---------------------------

	2006 BILL			2007 BILL			IMPACT		
	Volume	RATE \$	CHARGE \$	Volume	RATE \$	CHARGE \$	\$	%	% of Total Bill
Monthly Service Charge			#N/A			#N/A	#N/A	0.00%	#N/A
Distribution (kWh)	750	#N/A	#N/A	750	#N/A	#N/A	#N/A	0.00%	#N/A
Distribution (kW)	0	\$ -	\$ -	0	\$ -	\$ -	\$ -	0.00%	0.00%
Regulatory Assets (kWh)	750	#N/A	#N/A	750	#N/A	#N/A	#N/A	0.00%	#N/A
Regulatory Assets (kW)	0	\$ -	\$ -	0	\$ -	\$ -	\$ -	0.00%	0.00%
<b>Sub-Total</b>			<b>#N/A</b>			<b>#N/A</b>	<b>#N/A</b>	<b>#N/A</b>	<b>#N/A</b>
Other Charges (kWh)	780	#N/A	#N/A	780	#N/A	#N/A	#N/A	0.00%	#N/A
Other Charges (kW)	0	\$ -	\$ -	0	\$ -	\$ -	\$ -	0.00%	#N/A
Cost of Power Commodity (kWh)	750	\$ 0.0580	\$ 43.50	750	\$ 0.0580	\$ 43.50	\$ -	0.00%	#N/A
Cost of Power Commodity (kW)	30	\$ 0.0670	\$ 2.04	30	\$ 0.0670	\$ 2.04	\$ -	0.00%	#N/A
<b>Total Bill before Taxes</b>			<b>#N/A</b>			<b>#N/A</b>	<b>#N/A</b>	<b>0.00%</b>	<b>#N/A</b>
<b>GST (2006 - 7%, 2007 - 6%)</b>			<b>#N/A</b>			<b>#N/A</b>	<b>#N/A</b>	<b>0.00%</b>	
<b>Total Bill after Taxes</b>			<b>#N/A</b>			<b>#N/A</b>	<b>#N/A</b>	<b>0.00%</b>	

0

<b>Consumption</b>	1,000 kWh 0 kW	<b>Loss Factor 1.0406</b>
--------------------	-------------------	---------------------------

	2006 BILL			2007 BILL			IMPACT		
	Volume	RATE \$	CHARGE \$	Volume	RATE \$	CHARGE \$	\$	%	% of Total Bill
Monthly Service Charge			#N/A			#N/A	#N/A	0.00%	#N/A
Distribution (kWh)	1,000	#N/A	#N/A	1,000	#N/A	#N/A	#N/A	0.00%	#N/A
Distribution (kW)	0	\$ -	\$ -	0	\$ -	\$ -	\$ -	0.00%	0.00%
Regulatory Assets (kWh)	1,000	#N/A	#N/A	1,000	#N/A	#N/A	#N/A	0.00%	#N/A
Regulatory Assets (kW)	0	\$ -	\$ -	0	\$ -	\$ -	\$ -	0.00%	0.00%
<b>Sub-Total</b>			<b>#N/A</b>			<b>#N/A</b>	<b>#N/A</b>	<b>#N/A</b>	<b>#N/A</b>
Other Charges (kWh)	1041	#N/A	#N/A	1041	#N/A	#N/A	#N/A	0.00%	#N/A
Other Charges (kW)	0	\$ -	\$ -	0	\$ -	\$ -	\$ -	0.00%	#N/A
Cost of Power Commodity (kWh)	750	\$ 0.0580	\$ 43.50	750	\$ 0.0580	\$ 43.50	\$ -	0.00%	#N/A
Cost of Power Commodity (kW)	291	\$ 0.0670	\$ 19.47	291	\$ 0.0670	\$ 19.47	\$ -	0.00%	#N/A
<b>Total Bill before Taxes</b>			<b>#N/A</b>			<b>#N/A</b>	<b>#N/A</b>	<b>0.00%</b>	<b>#N/A</b>
<b>GST (2006 - 7%, 2007 - 6%)</b>			<b>#N/A</b>			<b>#N/A</b>	<b>#N/A</b>	<b>0.00%</b>	
<b>Total Bill after Taxes</b>			<b>#N/A</b>			<b>#N/A</b>	<b>#N/A</b>	<b>0.00%</b>	

0

<b>Consumption</b>	1,500 kWh 0 kW	<b>Loss Factor 1.0406</b>
--------------------	-------------------	---------------------------

	2006 BILL			2007 BILL			IMPACT		
	Volume	RATE \$	CHARGE \$	Volume	RATE \$	CHARGE \$	\$	%	% of Total Bill
Monthly Service Charge			#N/A			#N/A	#N/A	0.00%	#N/A
Distribution (kWh)	1,500	#N/A	#N/A	1,500	#N/A	#N/A	#N/A	0.00%	#N/A
Distribution (kW)	0	\$ -	\$ -	0	\$ -	\$ -	\$ -	0.00%	0.00%
Regulatory Assets (kWh)	1,500	#N/A	#N/A	1,500	#N/A	#N/A	#N/A	0.00%	#N/A
Regulatory Assets (kW)	0	\$ -	\$ -	0	\$ -	\$ -	\$ -	0.00%	0.00%
<b>Sub-Total</b>			<b>#N/A</b>			<b>#N/A</b>	<b>#N/A</b>	<b>#N/A</b>	<b>#N/A</b>
Other Charges (kWh)	1561	#N/A	#N/A	1561	#N/A	#N/A	#N/A	0.00%	#N/A
Other Charges (kW)	0	\$ -	\$ -	0	\$ -	\$ -	\$ -	0.00%	#N/A

Cost of Power Commodity (kWh)	750	\$ 0.0580	\$ 43.50	750	\$ 0.0580	\$ 43.50	\$ -	0.00%	#N/A
Cost of Power Commodity (kWh)	811	\$ 0.0670	\$ 54.33	811	\$ 0.0670	\$ 54.33	\$ -	0.00%	#N/A
<b>Total Bill before Taxes</b>			#N/A			#N/A	#N/A	0.00%	#N/A
<b>GST (2006 - 7%, 2007 - 6%)</b>			#N/A			#N/A	#N/A	0.00%	
<b>Total Bill after Taxes</b>			#N/A			#N/A	#N/A	0.00%	

0

<b>Consumption</b>	2,000 kWh 0 kW	<b>Loss Factor 1.0406</b>
--------------------	-------------------	---------------------------

	2006 BILL			2007 BILL			IMPACT		
	Volume	RATE \$	CHARGE \$	Volume	RATE \$	CHARGE \$	\$	%	% of Total Bill
Monthly Service Charge			#N/A			#N/A	#N/A	0.00%	#N/A
Distribution (kWh)	2,000	#N/A	#N/A	2,000	#N/A	#N/A	#N/A	0.00%	#N/A
Distribution (kW)	0	\$ -	\$ -	0	\$ -	\$ -	\$ -	0.00%	0.00%
Regulatory Assets (kWh)	2,000	#N/A	#N/A	2,000	#N/A	#N/A	#N/A	0.00%	#N/A
Regulatory Assets (kW)	0	\$ -	\$ -	0	\$ -	\$ -	\$ -	0.00%	0.00%
<b>Sub-Total</b>			#N/A			#N/A	#N/A	#N/A	#N/A
Other Charges (kWh)	2081	#N/A	#N/A	2081	#N/A	#N/A	#N/A	0.00%	#N/A
Other Charges (kW)	0	\$ -	\$ -	0	\$ -	\$ -	\$ -	0.00%	#N/A
Cost of Power Commodity (kWh)	750	\$ 0.0580	\$ 43.50	750	\$ 0.0580	\$ 43.50	\$ -	0.00%	#N/A
Cost of Power Commodity (kWh)	1,331	\$ 0.0670	\$ 89.19	1,331	\$ 0.0670	\$ 89.19	\$ -	0.00%	#N/A
<b>Total Bill before Taxes</b>			#N/A			#N/A	#N/A	0.00%	#N/A
<b>GST (2006 - 7%, 2007 - 6%)</b>			#N/A			#N/A	#N/A	0.00%	
<b>Total Bill after Taxes</b>			#N/A			#N/A	#N/A	0.00%	

0

<b>Consumption</b>	750 kWh 0 kW	<b>Loss Factor 1.0406</b>
--------------------	-----------------	---------------------------

	2006 BILL			2007 BILL			IMPACT		
	Volume	RATE \$	CHARGE \$	Volume	RATE \$	CHARGE \$	\$	%	% of Total Bill
Monthly Service Charge			#N/A			#N/A	#N/A	0.00%	#N/A
Distribution (kWh)	750	#N/A	#N/A	750	#N/A	#N/A	#N/A	0.00%	#N/A
Distribution (kW)	0	\$ -	\$ -	0	\$ -	\$ -	\$ -	0.00%	0.00%
Regulatory Assets (kWh)	750	#N/A	#N/A	750	#N/A	#N/A	#N/A	0.00%	#N/A
Regulatory Assets (kW)	0	\$ -	\$ -	0	\$ -	\$ -	\$ -	0.00%	0.00%
<b>Sub-Total</b>			#N/A			#N/A	#N/A	#N/A	#N/A
Other Charges (kWh)	780	#N/A	#N/A	780	#N/A	#N/A	#N/A	0.00%	#N/A
Other Charges (kW)	0	\$ -	\$ -	0	\$ -	\$ -	\$ -	0.00%	#N/A
Cost of Power Commodity (kWh)	750	\$ 0.0580	\$ 43.50	750	\$ 0.0580	\$ 43.50	\$ -	0.00%	#N/A
Cost of Power Commodity (kWh)	30	\$ 0.0670	\$ 2.04	30	\$ 0.0670	\$ 2.04	\$ -	0.00%	#N/A
<b>Total Bill before Taxes</b>			#N/A			#N/A	#N/A	0.00%	#N/A
<b>GST (2006 - 7%, 2007 - 6%)</b>			#N/A			#N/A	#N/A	0.00%	
<b>Total Bill after Taxes</b>			#N/A			#N/A	#N/A	0.00%	

0

<b>Consumption</b>	1,000 kWh 0 kW	<b>Loss Factor 1.0406</b>
--------------------	-------------------	---------------------------

	2006 BILL			2007 BILL			IMPACT		
	Volume	RATE \$	CHARGE \$	Volume	RATE \$	CHARGE \$	\$	%	% of Total Bill

Monthly Service Charge			#N/A			#N/A	#N/A	0.00%	#N/A
Distribution (kWh)	1,000	#N/A	#N/A	1,000	#N/A	#N/A	#N/A	0.00%	#N/A
Distribution (kW)	0	\$ -	\$ -	0	\$ -	\$ -	\$ -	0.00%	0.00%
Regulatory Assets (kWh)	1,000	#N/A	#N/A	1,000	#N/A	#N/A	#N/A	0.00%	#N/A
Regulatory Assets (kW)	0	\$ -	\$ -	0	\$ -	\$ -	\$ -	0.00%	0.00%
<b>Sub-Total</b>			<b>#N/A</b>			<b>#N/A</b>	<b>#N/A</b>	<b>#N/A</b>	<b>#N/A</b>
Other Charges (kWh)	1041	#N/A	#N/A	1041	#N/A	#N/A	#N/A	0.00%	#N/A
Other Charges (kW)	0	\$ -	\$ -	0	\$ -	\$ -	\$ -	0.00%	#N/A
Cost of Power Commodity (kWh)	750	\$ 0.0580	\$ 43.50	750	\$ 0.0580	\$ 43.50	\$ -	0.00%	#N/A
Cost of Power Commodity (kW)	291	\$ 0.0670	\$ 19.47	291	\$ 0.0670	\$ 19.47	\$ -	0.00%	#N/A
<b>Total Bill before Taxes</b>			<b>#N/A</b>			<b>#N/A</b>	<b>#N/A</b>	<b>0.00%</b>	<b>#N/A</b>
<b>GST (2006 - 7%, 2007 - 6%)</b>			<b>#N/A</b>			<b>#N/A</b>	<b>#N/A</b>	<b>0.00%</b>	
<b>Total Bill after Taxes</b>			<b>#N/A</b>			<b>#N/A</b>	<b>#N/A</b>	<b>0.00%</b>	

0

<b>Consumption</b>	1,500 kWh 0 kW	<b>Loss Factor 1.0406</b>
--------------------	-------------------	---------------------------

	2006 BILL			2007 BILL			IMPACT		
	Volume	RATE \$	CHARGE \$	Volume	RATE \$	CHARGE \$	\$	%	% of Total Bill
Monthly Service Charge			#N/A			#N/A	#N/A	0.00%	#N/A
Distribution (kWh)	1,500	#N/A	#N/A	1,500	#N/A	#N/A	#N/A	0.00%	#N/A
Distribution (kW)	0	\$ -	\$ -	0	\$ -	\$ -	\$ -	0.00%	0.00%
Regulatory Assets (kWh)	1,500	#N/A	#N/A	1,500	#N/A	#N/A	#N/A	0.00%	#N/A
Regulatory Assets (kW)	0	\$ -	\$ -	0	\$ -	\$ -	\$ -	0.00%	0.00%
<b>Sub-Total</b>			<b>#N/A</b>			<b>#N/A</b>	<b>#N/A</b>	<b>#N/A</b>	<b>#N/A</b>
Other Charges (kWh)	1561	#N/A	#N/A	1561	#N/A	#N/A	#N/A	0.00%	#N/A
Other Charges (kW)	0	\$ -	\$ -	0	\$ -	\$ -	\$ -	0.00%	#N/A
Cost of Power Commodity (kWh)	750	\$ 0.0580	\$ 43.50	750	\$ 0.0580	\$ 43.50	\$ -	0.00%	#N/A
Cost of Power Commodity (kW)	811	\$ 0.0670	\$ 54.33	811	\$ 0.0670	\$ 54.33	\$ -	0.00%	#N/A
<b>Total Bill before Taxes</b>			<b>#N/A</b>			<b>#N/A</b>	<b>#N/A</b>	<b>0.00%</b>	<b>#N/A</b>
<b>GST (2006 - 7%, 2007 - 6%)</b>			<b>#N/A</b>			<b>#N/A</b>	<b>#N/A</b>	<b>0.00%</b>	
<b>Total Bill after Taxes</b>			<b>#N/A</b>			<b>#N/A</b>	<b>#N/A</b>	<b>0.00%</b>	

0

<b>Consumption</b>	2,000 kWh 0 kW	<b>Loss Factor 1.0406</b>
--------------------	-------------------	---------------------------

	2006 BILL			2007 BILL			IMPACT		
	Volume	RATE \$	CHARGE \$	Volume	RATE \$	CHARGE \$	\$	%	% of Total Bill
Monthly Service Charge			#N/A			#N/A	#N/A	0.00%	#N/A
Distribution (kWh)	2,000	#N/A	#N/A	2,000	#N/A	#N/A	#N/A	0.00%	#N/A
Distribution (kW)	0	\$ -	\$ -	0	\$ -	\$ -	\$ -	0.00%	0.00%
Regulatory Assets (kWh)	2,000	#N/A	#N/A	2,000	#N/A	#N/A	#N/A	0.00%	#N/A
Regulatory Assets (kW)	0	\$ -	\$ -	0	\$ -	\$ -	\$ -	0.00%	0.00%
<b>Sub-Total</b>			<b>#N/A</b>			<b>#N/A</b>	<b>#N/A</b>	<b>#N/A</b>	<b>#N/A</b>
Other Charges (kWh)	2081	#N/A	#N/A	2081	#N/A	#N/A	#N/A	0.00%	#N/A
Other Charges (kW)	0	\$ -	\$ -	0	\$ -	\$ -	\$ -	0.00%	#N/A
Cost of Power Commodity (kWh)	750	\$ 0.0580	\$ 43.50	750	\$ 0.0580	\$ 43.50	\$ -	0.00%	#N/A
Cost of Power Commodity (kW)	1,331	\$ 0.0670	\$ 89.19	1,331	\$ 0.0670	\$ 89.19	\$ -	0.00%	#N/A
<b>Total Bill before Taxes</b>			<b>#N/A</b>			<b>#N/A</b>	<b>#N/A</b>	<b>0.00%</b>	<b>#N/A</b>
<b>GST (2006 - 7%, 2007 - 6%)</b>			<b>#N/A</b>			<b>#N/A</b>	<b>#N/A</b>	<b>0.00%</b>	
<b>Total Bill after Taxes</b>			<b>#N/A</b>			<b>#N/A</b>	<b>#N/A</b>	<b>0.00%</b>	