

TAY HYDRO ELECTRIC DISTRIBUTION COMPANY INC.

P.O. Box 160, 489 Finlayson Street  
Port McNicoll, Ontario L0K 1R0  
Phone (705) 534-7281  
Fax (705) 534-4470

January 22, 2007

Ontario Energy Board  
P.O. Box 2319  
26<sup>th</sup> floor  
2300 Yonge Street  
Toronto, Ontario  
M4P 1E4

**Attention: Ms Kirsten Walli, Board Secretary**

Dear Ms. Walli:

**Re: RP-2005-0020/EB-2005-0417/EB-2007-0578**

Please find enclosed, three hard copies, a CD containing all the electronic files of the Utility's 2007 Distribution Rate Application including the Manager's summary.

Trusting the above meets with your approval.

Yours truly,

Tay Hydro Electric Distribution Company Inc.

Lillian C. King, A.M.C.T.  
Vice-President/Secretary-Treasurer

Tay Hydro Electric Distribution Company Inc.

2007 EDR APPLICATION SUMMARY

(Licence # ED-2002-0519)

(Board File No. RP-2005-0020/EB-2005-0417/IRM EB-2007-0578)

---

In December 2006, The Ontario Energy Board issued its final “Report of the Board on the Cost of Capital and 2<sup>nd</sup> Generation Incentive Regulation for Ontario’s Electricity Distributors”.

This application is made in accordance with the guidelines and filing requirements for the 2007 rate year contained in the Report.

Tay Hydro Electric Distribution Company Inc. (THEDCI) is applying for:

- Revised distribution rates as set out in Tab 10 – 2007 Tariff Sheet of the IRM Model

The key components of the total application are as follows:

- Application summary
- 2007 IRM Excel Model



# Ontario Energy Board

## 2007 INCENTIVE RATE MECHANISM ADJUSTMENT MODEL

### Sheet 1 Utility Information Sheet

**Legend:**

Input Cell

Pull-Down Menu Option

Output Cell

**Please note that this model uses MACROS. Before starting, please ensure that macros have been enabled.**

Name of LDC:	Tay Hydro Electric Distribution Company Inc.		
Licence Number:	ED-2002-0519		
IRM 2007 EB Number:	EB-2007-0578		
EDR 2006 RP Number:	RP-2005-0020	EDR 2006 EB Number:	EB-2005-0417
Date of Submission:	February 5, 2007	Revision:	0
Version:	1.0		
<b><u>Contact Information</u></b>			
Name:	Lillian King		
Title:	Vice President Finance & Customer Service		
Phone Number:	705-534-7281		
E-Mail Address:	<a href="mailto:lillian@tayhydro.com">lillian@tayhydro.com</a>		

**Please Note:** In the event of an inconsistency between this model and any element of the December 20, 2006 "Report of the Board on Cost of Capital and 2<sup>nd</sup> Generation Incentive Regulation of Ontario's Electricity Distributors", the Report governs.

#### **Copyright**

This IRM adjustment model is protected by copyright and is being made available to you solely for the purpose of preparing or reviewing an IRM adjustment application. You may use and copy this model for that purpose, and provide a copy of this model to any person that is advising or assisting you in that regard. Except as indicated above, any copying, reproduction, publication, sale, adaptation, translation, modification, reverse engineering or other use or dissemination of this model without the express written consent of the Ontario Energy Board is prohibited. If you provide a copy of this model to a person that is advising or assisting you in preparing or reviewing an IRM adjustment application, you must ensure that the person understands and agrees to the restrictions noted above.



# 2007 INCENTIVE RATE MECHANISM ADJUSTMENT MODEL

Tay Hydro Electric Distribution Company Inc.

EB-2007-0578, EB-2005-0417

Monday, February 05, 2007

## Sheet 2 - 2006 Rate Classes

### Instructions:

**Step 1:** Label the classes in column B exactly as indicated on your Board-Approved 2006 Tariff of Rates and Charges - this is found under sub-heading "Service Classifications". **Include correct spelling of classes as well as the order in which it appears in the tariff schedule.** Label the classes in column B with either a "Yes" or "No" by using the pull-down menu in column C.

	Service Classifications	Currently in Place
1	Residential	Yes
2	General Service Less Than 50 kW	Yes
3	General Service 50 to 4,999 kW	Yes
4	Unmetered Scattered Load	Yes
5	Sentinel Lighting	Yes
6	Street Lighting	Yes
7	Service Class 7	No
8	Service Class 8	No
9	Service Class 9	No
10	Service Class 10	No
11	Service Class 11	No
12	Service Class 12	No
13	Service Class 13	No
14	Service Class 14	No
15	Service Class 15	No
16	Service Class 16	No

**Step 2:** (In some instances, rate classifications may differ from service classifications. The following table accounts for those differences.)

Label the classes in column F exactly as indicated on your Board-Approved 2006 Tariff of Rates and Charges - these are found under sub-heading "Monthly Rates and Charges". **Include correct spelling of classes as well as the order in which it appears in the tariff schedule.** Label the classes in column F with either a "Yes" or "No" by using the pull-down menu in column G.

Changes can be made to the Class names and will affect the rest of the model.

**Upon completion, press the update button.**

	Rate Classifications	Currently in Place
1	Residential	Yes
2	General Service Less Than 50 kW	Yes
3	General Service 50 to 4,999 kW	Yes
4	Unmetered Scattered Load	Yes
5	Sentinel Lighting	Yes
6	Street Lighting	Yes
7	Rate Class 7	No
8	Rate Class 8	No
9	Rate Class 9	No
10	Rate Class 10	No
11	Rate Class 11	No
12	Rate Class 12	No
13	Rate Class 13	No
14	Rate Class 14	No
15	Rate Class 15	No
16	Rate Class 16	No





## 2007 INCENTIVE RATE MECHANISM ADJUSTMENT MODEL

Tay Hydro Electric Distribution Company Inc.

EB-2007-0578, EB-2005-0417

Monday, February 05, 2007

### Sheet 3 - 2006 Board-Approved Tariff of Rates and Charges

#### Instructions:

Enter your Board-Approved 2006 Tariff of Rates and Charges, including the complete description of service classifications as found in the Board-Approved 2006 Tariff of Rates and Charges.

**In order to "Copy and Paste" the service classification descriptions from your MS Word or PDF document ensure that you have activated the input cells by double clicking within it before pasting.**

#### SERVICE CLASSIFICATIONS

FOR OEB STAFF USE ONLY

#### Residential

RESIDENTIAL Regular

Monthly Service Charge per month 14.74  
 Distribution Volumetric Rate per kWh 0.0115  
 Regulatory Assets per kWh 0.0058

#### General Service Less Than 50 kW

GENERAL SERVICE Less than 50 kW

Monthly Service Charge per month 14.87  
 Distribution Volumetric Rate per kWh 0.0175  
 Regulatory Assets per kWh 0.0039

#### General Service 50 to 4,999 kW

GENERAL SERVICE Greater than 50 kW (to 3000 kW)

Monthly Service Charge per month 206.76  
 Distribution Volumetric Rate per kW 3.2729  
 Regulatory Assets per kW 0.9416

#### Unmetered Scattered Load

GENERAL SERVICE Unmetered Scattered Load

Monthly Service Charge per month 7.28  
 Distribution Volumetric Rate per kWh 0.0175  
 Regulatory Assets per kWh 0.0079

#### Sentinel Lighting

Sentinel Lighting

Monthly Service Charge per month 0.71  
 Distribution Volumetric Rate per kW 3.2621  
 Regulatory Assets per kW 7.4173

#### Street Lighting

Street Lighting

Monthly Service Charge per month 0.68  
 Distribution Volumetric Rate per kW 3.7369  
 Regulatory Assets per kW 1.0734



## 2007 INCENTIVE RATE MECHANISM ADJUSTMENT MODEL

Tay Hydro Electric Distribution Company Inc.

EB-2007-0578, EB-2005-0417

Monday, February 05, 2007

### Sheet 3 - 2006 Board-Approved Tariff of Rates and Charges

#### MONTHLY RATES AND CHARGES

##### Residential

Service Charge	\$	14.74
Distribution Volumetric Rate	\$/kWh	0.0115
Rate Rider 1 (if applicable)	\$/kWh	
Rate Rider 2 (if applicable)	\$/kWh	
Regulatory Asset Recovery	\$/kWh	0.0058
Retail Transmission Rate – Network Service Rate	\$/kWh	0.0053
Retail Transmission Rate – Line and Transformation Connection Service Rate	\$/kWh	0.0047
Retail Transmission Rate – Network Service Rate (if applicable)	\$/kWh	
Retail Transmission Rate – Line and Transformation Connection Service Rate (if applicable)	\$/kWh	
Retail Transmission Rate – Network Service Rate (if applicable)	\$/kWh	
Retail Transmission Rate – Line and Transformation Connection Service Rate (if applicable)	\$/kWh	
Wholesale Market Service Rate	\$/kWh	0.0052
Rural Rate Protection Charge	\$/kWh	0.0010
Regulated Price Plan – Administration Charge	\$	0.25



## 2007 INCENTIVE RATE MECHANISM ADJUSTMENT MODEL

Tay Hydro Electric Distribution Company Inc.

EB-2007-0578, EB-2005-0417

Monday, February 05, 2007

### Sheet 3 - 2006 Board-Approved Tariff of Rates and Charges

#### General Service Less Than 50 kW

Service Charge	\$	14.87
Distribution Volumetric Rate	\$/kWh	0.0175
Rate Rider 1 (if applicable)	\$/kWh	
Rate Rider 2 (if applicable)	\$/kWh	
Regulatory Asset Recovery	\$/kWh	0.0039
Retail Transmission Rate – Network Service Rate	\$/kWh	0.0048
Retail Transmission Rate – Line and Transformation Connection Service Rate	\$/kWh	0.0042
Retail Transmission Rate – Network Service Rate (if applicable)	\$/kWh	
Retail Transmission Rate – Line and Transformation Connection Service Rate (if applicable)	\$/kWh	
Retail Transmission Rate – Network Service Rate (if applicable)	\$/kWh	
Retail Transmission Rate – Line and Transformation Connection Service Rate (if applicable)	\$/kWh	
Wholesale Market Service Rate	\$/kWh	0.0052
Rural Rate Protection Charge	\$/kWh	0.0010
Regulated Price Plan – Administration Charge	\$	0.25

#### General Service 50 to 4,999 kW

Service Charge	\$	206.76
Distribution Volumetric Rate	\$/kW	3.2729
Rate Rider 1 (if applicable)	\$/kWh	
Rate Rider 2 (if applicable)	\$/kWh	
Regulatory Asset Recovery	\$/kW	0.9416
Retail Transmission Rate – Network Service Rate	\$/kW	1.9747
Retail Transmission Rate – Line and Transformation Connection Service Rate	\$/kW	1.6747
Retail Transmission Rate – Network Service Rate (if applicable)	\$/kWh	
Retail Transmission Rate – Line and Transformation Connection Service Rate (if applicable)	\$/kWh	
Retail Transmission Rate – Network Service Rate (if applicable)	\$/kWh	
Retail Transmission Rate – Line and Transformation Connection Service Rate (if applicable)	\$/kWh	
Wholesale Market Service Rate	\$/kWh	0.0052
Rural Rate Protection Charge	\$/kWh	0.0010
Regulated Price Plan – Administration Charge	\$	0.25

#### Unmetered Scattered Load

Service Charge	\$	7.28
Distribution Volumetric Rate	\$/kWh	0.0175
Rate Rider 1 (if applicable)	\$/kWh	
Rate Rider 2 (if applicable)	\$/kWh	
Regulatory Asset Recovery	\$/kWh	0.0079
Retail Transmission Rate – Network Service Rate	\$/kWh	0.0048
Retail Transmission Rate – Line and Transformation Connection Service Rate	\$/kWh	0.0042
Retail Transmission Rate – Network Service Rate (if applicable)	\$/kWh	
Retail Transmission Rate – Line and Transformation Connection Service Rate (if applicable)	\$/kWh	
Retail Transmission Rate – Network Service Rate (if applicable)	\$/kWh	
Retail Transmission Rate – Line and Transformation Connection Service Rate (if applicable)	\$/kWh	
Wholesale Market Service Rate	\$/kWh	0.0052
Rural Rate Protection Charge	\$/kWh	0.0010
Regulated Price Plan – Administration Charge	\$	0.25

#### Sentinel Lighting

Service Charge	\$	0.71
Distribution Volumetric Rate	\$/kW	3.2621
Rate Rider 1 (if applicable)	\$/kWh	
Rate Rider 2 (if applicable)	\$/kWh	
Regulatory Asset Recovery	\$/kW	7.4173
Retail Transmission Rate – Network Service Rate	\$/kW	1.4968
Retail Transmission Rate – Line and Transformation Connection Service Rate	\$/kW	1.3217
Retail Transmission Rate – Network Service Rate (if applicable)	\$/kWh	
Retail Transmission Rate – Line and Transformation Connection Service Rate (if applicable)	\$/kWh	
Retail Transmission Rate – Network Service Rate (if applicable)	\$/kWh	
Retail Transmission Rate – Line and Transformation Connection Service Rate (if applicable)	\$/kWh	
Wholesale Market Service Rate	\$/kWh	0.0052
Rural Rate Protection Charge	\$/kWh	0.0010
Regulated Price Plan – Administration Charge	\$	0.25

#### Street Lighting

Service Charge	\$	0.68
Distribution Volumetric Rate	\$/kW	3.7369
Rate Rider 1 (if applicable)	\$/kWh	
Rate Rider 2 (if applicable)	\$/kWh	
Regulatory Asset Recovery	\$/kW	1.0734
Retail Transmission Rate – Network Service Rate	\$/kW	1.4893
Retail Transmission Rate – Line and Transformation Connection Service Rate	\$/kW	1.2946
Retail Transmission Rate – Network Service Rate (if applicable)	\$/kWh	
Retail Transmission Rate – Line and Transformation Connection Service Rate (if applicable)	\$/kWh	
Retail Transmission Rate – Network Service Rate (if applicable)	\$/kWh	
Retail Transmission Rate – Line and Transformation Connection Service Rate (if applicable)	\$/kWh	
Wholesale Market Service Rate	\$/kWh	0.0052
Rural Rate Protection Charge	\$/kWh	0.0010
Regulated Price Plan – Administration Charge	\$	0.25



**2007 INCENTIVE RATE MECHANISM ADJUSTMENT MODEL**

Tay Hydro Electric Distribution Company Inc.

EB-2007-0578, EB-2005-0417

Monday, February 05, 2007

**Sheet 3 - 2006 Board-Approved Tariff of Rates and Charges**

---







## 2007 INCENTIVE RATE MECHANISM ADJUSTMENT

Tay Hydro Electric Distribution Company Inc.

EB-2007-0578, EB-2005-0417

Monday, February 05, 2007

### Sheet 4 - Smart Meter Information

*The smart meter plan rate adder is a monthly service charge for metered customers. This equates to an equivalent amount of \$0.30 per month per residential customer for utilities that did not have a plan. A different amount applied to utilities who had a smart meter plan that was modified in accordance with the Decision with Reasons RP-2005-0020 / EB-2005-0529*

Please identify the customer classes and sub-classes that smart meter funding incremental adjustment applies to by inserting the smart meter rate adder into column D. For most utilities, the rate adder can be located in the Board-approved 2006 EDR model, Sheet 8-5, Column T. Clicking the cursor on the Residential cell should show the formula for the monthly service charge including the smart meter adder. The adder is the same for all metered classes and sub-classes of a distributor.

**The adjusted smart meter rate adder for 2007 has yet to be determined (column F). When a decision is made, Board Staff will adjust the application to reflect the updated smart meter adder.**

#### Smart Meter Rate Adder

	2006 EDR	2007 IRM
Residential	\$ 0.28	
General Service Less Than 50 kW	\$ 0.28	
General Service 50 to 4,999 kW	\$ 0.28	
Unmetered Scattered Load		
Sentinel Lighting		
Street Lighting		



## 2007 INCENTIVE RATE MECHANISM ADJUSTMENT

Tay Hydro Electric Distribution Company Inc.


EB-2007-0578, EB-2005-0417

Monday, February 05, 2007

### Sheet 5 - Removal of Smart Meter Charge from 2006 Rates

Note: No inputs are required for this worksheet.

Class	Monthly Service Charge	Less: Smart Meter Charge	"Base" Monthly Service Charge	Unchanged Volumetric Rates from Sheet 2 <i>kW / kWh</i>
<i>Residential</i>	\$ 14.74	\$ 0.28	\$ 14.46	0.0115 \$/kWh
<i>General Service Less Than 50 kW</i>	\$ 14.87	\$ 0.28	\$ 14.59	0.0175 \$/kWh
<i>General Service 50 to 4,999 kW</i>	\$ 206.76	\$ 0.28	\$ 206.48	3.2729 \$/kW
<i>Unmetered Scattered Load</i>	\$ 7.28	\$ -	\$ 7.28	0.0175 \$/kWh
<i>Sentinel Lighting</i>	\$ 0.71	\$ -	\$ 0.71	3.2621 \$/kW
<i>Street Lighting</i>	\$ 0.68	\$ -	\$ 0.68	3.7369 \$/kW



## 2007 INCENTIVE RATE MECHANISM ADJUSTMENT

Tay Hydro Electric Distribution Company Inc.

EB-2007-0578, EB-2005-0417


Monday, February 05, 2007

### Sheet 6 - Conservation and Demand Management Adjustment

Did the applicant receive Board approval for incremental CDM spending  
(over and above the 3rd tranche) in 2006?

YES

NO



## 2007 INCENTIVE RATE MECHANISM ADJUSTMENT

Tay Hydro Electric Distribution Company Inc.

EB-2007-0578, EB-2005-0417


Monday, February 05, 2007

### Sheet 7 - Large Corporation Tax Allowance

Did the applicant receive Board approval for Large Corporation Tax in 2006?

YES

NO



## 2007 INCENTIVE RATE MECHANISM ADJUSTMENT

Tay Hydro Electric Distribution Company Inc.

EB-2007-0578, EB-2005-0417

Monday, February 05, 2007

### Sheet 8 - Price Cap Adjustment to "Basic" Distribution Rates

Note: No inputs are required for this worksheet.

Price Escalator (GDP-PI)	Average annual expected Productivity Gain (X)	(GDP-PI) - X
1.92%	1.00%	0.92%

Adjusted Monthly Service Charge	Monthly Service Charge with Price Cap Adjustment	Adjusted Volumetric Rate (kW / kWh)	Volumetric Rate with Price Cap Adjustment
---------------------------------	--	-------------------------------------	---

<i>Residential</i>	\$14.46	\$14.59	\$	0.0115	\$0.0116
<i>General Service Less Than 50 kW</i>	\$14.59	\$14.72	\$	0.0175	\$0.0177
<i>General Service 50 to 4,999 kW</i>	\$206.48	\$208.38	\$	3.2729	\$3.3030
<i>Unmetered Scattered Load</i>	\$7.28	\$7.35	\$	0.0175	\$0.0177
<i>Sentinel Lighting</i>	\$0.71	\$0.72	\$	3.2621	\$3.2921
<i>Street Lighting</i>	\$0.68	\$0.69	\$	3.7369	\$3.7713



## 2007 INCENTIVE RATE MECHANISM ADJUSTMENT

Tay Hydro Electric Distribution Company Inc.

EB-2007-0578, EB-2005-0417

Monday, February 05, 2007

### Sheet 9 - Addback of Smart Meter Amounts

Note: No inputs are required for this worksheet.

Class	Monthly Service Charge	Add: Smart Meter Charge	2007 Final Monthly Service Charge	2007 Final Volumetric Charge <i>kW / kWh</i>
<i>Residential</i>	\$ 14.59	\$ 0.28	\$ 14.87	0.0116
<i>General Service Less Than 50 kW</i>	\$ 14.72	\$ 0.28	\$ 15.00	0.0177
<i>General Service 50 to 4,999 kW</i>	\$ 208.38	\$ 0.28	\$ 208.66	3.3030
<i>Unmetered Scattered Load</i>	\$ 7.35	\$ -	\$ 7.35	0.0177
<i>Sentinel Lighting</i>	\$ 0.72	\$ -	\$ 0.72	3.2921
<i>Street Lighting</i>	\$ 0.69	\$ -	\$ 0.69	3.7713

# Tay Hydro Electric Distribution Company Inc.

## Tariff OF RATES AND CHARGES

Effective May 1, 2007\*

(\*Except as otherwise noted)

This schedule supersedes and replaces all previously approved schedules of Rates, Charges, and Loss Factors

EB-2007-0578

### SERVICE CLASSIFICATIONS

FOR OEB STAFF USE ONLY

#### Residential

RESIDENTIAL Regular

Monthly Service Charge per month 14.74  
 Distribution Volumetric Rate per kWh 0.0115  
 Regulatory Assets per kWh 0.0058

#### General Service Less Than 50 kW

GENERAL SERVICE Less than 50 kW

Monthly Service Charge per month 14.87  
 Distribution Volumetric Rate per kWh 0.0175  
 Regulatory Assets per kWh 0.0039

#### General Service 50 to 4,999 kW

GENERAL SERVICE Greater than 50 kW (to 3000 kW)

Monthly Service Charge per month 206.76  
 Distribution Volumetric Rate per kW 3.2729  
 Regulatory Assets per kW 0.9416

#### Unmetered Scattered Load

GENERAL SERVICE Unmetered Scattered Load

Monthly Service Charge per month 7.28  
 Distribution Volumetric Rate per kWh 0.0175  
 Regulatory Assets per kWh 0.0079

#### Sentinel Lighting

Sentinel Lighting

Monthly Service Charge per month 0.71  
 Distribution Volumetric Rate per kW 3.2621  
 Regulatory Assets per kW 7.4173

#### Street Lighting

Street Lighting

Monthly Service Charge per month 0.68  
 Distribution Volumetric Rate per kW 3.7369  
 Regulatory Assets per kW 1.0734



# **Tay Hydro Electric Distribution Company Inc.**

**Tariff OF RATES AND CHARGES**

**Effective May 1, 2007\***

(\*Except as otherwise noted)

**This schedule supersedes and replaces all previously  
approved schedules of Rates, Charges, and Loss Factors**

**EB-2007-0578**

# Tay Hydro Electric Distribution Company Inc.

## Tariff OF RATES AND CHARGES

Effective May 1, 2007\*

(\*Except as otherwise noted)

**This schedule supersedes and replaces all previously  
approved schedules of Rates, Charges, and Loss Factors**

EB-2007-0578

### MONTHLY RATES AND CHARGES

#### Residential

Service Charge	\$	14.87
Distribution Volumetric Rate	\$/kWh	0.0116
Regulatory Asset Recovery	\$/kWh	0.0058
Retail Transmission Rate – Network Service Rate	\$/kWh	0.0053
Retail Transmission Rate – Line and Transformation Connection Service Rate	\$/kWh	0.0047
Wholesale Market Service Rate	\$/kWh	0.0052
Rural Rate Protection Charge	\$/kWh	0.0010
Regulated Price Plan – Administration Charge	\$	0.25

#### General Service Less Than 50 kW

Service Charge	\$	15.00
Distribution Volumetric Rate	\$/kWh	0.0177
Regulatory Asset Recovery	\$/kWh	0.0039
Retail Transmission Rate – Network Service Rate	\$/kWh	0.0048
Retail Transmission Rate – Line and Transformation Connection Service Rate	\$/kWh	0.0042
Wholesale Market Service Rate	\$/kWh	0.0052
Rural Rate Protection Charge	\$/kWh	0.0010
Regulated Price Plan – Administration Charge	\$	0.25

#### General Service 50 to 4,999 kW

Service Charge	\$	208.66
Distribution Volumetric Rate	\$/kW	3.3030
Regulatory Asset Recovery	\$/kW	0.9416
Retail Transmission Rate – Network Service Rate	\$/kW	1.9747
Retail Transmission Rate – Line and Transformation Connection Service Rate	\$/kW	1.6747
Wholesale Market Service Rate	\$/kWh	0.0052
Rural Rate Protection Charge	\$/kWh	0.0010
Regulated Price Plan – Administration Charge	\$	0.25

# Tay Hydro Electric Distribution Company Inc.

## Tariff OF RATES AND CHARGES

Effective May 1, 2007\*

(\*Except as otherwise noted)

**This schedule supersedes and replaces all previously  
approved schedules of Rates, Charges, and Loss Factors**

EB-2007-0578

### Unmetered Scattered Load

Service Charge	\$	7.35
Distribution Volumetric Rate	\$/kWh	0.0177
Regulatory Asset Recovery	\$/kWh	0.0079
Retail Transmission Rate – Network Service Rate	\$/kWh	0.0048
Retail Transmission Rate – Line and Transformation Connection Service Rate	\$/kWh	0.0042
Wholesale Market Service Rate	\$/kWh	0.0052
Rural Rate Protection Charge	\$/kWh	0.0010
Regulated Price Plan – Administration Charge	\$	0.25

### Sentinel Lighting

Service Charge	\$	0.72
Distribution Volumetric Rate	\$/kW	3.2921
Regulatory Asset Recovery	\$/kW	7.4173
Retail Transmission Rate – Network Service Rate	\$/kW	1.4968
Retail Transmission Rate – Line and Transformation Connection Service Rate	\$/kW	1.3217
Wholesale Market Service Rate	\$/kWh	0.0052
Rural Rate Protection Charge	\$/kWh	0.0010
Regulated Price Plan – Administration Charge	\$	0.25

### Street Lighting

Service Charge	\$	0.69
Distribution Volumetric Rate	\$/kW	3.7713
Regulatory Asset Recovery	\$/kW	1.0734
Retail Transmission Rate – Network Service Rate	\$/kW	1.4893
Retail Transmission Rate – Line and Transformation Connection Service Rate	\$/kW	1.2946
Wholesale Market Service Rate	\$/kWh	0.0052
Rural Rate Protection Charge	\$/kWh	0.0010
Regulated Price Plan – Administration Charge	\$	0.25

# **Tay Hydro Electric Distribution Company Inc.**

**Tariff OF RATES AND CHARGES**

**Effective May 1, 2007\***

(\*Except as otherwise noted)

**This schedule supersedes and replaces all previously  
approved schedules of Rates, Charges, and Loss Factors**

**EB-2007-0578**

# **Tay Hydro Electric Distribution Company Inc.**

**Tariff OF RATES AND CHARGES**

**Effective May 1, 2007\***

(\*Except as otherwise noted)

**This schedule supersedes and replaces all previously  
approved schedules of Rates, Charges, and Loss Factors**

**EB-2007-0578**

# **Tay Hydro Electric Distribution Company Inc.**

**Tariff OF RATES AND CHARGES**

**Effective May 1, 2007\***

(\*Except as otherwise noted)

**This schedule supersedes and replaces all previously  
approved schedules of Rates, Charges, and Loss Factors**

**EB-2007-0578**

# Tay Hydro Electric Distribution Company Inc.

## Tariff OF RATES AND CHARGES

Effective May 1, 2007\*

(\*Except as otherwise noted)

**This schedule supersedes and replaces all previously approved schedules of Rates, Charges, and Loss Factors**

EB-2007-0578

### Specific Service Charges

#### Customer Administration

Arrears certificate	\$	15.00
Statement of account	\$	15.00
Pulling post dated cheques	\$	15.00
Duplicate invoices for previous billing	\$	15.00
Request for other billing information	\$	15.00
Easement letter	\$	15.00
Income tax letter	\$	15.00
Notification charge	\$	15.00
Account history	\$	15.00
Credit reference/credit check (plus credit agency costs)	\$	15.00
Returned cheque charge (plus bank charges)	\$	15.00
Charge to certify cheque	\$	15.00
Legal letter charge	\$	15.00
Account set up charge/change of occupancy charge (plus credit agency costs if applicable)	\$	30.00
Special meter reads	\$	30.00
Meter dispute charge plus Measurement Canada fees (if meter found correct)	\$	30.00
Late Payment - per month	%	1.50
Late Payment - per annum	%	19.56
Collection of account charge - no disconnection	\$	30.00
Collection of account charge - no disconnection - after regular hours	\$	165.00
Disconnect/Reconnect at meter - during regular hours	\$	65.00
Disconnect/Reconnect at meter - after regular hours	\$	185.00
Disconnect/Reconnect at pole - during regular hours	\$	185.00
Disconnect/Reconnect at pole - after regular hours	\$	415.00
Install/Remove load control device - during regular hours	\$	65.00
Install/Remove load control device - after regular hours	\$	185.00
Service call - customer-owned equipment	\$	30.00
Service call - after regular hours	\$	165.00
Temporary service install & remove - overhead - no transformer	\$	500.00
Temporary service install & remove - underground - no transformer	\$	300.00
Temporary service install & remove - overhead - with transformer	\$	1000.00
Specific Charge for Access to the Power Poles \$/pole/year	\$	22.35
<b>Allowances</b>		
Transformer Allowance for Ownership - per kW of billing demand/month	\$/kW	-0.60
Primary Metering Allowance for transformer losses - applied to measured demand and energy	%	-1.00

### LOSS FACTORS

Total Loss Factor – Secondary Metered Customer < 5,000 kW	1.0866
Total Loss Factor – Primary Metered Customer < 5,000 kW	1.0757



## 2007 INCENTIVE RATE MECHANISM ADJUSTMENT MODEL

Tay Hydro Electric Distribution Company Inc.

EB-2007-0578, EB-2005-0417

Monday, February 05, 2007

### Sheet 11 - Bill Impact - May 1 to Oct 31

Regulated Price Plan	2006	2006	2007	2007
<b>Residential</b>	Threshold	\$ / kWh	Threshold	\$ / kWh
less than or equal to	600	\$ 0.058	600	\$ 0.055
greater than	> 600	\$ 0.067	> 600	\$ 0.064

Regulated Price Plan	2006	2006	2007	2007
<b>Non-Residential</b>	Threshold	\$ / kWh	Threshold	\$ / kWh
less than or equal to	750	\$ 0.058	750	\$ 0.055
greater than	> 750	\$ 0.067	> 750	\$ 0.064

### Residential

Consumption	100 kWh 0 kW	Loss Factor 1.0866
-------------	-----------------	--------------------

	2006 BILL			2007 BILL			IMPACT		
	Volume	RATE \$	CHARGE \$	Volume	RATE \$	CHARGE \$	\$	%	% of Total Bill
Monthly Service Charge			\$ 14.74			\$ 14.87	\$ 0.13	0.88%	59.23%
Distribution (kWh)	100	\$ 0.0115	\$ 1.15	100	\$ 0.0116	\$ 1.16	\$ 0.0100	0.87%	4.62%
Distribution (kW)	0	\$ -	\$ -	0	\$ -	\$ -	\$ -	0.00%	0.00%
Regulatory Assets (kWh)	100	\$ 0.0058	\$ 0.58	100	\$ 0.0058	\$ 0.58	\$ -	0.00%	2.31%
Regulatory Assets (kW)	0	\$ -	\$ -	0	\$ -	\$ -	\$ -	0.00%	0.00%
<b>Sub-Total</b>			<b>\$ 16.47</b>			<b>\$ 16.61</b>	<b>\$ 0.14</b>	<b>0.85%</b>	<b>66.16%</b>
Other Charges (kWh)	109	\$ 0.0232	\$ 2.52	109	\$ 0.0232	\$ 2.52	\$ -	0.00%	10.04%
Other Charges (kW)	0	\$ -	\$ -	0	\$ -	\$ -	\$ -	0.00%	0.00%
Cost of Power Commodity (kWh)	109	\$ 0.0580	\$ 6.30	109	\$ 0.0550	\$ 5.98	-\$ 0.33	-5.17%	23.80%
Cost of Power Commodity (kW)	0	\$ 0.0670	\$ -	0	\$ 0.0640	\$ -	\$ -	0.00%	0.00%
<b>Total Bill before Taxes</b>			<b>\$ 25.29</b>			<b>\$ 25.11</b>	<b>-\$ 0.19</b>	<b>-0.74%</b>	<b>100%</b>
<b>GST (2006 - 7%, 2007 - 6%)</b>			<b>\$ 1.60</b>			<b>\$ 1.51</b>	<b>-\$ 0.10</b>	<b>-5.96%</b>	
<b>Total Bill after Taxes</b>			<b>\$ 26.90</b>			<b>\$ 26.61</b>	<b>-\$ 0.28</b>	<b>-1.05%</b>	

### Residential

Consumption	250 kWh 0 kW	Loss Factor 1.0866
-------------	-----------------	--------------------

	2006 BILL			2007 BILL			IMPACT		
	Volume	RATE \$	CHARGE \$	Volume	RATE \$	CHARGE \$	\$	%	% of Total Bill
Monthly Service Charge			\$ 14.74			\$ 14.87	\$ 0.13	0.88%	36.75%
Distribution (kWh)	250	\$ 0.0115	\$ 2.88	250	\$ 0.0116	\$ 2.90	\$ 0.0250	0.87%	7.17%
Distribution (kW)	0	\$ -	\$ -	0	\$ -	\$ -	\$ -	0.00%	0.00%
Regulatory Assets (kWh)	250	\$ 0.0058	\$ 1.45	250	\$ 0.0058	\$ 1.45	\$ -	0.00%	3.58%
Regulatory Assets (kW)	0	\$ -	\$ -	0	\$ -	\$ -	\$ -	0.00%	0.00%
<b>Sub-Total</b>			<b>\$ 19.07</b>			<b>\$ 19.22</b>	<b>\$ 0.15</b>	<b>0.81%</b>	<b>47.50%</b>
Other Charges (kWh)	272	\$ 0.0232	\$ 6.30	272	\$ 0.0232	\$ 6.30	\$ -	0.00%	15.58%
Other Charges (kW)	0	\$ -	\$ -	0	\$ -	\$ -	\$ -	0.00%	0.00%
Cost of Power Commodity (kWh)	272	\$ 0.0580	\$ 15.76	272	\$ 0.0550	\$ 14.94	-\$ 0.81	-5.17%	36.92%
Cost of Power Commodity (kW)	0	\$ 0.0670	\$ -	0	\$ 0.0640	\$ -	\$ -	0.00%	0.00%
<b>Total Bill before Taxes</b>			<b>\$ 41.12</b>			<b>\$ 40.46</b>	<b>-\$ 0.66</b>	<b>-1.60%</b>	<b>100%</b>
<b>GST (2006 - 7%, 2007 - 6%)</b>			<b>\$ 2.60</b>			<b>\$ 2.43</b>	<b>-\$ 0.18</b>	<b>-6.78%</b>	
<b>Total Bill after Taxes</b>			<b>\$ 43.73</b>			<b>\$ 42.89</b>	<b>-\$ 0.84</b>	<b>-1.91%</b>	



**Residential**

<b>Consumption</b>	500 kWh 0 kW	<b>Loss Factor 1.0866</b>
--------------------	-----------------	---------------------------

	2006 BILL			2007 BILL			IMPACT		
	Volume	RATE \$	CHARGE \$	Volume	RATE \$	CHARGE \$	\$	%	% of Total Bill
Monthly Service Charge			\$ 14.74			\$ 14.87	\$ 0.13	0.88%	22.51%
Distribution (kWh)	500	\$ 0.0115	\$ 5.75	500	\$ 0.0116	\$ 5.80	\$ 0.0500	0.87%	8.78%
Distribution (kW)	0	\$ -	\$ -	0	\$ -	\$ -	\$ -	0.00%	0.00%
Regulatory Assets (kWh)	500	\$ 0.0058	\$ 2.90	500	\$ 0.0058	\$ 2.90	\$ -	0.00%	4.39%
Regulatory Assets (kW)	0	\$ -	\$ -	0	\$ -	\$ -	\$ -	0.00%	0.00%
<b>Sub-Total</b>			<b>\$ 23.39</b>			<b>\$ 23.57</b>	<b>\$ 0.18</b>	<b>0.77%</b>	<b>35.68%</b>
Other Charges (kWh)	543	\$ 0.0232	\$ 12.60	543	\$ 0.0232	\$ 12.60	\$ -	0.00%	19.08%
Other Charges (kW)	0	\$ -	\$ -	0	\$ -	\$ -	\$ -	0.00%	0.00%
Cost of Power Commodity (kWh)	543	\$ 0.0580	\$ 31.51	543	\$ 0.0550	\$ 29.88	-\$ 1.63	-5.17%	45.24%
Cost of Power Commodity (kW)	0	\$ 0.0670	\$ -	0	\$ 0.0640	\$ -	\$ -	0.00%	0.00%
<b>Total Bill before Taxes</b>			<b>\$ 67.51</b>			<b>\$ 66.06</b>	<b>-\$ 1.45</b>	<b>-2.15%</b>	<b>100%</b>
<b>GST (2006 - 7%, 2007 - 6%)</b>			<b>\$ 4.28</b>			<b>\$ 3.96</b>	<b>-\$ 0.31</b>	<b>-7.30%</b>	
<b>Total Bill after Taxes</b>			<b>\$ 71.78</b>			<b>\$ 70.02</b>	<b>-\$ 1.76</b>	<b>-2.45%</b>	

**Residential**

<b>Consumption</b>	750 kWh 0 kW	<b>Loss Factor 1.0866</b>
--------------------	-----------------	---------------------------

	2006 BILL			2007 BILL			IMPACT		
	Volume	RATE \$	CHARGE \$	Volume	RATE \$	CHARGE \$	\$	%	% of Total Bill
Monthly Service Charge			\$ 14.74			\$ 14.87	\$ 0.13	0.88%	15.89%
Distribution (kWh)	750	\$ 0.0115	\$ 8.63	750	\$ 0.0116	\$ 8.70	\$ 0.0750	0.87%	9.30%
Distribution (kW)	0	\$ -	\$ -	0	\$ -	\$ -	\$ -	0.00%	0.00%
Regulatory Assets (kWh)	750	\$ 0.0058	\$ 4.35	750	\$ 0.0058	\$ 4.35	\$ -	0.00%	4.65%
Regulatory Assets (kW)	0	\$ -	\$ -	0	\$ -	\$ -	\$ -	0.00%	0.00%
<b>Sub-Total</b>			<b>\$ 27.72</b>			<b>\$ 27.92</b>	<b>\$ 0.20</b>	<b>0.74%</b>	<b>29.83%</b>
Other Charges (kWh)	815	\$ 0.0232	\$ 18.91	815	\$ 0.0232	\$ 18.91	\$ -	0.00%	20.20%
Other Charges (kW)	0	\$ -	\$ -	0	\$ -	\$ -	\$ -	0.00%	0.00%
Cost of Power Commodity (kWh)	600	\$ 0.0580	\$ 34.80	600	\$ 0.0550	\$ 33.00	-\$ 1.80	-5.17%	35.26%
Cost of Power Commodity (kW)	215	\$ 0.0670	\$ 14.40	215	\$ 0.0640	\$ 13.76	-\$ 0.64	-4.48%	14.70%
<b>Total Bill before Taxes</b>			<b>\$ 95.82</b>			<b>\$ 93.58</b>	<b>-\$ 2.24</b>	<b>-2.34%</b>	<b>100%</b>
<b>GST (2006 - 7%, 2007 - 6%)</b>			<b>\$ 6.07</b>			<b>\$ 5.62</b>	<b>-\$ 0.45</b>	<b>-7.48%</b>	
<b>Total Bill after Taxes</b>			<b>\$ 101.89</b>			<b>\$ 99.20</b>	<b>-\$ 2.69</b>	<b>-2.64%</b>	

**Residential**

<b>Consumption</b>	1,000 kWh 0 kW	<b>Loss Factor 1.0866</b>
--------------------	-------------------	---------------------------

	2006 BILL			2007 BILL			IMPACT		
	Volume	RATE \$	CHARGE \$	Volume	RATE \$	CHARGE \$	\$	%	% of Total Bill
Monthly Service Charge			\$ 14.74			\$ 14.87	\$ 0.13	0.88%	12.23%
Distribution (kWh)	1,000	\$ 0.0115	\$ 11.50	1,000	\$ 0.0116	\$ 11.60	\$ 0.1000	0.87%	9.54%
Distribution (kW)	0	\$ -	\$ -	0	\$ -	\$ -	\$ -	0.00%	0.00%
Regulatory Assets (kWh)	1,000	\$ 0.0058	\$ 5.80	1,000	\$ 0.0058	\$ 5.80	\$ -	0.00%	4.77%
Regulatory Assets (kW)	0	\$ -	\$ -	0	\$ -	\$ -	\$ -	0.00%	0.00%
<b>Sub-Total</b>			<b>\$ 32.04</b>			<b>\$ 32.27</b>	<b>\$ 0.23</b>	<b>0.72%</b>	<b>26.53%</b>
Other Charges (kWh)	1087	\$ 0.0232	\$ 25.21	1087	\$ 0.0232	\$ 25.21	\$ -	0.00%	20.73%
Other Charges (kW)	0	\$ -	\$ -	0	\$ -	\$ -	\$ -	0.00%	0.00%

Cost of Power Commodity (kWh)	600	\$ 0.0580	\$ 34.80	600	\$ 0.0550	\$ 33.00	-\$ 1.80	-5.17%	27.13%
Cost of Power Commodity (kWh)	487	\$ 0.0670	\$ 32.60	487	\$ 0.0640	\$ 31.14	-\$ 1.46	-4.48%	25.61%
<b>Total Bill before Taxes</b>			<b>\$ 124.65</b>			<b>\$ 121.62</b>	<b>-\$ 3.03</b>	<b>-2.43%</b>	<b>100%</b>
<b>GST (2006 - 7%, 2007 - 6%)</b>			<b>\$ 7.89</b>			<b>\$ 7.30</b>	<b>-\$ 0.60</b>	<b>-7.57%</b>	
<b>Total Bill after Taxes</b>			<b>\$ 132.55</b>			<b>\$ 128.92</b>	<b>-\$ 3.63</b>	<b>-2.74%</b>	

**Residential**

<b>Consumption</b>	1,500 kWh 0 kW	<b>Loss Factor 1.0866</b>
--------------------	-------------------	---------------------------

	2006 BILL			2007 BILL			IMPACT		
	Volume	RATE \$	CHARGE \$	Volume	RATE \$	CHARGE \$	\$	%	% of Total Bill
Monthly Service Charge			\$ 14.74			\$ 14.87	\$ 0.13	0.88%	8.37%
Distribution (kWh)	1,500	\$ 0.0115	\$ 17.25	1,500	\$ 0.0116	\$ 17.40	\$ 0.1500	0.87%	9.79%
Distribution (kW)	0	\$ -	\$ -	0	\$ -	\$ -	\$ -	0.00%	0.00%
Regulatory Assets (kWh)	1,500	\$ 0.0058	\$ 8.70	1,500	\$ 0.0058	\$ 8.70	\$ -	0.00%	4.90%
Regulatory Assets (kW)	0	\$ -	\$ -	0	\$ -	\$ -	\$ -	0.00%	0.00%
<b>Sub-Total</b>			<b>\$ 40.69</b>			<b>\$ 40.97</b>	<b>\$ 0.28</b>	<b>0.69%</b>	<b>23.06%</b>
Other Charges (kWh)	1630	\$ 0.0232	\$ 37.81	1630	\$ 0.0232	\$ 37.81	\$ -	0.00%	21.28%
Other Charges (kW)	0	\$ -	\$ -	0	\$ -	\$ -	\$ -	0.00%	0.00%
Cost of Power Commodity (kWh)	600	\$ 0.0580	\$ 34.80	600	\$ 0.0550	\$ 33.00	-\$ 1.80	-5.17%	18.57%
Cost of Power Commodity (kW)	1,030	\$ 0.0670	\$ 69.00	1,030	\$ 0.0640	\$ 65.91	-\$ 3.09	-4.48%	37.09%
<b>Total Bill before Taxes</b>			<b>\$ 182.31</b>			<b>\$ 177.70</b>	<b>-\$ 4.61</b>	<b>-2.53%</b>	<b>100%</b>
<b>GST (2006 - 7%, 2007 - 6%)</b>			<b>\$ 11.55</b>			<b>\$ 10.66</b>	<b>-\$ 0.88</b>	<b>-7.66%</b>	
<b>Total Bill after Taxes</b>			<b>\$ 193.85</b>			<b>\$ 188.36</b>	<b>-\$ 5.49</b>	<b>-2.83%</b>	

**Residential**

<b>Consumption</b>	2,000 kWh 0 kW	<b>Loss Factor 1.0866</b>
--------------------	-------------------	---------------------------

	2006 BILL			2007 BILL			IMPACT		
	Volume	RATE \$	CHARGE \$	Volume	RATE \$	CHARGE \$	\$	%	% of Total Bill
Monthly Service Charge			\$ 14.74			\$ 14.87	\$ 0.13	0.88%	6.36%
Distribution (kWh)	2,000	\$ 0.0115	\$ 23.00	2,000	\$ 0.0116	\$ 23.20	\$ 0.2000	0.87%	9.92%
Distribution (kW)	0	\$ -	\$ -	0	\$ -	\$ -	\$ -	0.00%	0.00%
Regulatory Assets (kWh)	2,000	\$ 0.0058	\$ 11.60	2,000	\$ 0.0058	\$ 11.60	\$ -	0.00%	4.96%
Regulatory Assets (kW)	0	\$ -	\$ -	0	\$ -	\$ -	\$ -	0.00%	0.00%
<b>Sub-Total</b>			<b>\$ 49.34</b>			<b>\$ 49.67</b>	<b>\$ 0.33</b>	<b>0.67%</b>	<b>21.25%</b>
Other Charges (kWh)	2173	\$ 0.0232	\$ 50.42	2173	\$ 0.0232	\$ 50.42	\$ -	0.00%	21.57%
Other Charges (kW)	0	\$ -	\$ -	0	\$ -	\$ -	\$ -	0.00%	0.00%
Cost of Power Commodity (kWh)	600	\$ 0.0580	\$ 34.80	600	\$ 0.0550	\$ 33.00	-\$ 1.80	-5.17%	14.12%
Cost of Power Commodity (kW)	1,573	\$ 0.0670	\$ 105.40	1,573	\$ 0.0640	\$ 100.68	-\$ 4.72	-4.48%	43.07%
<b>Total Bill before Taxes</b>			<b>\$ 239.96</b>			<b>\$ 233.77</b>	<b>-\$ 6.19</b>	<b>-2.58%</b>	<b>100%</b>
<b>GST (2006 - 7%, 2007 - 6%)</b>			<b>\$ 15.20</b>			<b>\$ 14.03</b>	<b>-\$ 1.17</b>	<b>-7.71%</b>	
<b>Total Bill after Taxes</b>			<b>\$ 255.16</b>			<b>\$ 247.80</b>	<b>-\$ 7.36</b>	<b>-2.88%</b>	

**General Service Less Than 50 kW**

<b>Consumption</b>	1,000 kWh 0 kW	<b>Loss Factor 1.0866</b>
--------------------	-------------------	---------------------------

	2006 BILL			2007 BILL			IMPACT		
	Volume	RATE \$	CHARGE \$	Volume	RATE \$	CHARGE \$	\$	%	% of Total Bill

Monthly Service Charge			\$ 14.87			\$ 15.00	\$ 0.13	0.87%	12.14%
Distribution (kWh)	1,000	\$ 0.0175	\$ 17.50	1,000	\$ 0.0177	\$ 17.70	\$ 0.2000	1.14%	14.33%
Distribution (kW)	0	\$ -	\$ -	0	\$ -	\$ -	\$ -	0.00%	0.00%
Regulatory Assets (kWh)	1,000	\$ 0.0039	\$ 3.90	1,000	\$ 0.0039	\$ 3.90	\$ -	0.00%	3.16%
Regulatory Assets (kW)	0	\$ -	\$ -	0	\$ -	\$ -	\$ -	0.00%	0.00%
<b>Sub-Total</b>			<b>\$ 36.27</b>			<b>\$ 36.60</b>	<b>\$ 0.33</b>	<b>0.91%</b>	<b>29.63%</b>
Other Charges (kWh)	1087	\$ 0.0222	\$ 24.12	1087	\$ 0.0222	\$ 24.12	\$ -	0.00%	19.53%
Other Charges (kW)	0	\$ -	\$ -	0	\$ -	\$ -	\$ -	0.00%	0.00%
Cost of Power Commodity (kWh)	750	\$ 0.0580	\$ 43.50	750	\$ 0.0550	\$ 41.25	-\$ 2.25	-5.17%	33.40%
Cost of Power Commodity (kW)	337	\$ 0.0670	\$ 22.55	337	\$ 0.0640	\$ 21.54	-\$ 1.01	-4.48%	17.44%
<b>Total Bill before Taxes</b>			<b>\$ 126.44</b>			<b>\$ 123.51</b>	<b>-\$ 2.93</b>	<b>-2.32%</b>	<b>100%</b>
<b>GST (2006 - 7%, 2007 - 6%)</b>			<b>\$ 8.01</b>			<b>\$ 7.41</b>	<b>-\$ 0.60</b>	<b>-7.46%</b>	
<b>Total Bill after Taxes</b>			<b>\$ 134.45</b>			<b>\$ 130.93</b>	<b>-\$ 3.53</b>	<b>-2.62%</b>	

### General Service Less Than 50 kW

<b>Consumption</b>	2,000 kWh 0 kW	<b>Loss Factor 1.0866</b>
--------------------	-------------------	---------------------------

	2006 BILL			2007 BILL			IMPACT		
	Volume	RATE \$	CHARGE \$	Volume	RATE \$	CHARGE \$	\$	%	% of Total Bill
Monthly Service Charge			\$ 14.87			\$ 15.00	\$ 0.13	0.87%	6.28%
Distribution (kWh)	2,000	\$ 0.0175	\$ 35.00	2,000	\$ 0.0177	\$ 35.40	\$ 0.4000	1.14%	14.83%
Distribution (kW)	0	\$ -	\$ -	0	\$ -	\$ -	\$ -	0.00%	0.00%
Regulatory Assets (kWh)	2,000	\$ 0.0039	\$ 7.80	2,000	\$ 0.0039	\$ 7.80	\$ -	0.00%	3.27%
Regulatory Assets (kW)	0	\$ -	\$ -	0	\$ -	\$ -	\$ -	0.00%	0.00%
<b>Sub-Total</b>			<b>\$ 57.67</b>			<b>\$ 58.20</b>	<b>\$ 0.53</b>	<b>0.92%</b>	<b>24.37%</b>
Other Charges (kWh)	2173	\$ 0.0222	\$ 48.25	2173	\$ 0.0222	\$ 48.25	\$ -	0.00%	20.20%
Other Charges (kW)	0	\$ -	\$ -	0	\$ -	\$ -	\$ -	0.00%	0.00%
Cost of Power Commodity (kWh)	750	\$ 0.0580	\$ 43.50	750	\$ 0.0550	\$ 41.25	-\$ 2.25	-5.17%	17.28%
Cost of Power Commodity (kW)	1,423	\$ 0.0670	\$ 95.35	1,423	\$ 0.0640	\$ 91.08	-\$ 4.27	-4.48%	38.15%
<b>Total Bill before Taxes</b>			<b>\$ 244.77</b>			<b>\$ 238.78</b>	<b>-\$ 5.99</b>	<b>-2.45%</b>	<b>100%</b>
<b>GST (2006 - 7%, 2007 - 6%)</b>			<b>\$ 15.50</b>			<b>\$ 14.33</b>	<b>-\$ 1.18</b>	<b>-7.58%</b>	
<b>Total Bill after Taxes</b>			<b>\$ 260.27</b>			<b>\$ 253.11</b>	<b>-\$ 7.16</b>	<b>-2.75%</b>	

### General Service Less Than 50 kW

<b>Consumption</b>	5,000 kWh 0 kW	<b>Loss Factor 1.0866</b>
--------------------	-------------------	---------------------------

	2006 BILL			2007 BILL			IMPACT		
	Volume	RATE \$	CHARGE \$	Volume	RATE \$	CHARGE \$	\$	%	% of Total Bill
Monthly Service Charge			\$ 14.87			\$ 15.00	\$ 0.13	0.87%	2.57%
Distribution (kWh)	5,000	\$ 0.0175	\$ 87.50	5,000	\$ 0.0177	\$ 88.50	\$ 1.0000	1.14%	15.14%
Distribution (kW)	0	\$ -	\$ -	0	\$ -	\$ -	\$ -	0.00%	0.00%
Regulatory Assets (kWh)	5,000	\$ 0.0039	\$ 19.50	5,000	\$ 0.0039	\$ 19.50	\$ -	0.00%	3.34%
Regulatory Assets (kW)	0	\$ -	\$ -	0	\$ -	\$ -	\$ -	0.00%	0.00%
<b>Sub-Total</b>			<b>\$ 121.87</b>			<b>\$ 123.00</b>	<b>\$ 1.13</b>	<b>0.93%</b>	<b>21.04%</b>
Other Charges (kWh)	5433	\$ 0.0222	\$ 120.61	5433	\$ 0.0222	\$ 120.61	\$ -	0.00%	20.63%
Other Charges (kW)	0	\$ -	\$ -	0	\$ -	\$ -	\$ -	0.00%	0.00%
Cost of Power Commodity (kWh)	750	\$ 0.0580	\$ 43.50	750	\$ 0.0550	\$ 41.25	-\$ 2.25	-5.17%	7.06%
Cost of Power Commodity (kW)	4,683	\$ 0.0670	\$ 313.76	4,683	\$ 0.0640	\$ 299.71	-\$ 14.05	-4.48%	51.27%
<b>Total Bill before Taxes</b>			<b>\$ 599.74</b>			<b>\$ 584.57</b>	<b>-\$ 15.17</b>	<b>-2.53%</b>	<b>100%</b>
<b>GST (2006 - 7%, 2007 - 6%)</b>			<b>\$ 37.98</b>			<b>\$ 35.07</b>	<b>-\$ 2.91</b>	<b>-7.66%</b>	
<b>Total Bill after Taxes</b>			<b>\$ 637.73</b>			<b>\$ 619.65</b>	<b>-\$ 18.08</b>	<b>-2.83%</b>	

**General Service Less Than 50 kW**

**Consumption**      10,000 kWh  
0 kW      **Loss Factor 1.0866**

	2006 BILL			2007 BILL			IMPACT		
	Volume	RATE \$	CHARGE \$	Volume	RATE \$	CHARGE \$	\$	%	% of Total Bill
Monthly Service Charge			\$ 14.87			\$ 15.00	\$ 0.13	0.87%	1.29%
Distribution (kWh)	10,000	\$ 0.0175	\$ 175.00	10,000	\$ 0.0177	\$ 177.00	\$ 2.0000	1.14%	15.25%
Distribution (kW)	0	\$ -	\$ -	0	\$ -	\$ -	\$ -	0.00%	0.00%
Regulatory Assets (kWh)	10,000	\$ 0.0039	\$ 39.00	10,000	\$ 0.0039	\$ 39.00	\$ -	0.00%	3.36%
Regulatory Assets (kW)	0	\$ -	\$ -	0	\$ -	\$ -	\$ -	0.00%	0.00%
<b>Sub-Total</b>			<b>\$ 228.87</b>			<b>\$ 231.00</b>	<b>\$ 2.13</b>	<b>0.93%</b>	<b>19.90%</b>
Other Charges (kWh)	10866	\$ 0.0222	\$ 241.23	10866	\$ 0.0222	\$ 241.23	\$ -	0.00%	20.78%
Other Charges (kW)	0	\$ -	\$ -	0	\$ -	\$ -	\$ -	0.00%	0.00%
Cost of Power Commodity (kWh)	750	\$ 0.0580	\$ 43.50	750	\$ 0.0550	\$ 41.25	-\$ 2.25	-5.17%	3.55%
Cost of Power Commodity (kW)	10,116	\$ 0.0670	\$ 677.77	10,116	\$ 0.0640	\$ 647.42	-\$ 30.35	-4.48%	55.77%
<b>Total Bill before Taxes</b>			<b>\$ 1,191.37</b>			<b>\$ 1,160.90</b>	<b>-\$ 30.47</b>	<b>-2.56%</b>	<b>100%</b>
<b>GST (2006 - 7%, 2007 - 6%)</b>			<b>\$ 75.45</b>			<b>\$ 69.65</b>	<b>-\$ 5.80</b>	<b>-7.69%</b>	
<b>Total Bill after Taxes</b>			<b>\$ 1,266.82</b>			<b>\$ 1,230.55</b>	<b>-\$ 36.27</b>	<b>-2.86%</b>	

**General Service Less Than 50 kW**

**Consumption**      15,000 kWh  
0 kW      **Loss Factor 1.0866**

	2006 BILL			2007 BILL			IMPACT		
	Volume	RATE \$	CHARGE \$	Volume	RATE \$	CHARGE \$	\$	%	% of Total Bill
Monthly Service Charge			\$ 14.87			\$ 15.00	\$ 0.13	0.87%	0.86%
Distribution (kWh)	15,000	\$ 0.0175	\$ 262.50	15,000	\$ 0.0177	\$ 265.50	\$ 3.0000	1.14%	15.28%
Distribution (kW)	0	\$ -	\$ -	0	\$ -	\$ -	\$ -	0.00%	0.00%
Regulatory Assets (kWh)	15,000	\$ 0.0039	\$ 58.50	15,000	\$ 0.0039	\$ 58.50	\$ -	0.00%	3.37%
Regulatory Assets (kW)	0	\$ -	\$ -	0	\$ -	\$ -	\$ -	0.00%	0.00%
<b>Sub-Total</b>			<b>\$ 335.87</b>			<b>\$ 339.00</b>	<b>\$ 3.13</b>	<b>0.93%</b>	<b>19.51%</b>
Other Charges (kWh)	16299	\$ 0.0222	\$ 361.84	16299	\$ 0.0222	\$ 361.84	\$ -	0.00%	20.83%
Other Charges (kW)	0	\$ -	\$ -	0	\$ -	\$ -	\$ -	0.00%	0.00%
Cost of Power Commodity (kWh)	750	\$ 0.0580	\$ 43.50	750	\$ 0.0550	\$ 41.25	-\$ 2.25	-5.17%	2.37%
Cost of Power Commodity (kW)	15,549	\$ 0.0670	\$ 1,041.78	15,549	\$ 0.0640	\$ 995.14	-\$ 46.65	-4.48%	57.28%
<b>Total Bill before Taxes</b>			<b>\$ 1,782.99</b>			<b>\$ 1,737.22</b>	<b>-\$ 45.77</b>	<b>-2.57%</b>	<b>100%</b>
<b>GST (2006 - 7%, 2007 - 6%)</b>			<b>\$ 112.92</b>			<b>\$ 104.23</b>	<b>-\$ 8.69</b>	<b>-7.69%</b>	
<b>Total Bill after Taxes</b>			<b>\$ 1,895.91</b>			<b>\$ 1,841.46</b>	<b>-\$ 54.46</b>	<b>-2.87%</b>	

**General Service 50 to 4,999 kW**

**Consumption**      15,000 kWh  
60 kW      **Loss Factor 1.0866**

	2006 BILL			2007 BILL			IMPACT		
	Volume	RATE \$	CHARGE \$	Volume	RATE \$	CHARGE \$	\$	%	% of Total Bill
Monthly Service Charge			\$ 206.76			\$ 208.66	\$ 1.90	0.92%	10.69%
Distribution (kWh)	15,000	\$ -	\$ -	15,000	\$ -	\$ -	\$ -	0.00%	0.00%
Distribution (kW)	60	\$ 3.2729	\$ 196.37	60	\$ 3.3030	\$ 198.18	\$ 1.81	0.92%	10.15%
Regulatory Assets (kWh)	15,000	\$ -	\$ -	15,000	\$ -	\$ -	\$ -	0.00%	0.00%
Regulatory Assets (kW)	60	\$ 0.9416	\$ 56.50	60	\$ 0.9416	\$ 56.50	\$ -	0.00%	2.89%
<b>Sub-Total</b>			<b>\$ 459.63</b>			<b>\$ 463.34</b>	<b>\$ 3.71</b>	<b>0.81%</b>	<b>23.73%</b>
Other Charges (kWh)	16299	\$ 0.0132	\$ 215.15	16299	\$ 0.0132	\$ 215.15	\$ -	0.00%	11.02%
Other Charges (kW)	65	\$ 3.6494	\$ 237.93	65	\$ 3.6494	\$ 237.93	\$ -	0.00%	12.18%

Cost of Power Commodity (kWh)	750	\$ 0.0580	\$ 43.50	750	\$ 0.0550	\$ 41.25	-\$ 2.25	-5.17%	2.11%
Cost of Power Commodity (kWh)	15,549	\$ 0.0670	\$ 1,041.78	15,549	\$ 0.0640	\$ 995.14	-\$ 46.65	-4.48%	50.96%
<b>Total Bill before Taxes</b>			<b>\$ 1,997.99</b>			<b>\$ 1,952.80</b>	<b>-\$ 45.19</b>	<b>-2.26%</b>	<b>100%</b>
<b>GST (2006 - 7%, 2007 - 6%)</b>			<b>\$ 126.54</b>			<b>\$ 117.17</b>	<b>-\$ 9.37</b>	<b>-7.41%</b>	
<b>Total Bill after Taxes</b>			<b>\$ 2,124.53</b>			<b>\$ 2,069.96</b>	<b>-\$ 54.56</b>	<b>-2.57%</b>	

**General Service 50 to 4,999 kW**

<b>Consumption</b>	40,000 kWh 100 kW	<b>Loss Factor 1.0866</b>
--------------------	----------------------	---------------------------

	2006 BILL			2007 BILL			IMPACT		
	Volume	RATE \$	CHARGE \$	Volume	RATE \$	CHARGE \$	\$	%	% of Total Bill
Monthly Service Charge			\$ 206.76			\$ 208.66	\$ 1.90	0.92%	4.77%
Distribution (kWh)	40,000	\$ -	\$ -	40,000	\$ -	\$ -	\$ -	0.00%	0.00%
Distribution (kW)	100	\$ 3.2729	\$ 327.29	100	\$ 3.3030	\$ 330.30	\$ 3.01	0.92%	7.54%
Regulatory Assets (kWh)	40,000	\$ -	\$ -	40,000	\$ -	\$ -	\$ -	0.00%	0.00%
Regulatory Assets (kW)	100	\$ 0.9416	\$ 94.16	100	\$ 0.9416	\$ 94.16	\$ -	0.00%	2.15%
<b>Sub-Total</b>			<b>\$ 628.21</b>			<b>\$ 633.12</b>	<b>\$ 4.91</b>	<b>0.78%</b>	<b>14.46%</b>
Other Charges (kWh)	43464	\$ 0.0132	\$ 573.72	43464	\$ 0.0132	\$ 573.72	\$ -	0.00%	13.10%
Other Charges (kW)	109	\$ 3.6494	\$ 396.54	109	\$ 3.6494	\$ 396.54	\$ -	0.00%	9.06%
Cost of Power Commodity (kWh)	750	\$ 0.0580	\$ 43.50	750	\$ 0.0550	\$ 41.25	-\$ 2.25	-5.17%	0.94%
Cost of Power Commodity (kW)	42,714	\$ 0.0670	\$ 2,861.84	42,714	\$ 0.0640	\$ 2,733.70	-\$ 128.14	-4.48%	62.44%
<b>Total Bill before Taxes</b>			<b>\$ 4,503.82</b>			<b>\$ 4,378.33</b>	<b>-\$ 125.48</b>	<b>-2.79%</b>	<b>100%</b>
<b>GST (2006 - 7%, 2007 - 6%)</b>			<b>\$ 285.24</b>			<b>\$ 262.70</b>	<b>-\$ 22.54</b>	<b>-7.90%</b>	
<b>Total Bill after Taxes</b>			<b>\$ 4,789.06</b>			<b>\$ 4,641.03</b>	<b>-\$ 148.02</b>	<b>-3.09%</b>	

**General Service 50 to 4,999 kW**

<b>Consumption</b>	100,000 kWh 500 kW	<b>Loss Factor 1.0866</b>
--------------------	-----------------------	---------------------------

	2006 BILL			2007 BILL			IMPACT		
	Volume	RATE \$	CHARGE \$	Volume	RATE \$	CHARGE \$	\$	%	% of Total Bill
Monthly Service Charge			\$ 206.76			\$ 208.66	\$ 1.90	0.92%	1.64%
Distribution (kWh)	100,000	\$ -	\$ -	100,000	\$ -	\$ -	\$ -	0.00%	0.00%
Distribution (kW)	500	\$ 3.2729	\$ 1,636.45	500	\$ 3.3030	\$ 1,651.50	\$ 15.05	0.92%	13.01%
Regulatory Assets (kWh)	100,000	\$ -	\$ -	100,000	\$ -	\$ -	\$ -	0.00%	0.00%
Regulatory Assets (kW)	500	\$ 0.9416	\$ 470.80	500	\$ 0.9416	\$ 470.80	\$ -	0.00%	3.71%
<b>Sub-Total</b>			<b>\$ 2,314.01</b>			<b>\$ 2,330.96</b>	<b>\$ 16.95</b>	<b>0.73%</b>	<b>18.36%</b>
Other Charges (kWh)	108660	\$ 0.0132	\$ 1,434.31	108660	\$ 0.0132	\$ 1,434.31	\$ -	0.00%	11.30%
Other Charges (kW)	543	\$ 3.6494	\$ 1,982.72	543	\$ 3.6494	\$ 1,982.72	\$ -	0.00%	15.62%
Cost of Power Commodity (kWh)	750	\$ 0.0580	\$ 43.50	750	\$ 0.0550	\$ 41.25	-\$ 2.25	-5.17%	0.32%
Cost of Power Commodity (kW)	107,910	\$ 0.0670	\$ 7,229.97	107,910	\$ 0.0640	\$ 6,906.24	-\$ 323.73	-4.48%	54.40%
<b>Total Bill before Taxes</b>			<b>\$ 13,004.51</b>			<b>\$ 12,695.48</b>	<b>-\$ 309.03</b>	<b>-2.38%</b>	<b>100%</b>
<b>GST (2006 - 7%, 2007 - 6%)</b>			<b>\$ 823.62</b>			<b>\$ 761.73</b>	<b>-\$ 61.89</b>	<b>-7.51%</b>	
<b>Total Bill after Taxes</b>			<b>\$ 13,828.13</b>			<b>\$ 13,457.21</b>	<b>-\$ 370.92</b>	<b>-2.68%</b>	

**General Service 50 to 4,999 kW**

<b>Consumption</b>	400,000 kWh 1000 kW	<b>Loss Factor 1.0866</b>
--------------------	------------------------	---------------------------

	2006 BILL			2007 BILL			IMPACT		
	Volume	RATE \$	CHARGE \$	Volume	RATE \$	CHARGE \$	\$	%	% of Total Bill

Monthly Service Charge			\$ 206.76			\$ 208.66	\$ 1.90	0.92%	0.50%
Distribution (kWh)	400,000	\$ -	\$ -	400,000	\$ -	\$ -	\$ -	0.00%	0.00%
Distribution (kW)	1,000	\$ 3.2729	\$ 3,272.90	1,000	\$ 3.3030	\$ 3,303.00	\$ 30.10	0.92%	7.87%
Regulatory Assets (kWh)	400,000	\$ -	\$ -	400,000	\$ -	\$ -	\$ -	0.00%	0.00%
Regulatory Assets (kW)	1,000	\$ 0.9416	\$ 941.60	1,000	\$ 0.9416	\$ 941.60	\$ -	0.00%	2.24%
<b>Sub-Total</b>			<b>\$ 4,421.26</b>			<b>\$ 4,453.26</b>	<b>\$ 32.00</b>	<b>0.72%</b>	<b>10.61%</b>
Other Charges (kWh)	434640	\$ 0.0132	\$ 5,737.25	434640	\$ 0.0132	\$ 5,737.25	\$ -	0.00%	13.67%
Other Charges (kW)	1,087	\$ 3.6494	\$ 3,965.44	1,087	\$ 3.6494	\$ 3,965.44	\$ -	0.00%	9.45%
Cost of Power Commodity (kWh)	750	\$ 0.0580	\$ 43.50	750	\$ 0.0550	\$ 41.25	-\$ 2.25	-5.17%	0.10%
Cost of Power Commodity (kW)	433,890	\$ 0.0670	\$ 29,070.63	433,890	\$ 0.0640	\$ 27,768.96	-\$ 1,301.67	-4.48%	66.17%
<b>Total Bill before Taxes</b>			<b>\$ 43,238.08</b>			<b>\$ 41,966.16</b>	<b>-\$ 1,271.92</b>	<b>-2.94%</b>	<b>100%</b>
<b>GST (2006 - 7%, 2007 - 6%)</b>			<b>\$ 2,738.41</b>			<b>\$ 2,517.97</b>	<b>-\$ 220.44</b>	<b>-8.05%</b>	
<b>Total Bill after Taxes</b>			<b>\$ 45,976.49</b>			<b>\$ 44,484.13</b>	<b>-\$ 1,492.36</b>	<b>-3.25%</b>	

### General Service 50 to 4,999 kW

<b>Consumption</b>	1,000,000 kWh 3000 kW	<b>Loss Factor 1.0866</b>
--------------------	--------------------------	---------------------------

	2006 BILL			2007 BILL			IMPACT		
	Volume	RATE \$	CHARGE \$	Volume	RATE \$	CHARGE \$	\$	%	% of Total Bill
Monthly Service Charge			\$ 206.76			\$ 208.66	\$ 1.90	0.92%	0.19%
Distribution (kWh)	1,000,000	\$ -	\$ -	1,000,000	\$ -	\$ -	\$ -	0.00%	0.00%
Distribution (kW)	3,000	\$ 3.2729	\$ 9,818.70	3,000	\$ 3.3030	\$ 9,909.00	\$ 90.30	0.92%	9.11%
Regulatory Assets (kWh)	1,000,000	\$ -	\$ -	1,000,000	\$ -	\$ -	\$ -	0.00%	0.00%
Regulatory Assets (kW)	3,000	\$ 0.9416	\$ 2,824.80	3,000	\$ 0.9416	\$ 2,824.80	\$ -	0.00%	2.60%
<b>Sub-Total</b>			<b>\$ 12,850.26</b>			<b>\$ 12,942.46</b>	<b>\$ 92.20</b>	<b>0.72%</b>	<b>11.90%</b>
Other Charges (kWh)	1086600	\$ 0.0132	\$ 14,343.12	1086600	\$ 0.0132	\$ 14,343.12	\$ -	0.00%	13.19%
Other Charges (kW)	3,260	\$ 3.6494	\$ 11,896.31	3,260	\$ 3.6494	\$ 11,896.31	\$ -	0.00%	10.94%
Cost of Power Commodity (kWh)	750	\$ 0.0580	\$ 43.50	750	\$ 0.0550	\$ 41.25	-\$ 2.25	-5.17%	0.04%
Cost of Power Commodity (kW)	1,085,850	\$ 0.0670	\$ 72,751.95	1,085,850	\$ 0.0640	\$ 69,494.40	-\$ 3,257.55	-4.48%	63.92%
<b>Total Bill before Taxes</b>			<b>\$ 111,885.14</b>			<b>\$ 108,717.54</b>	<b>-\$ 3,167.60</b>	<b>-2.83%</b>	<b>100%</b>
<b>GST (2006 - 7%, 2007 - 6%)</b>			<b>\$ 7,086.06</b>			<b>\$ 6,523.05</b>	<b>-\$ 563.01</b>	<b>-7.95%</b>	
<b>Total Bill after Taxes</b>			<b>\$ 118,971.20</b>			<b>\$ 115,240.60</b>	<b>-\$ 3,730.61</b>	<b>-3.14%</b>	

### General Service 50 to 4,999 kW

<b>Consumption</b>	1,500,000 kWh 4000 kW	<b>Loss Factor 1.0866</b>
--------------------	--------------------------	---------------------------

	2006 BILL			2007 BILL			IMPACT		
	Volume	RATE \$	CHARGE \$	Volume	RATE \$	CHARGE \$	\$	%	% of Total Bill
Monthly Service Charge			\$ 206.76			\$ 208.66	\$ 1.90	0.92%	0.13%
Distribution (kWh)	1,500,000	\$ -	\$ -	1,500,000	\$ -	\$ -	\$ -	0.00%	0.00%
Distribution (kW)	4,000	\$ 3.2729	\$ 13,091.60	4,000	\$ 3.3030	\$ 13,212.00	\$ 120.40	0.92%	8.32%
Regulatory Assets (kWh)	1,500,000	\$ -	\$ -	1,500,000	\$ -	\$ -	\$ -	0.00%	0.00%
Regulatory Assets (kW)	4,000	\$ 0.9416	\$ 3,766.40	4,000	\$ 0.9416	\$ 3,766.40	\$ -	0.00%	2.37%
<b>Sub-Total</b>			<b>\$ 17,064.76</b>			<b>\$ 17,187.06</b>	<b>\$ 122.30</b>	<b>0.72%</b>	<b>10.82%</b>
Other Charges (kWh)	1629900	\$ 0.0132	\$ 21,514.68	1629900	\$ 0.0132	\$ 21,514.68	\$ -	0.00%	13.54%
Other Charges (kW)	4,346	\$ 3.6494	\$ 15,861.75	4,346	\$ 3.6494	\$ 15,861.75	\$ -	0.00%	9.98%
Cost of Power Commodity (kWh)	750	\$ 0.0580	\$ 43.50	750	\$ 0.0550	\$ 41.25	-\$ 2.25	-5.17%	0.03%
Cost of Power Commodity (kW)	1,629,150	\$ 0.0670	\$ 109,153.05	1,629,150	\$ 0.0640	\$ 104,265.60	-\$ 4,887.45	-4.48%	65.63%
<b>Total Bill before Taxes</b>			<b>\$ 163,637.74</b>			<b>\$ 158,870.34</b>	<b>-\$ 4,767.40</b>	<b>-2.91%</b>	<b>100%</b>
<b>GST (2006 - 7%, 2007 - 6%)</b>			<b>\$ 10,363.72</b>			<b>\$ 9,532.22</b>	<b>-\$ 831.50</b>	<b>-8.02%</b>	
<b>Total Bill after Taxes</b>			<b>\$ 174,001.47</b>			<b>\$ 168,402.56</b>	<b>-\$ 5,598.90</b>	<b>-3.22%</b>	

### Unmetered Scattered Load

<b>Consumption</b>	15,000 kWh 60 kW	<b>Loss Factor 1.0866</b>
--------------------	---------------------	---------------------------

	2006 BILL			2007 BILL			IMPACT		
	Volume	RATE \$	CHARGE \$	Volume	RATE \$	CHARGE \$	\$	%	% of Total Bill
Monthly Service Charge			\$ 7.28			\$ 7.35	\$ 0.07	0.96%	0.58%
Distribution (kWh)	15,000	\$ -	\$ -	15,000	\$ -	\$ -	\$ -	0.00%	0.00%
Distribution (kW)	60	\$ 0.0175	\$ 1.05	60	\$ 0.0177	\$ 1.06	\$ 0.01	1.14%	0.08%
Regulatory Assets (kWh)	15,000	\$ -	\$ -	15,000	\$ -	\$ -	\$ -	0.00%	0.00%
Regulatory Assets (kW)	60	\$ 0.0079	\$ 0.47	60	\$ 0.0079	\$ 0.47	\$ -	0.00%	0.04%
<b>Sub-Total</b>			<b>\$ 8.80</b>			<b>\$ 8.89</b>	<b>\$ 0.08</b>	<b>0.93%</b>	<b>0.70%</b>
Other Charges (kWh)	16299	\$ 0.0132	\$ 215.15	16299	\$ 0.0132	\$ 215.15	\$ -	0.00%	17.06%
Other Charges (kW)	65	\$ 0.0090	\$ 0.59	65	\$ 0.0090	\$ 0.59	\$ -	0.00%	0.05%
Cost of Power Commodity (kWh)	750	\$ 0.0580	\$ 43.50	750	\$ 0.0550	\$ 41.25	-\$ 2.25	-5.17%	3.27%
Cost of Power Commodity (kW)	15,549	\$ 0.0670	\$ 1,041.78	15,549	\$ 0.0640	\$ 995.14	-\$ 46.65	-4.48%	78.92%
<b>Total Bill before Taxes</b>			<b>\$ 1,309.82</b>			<b>\$ 1,261.01</b>	<b>-\$ 48.82</b>	<b>-3.73%</b>	<b>100%</b>
<b>GST (2006 - 7%, 2007 - 6%)</b>			<b>\$ 82.96</b>			<b>\$ 75.66</b>	<b>-\$ 7.29</b>	<b>-8.79%</b>	
<b>Total Bill after Taxes</b>			<b>\$ 1,392.78</b>			<b>\$ 1,336.67</b>	<b>-\$ 56.11</b>	<b>-4.03%</b>	

### Unmetered Scattered Load

<b>Consumption</b>	40,000 kWh 100 kW	<b>Loss Factor 1.0866</b>
--------------------	----------------------	---------------------------

	2006 BILL			2007 BILL			IMPACT		
	Volume	RATE \$	CHARGE \$	Volume	RATE \$	CHARGE \$	\$	%	% of Total Bill
Monthly Service Charge			\$ 7.28			\$ 7.35	\$ 0.07	0.96%	0.22%
Distribution (kWh)	40,000	\$ -	\$ -	40,000	\$ -	\$ -	\$ -	0.00%	0.00%
Distribution (kW)	100	\$ 0.0175	\$ 1.75	100	\$ 0.0177	\$ 1.77	\$ 0.02	1.14%	0.05%
Regulatory Assets (kWh)	40,000	\$ -	\$ -	40,000	\$ -	\$ -	\$ -	0.00%	0.00%
Regulatory Assets (kW)	100	\$ 0.0079	\$ 0.79	100	\$ 0.0079	\$ 0.79	\$ -	0.00%	0.02%
<b>Sub-Total</b>			<b>\$ 9.82</b>			<b>\$ 9.91</b>	<b>\$ 0.09</b>	<b>0.92%</b>	<b>0.29%</b>
Other Charges (kWh)	43464	\$ 0.0132	\$ 573.72	43464	\$ 0.0132	\$ 573.72	\$ -	0.00%	17.08%
Other Charges (kW)	109	\$ 0.0090	\$ 0.98	109	\$ 0.0090	\$ 0.98	\$ -	0.00%	0.03%
Cost of Power Commodity (kWh)	750	\$ 0.0580	\$ 43.50	750	\$ 0.0550	\$ 41.25	-\$ 2.25	-5.17%	1.23%
Cost of Power Commodity (kW)	42,714	\$ 0.0670	\$ 2,861.84	42,714	\$ 0.0640	\$ 2,733.70	-\$ 128.14	-4.48%	81.37%
<b>Total Bill before Taxes</b>			<b>\$ 3,489.86</b>			<b>\$ 3,359.56</b>	<b>-\$ 130.30</b>	<b>-3.73%</b>	<b>100%</b>
<b>GST (2006 - 7%, 2007 - 6%)</b>			<b>\$ 221.02</b>			<b>\$ 201.57</b>	<b>-\$ 19.45</b>	<b>-8.80%</b>	
<b>Total Bill after Taxes</b>			<b>\$ 3,710.89</b>			<b>\$ 3,561.13</b>	<b>-\$ 149.75</b>	<b>-4.04%</b>	

### Unmetered Scattered Load

<b>Consumption</b>	100,000 kWh 500 kW	<b>Loss Factor 1.0866</b>
--------------------	-----------------------	---------------------------

	2006 BILL			2007 BILL			IMPACT		
	Volume	RATE \$	CHARGE \$	Volume	RATE \$	CHARGE \$	\$	%	% of Total Bill
Monthly Service Charge			\$ 7.28			\$ 7.35	\$ 0.07	0.96%	0.09%
Distribution (kWh)	100,000	\$ -	\$ -	100,000	\$ -	\$ -	\$ -	0.00%	0.00%
Distribution (kW)	500	\$ 0.0175	\$ 8.75	500	\$ 0.0177	\$ 8.85	\$ 0.10	1.14%	0.11%
Regulatory Assets (kWh)	100,000	\$ -	\$ -	100,000	\$ -	\$ -	\$ -	0.00%	0.00%
Regulatory Assets (kW)	500	\$ 0.0079	\$ 3.95	500	\$ 0.0079	\$ 3.95	\$ -	0.00%	0.05%
<b>Sub-Total</b>			<b>\$ 19.98</b>			<b>\$ 20.15</b>	<b>\$ 0.17</b>	<b>0.85%</b>	<b>0.24%</b>
Other Charges (kWh)	108660	\$ 0.0132	\$ 1,434.31	108660	\$ 0.0132	\$ 1,434.31	\$ -	0.00%	17.06%
Other Charges (kW)	543	\$ 0.0090	\$ 4.89	543	\$ 0.0090	\$ 4.89	\$ -	0.00%	0.06%

Cost of Power Commodity (kWh)	750	\$ 0.0580	\$ 43.50	750	\$ 0.0550	\$ 41.25	-\$ 2.25	-5.17%	0.49%
Cost of Power Commodity (kWh)	107,910	\$ 0.0670	\$ 7,229.97	107,910	\$ 0.0640	\$ 6,906.24	-\$ 323.73	-4.48%	82.15%
<b>Total Bill before Taxes</b>			<b>\$ 8,732.65</b>			<b>\$ 8,406.84</b>	<b>-\$ 325.81</b>	<b>-3.73%</b>	<b>100%</b>
<b>GST (2006 - 7%, 2007 - 6%)</b>			<b>\$ 553.07</b>			<b>\$ 504.41</b>	<b>-\$ 48.66</b>	<b>-8.80%</b>	
<b>Total Bill after Taxes</b>			<b>\$ 9,285.72</b>			<b>\$ 8,911.25</b>	<b>-\$ 374.47</b>	<b>-4.03%</b>	

### Unmetered Scattered Load

<b>Consumption</b>	400,000 kWh 1000 kW	<b>Loss Factor 1.0866</b>
--------------------	------------------------	---------------------------

	2006 BILL			2007 BILL			IMPACT		
	Volume	RATE \$	CHARGE \$	Volume	RATE \$	CHARGE \$	\$	%	% of Total Bill
Monthly Service Charge			\$ 7.28			\$ 7.35	\$ 0.07	0.96%	0.02%
Distribution (kWh)	400,000	\$ -	\$ -	400,000	\$ -	\$ -	\$ -	0.00%	0.00%
Distribution (kW)	1,000	\$ 0.0175	\$ 17.50	1,000	\$ 0.0177	\$ 17.70	\$ 0.20	1.14%	0.05%
Regulatory Assets (kWh)	400,000	\$ -	\$ -	400,000	\$ -	\$ -	\$ -	0.00%	0.00%
Regulatory Assets (kW)	1,000	\$ 0.0079	\$ 7.90	1,000	\$ 0.0079	\$ 7.90	\$ -	0.00%	0.02%
<b>Sub-Total</b>			<b>\$ 32.68</b>			<b>\$ 32.95</b>	<b>\$ 0.27</b>	<b>0.83%</b>	<b>0.10%</b>
Other Charges (kWh)	434640	\$ 0.0132	\$ 5,737.25	434640	\$ 0.0132	\$ 5,737.25	\$ -	0.00%	17.08%
Other Charges (kW)	1,087	\$ 0.0090	\$ 9.78	1,087	\$ 0.0090	\$ 9.78	\$ -	0.00%	0.03%
Cost of Power Commodity (kWh)	750	\$ 0.0580	\$ 43.50	750	\$ 0.0550	\$ 41.25	-\$ 2.25	-5.17%	0.12%
Cost of Power Commodity (kWh)	433,890	\$ 0.0670	\$ 29,070.63	433,890	\$ 0.0640	\$ 27,768.96	-\$ 1,301.67	-4.48%	82.67%
<b>Total Bill before Taxes</b>			<b>\$ 34,893.84</b>			<b>\$ 33,590.19</b>	<b>-\$ 1,303.65</b>	<b>-3.74%</b>	<b>100%</b>
<b>GST (2006 - 7%, 2007 - 6%)</b>			<b>\$ 2,209.94</b>			<b>\$ 2,015.41</b>	<b>-\$ 194.53</b>	<b>-8.80%</b>	
<b>Total Bill after Taxes</b>			<b>\$ 37,103.78</b>			<b>\$ 35,605.60</b>	<b>-\$ 1,498.18</b>	<b>-4.04%</b>	

### Unmetered Scattered Load

<b>Consumption</b>	1,000,000 kWh 3000 kW	<b>Loss Factor 1.0866</b>
--------------------	--------------------------	---------------------------

	2006 BILL			2007 BILL			IMPACT		
	Volume	RATE \$	CHARGE \$	Volume	RATE \$	CHARGE \$	\$	%	% of Total Bill
Monthly Service Charge			\$ 7.28			\$ 7.35	\$ 0.07	0.96%	0.01%
Distribution (kWh)	1,000,000	\$ -	\$ -	1,000,000	\$ -	\$ -	\$ -	0.00%	0.00%
Distribution (kW)	3,000	\$ 0.0175	\$ 52.50	3,000	\$ 0.0177	\$ 53.10	\$ 0.60	1.14%	0.06%
Regulatory Assets (kWh)	1,000,000	\$ -	\$ -	1,000,000	\$ -	\$ -	\$ -	0.00%	0.00%
Regulatory Assets (kW)	3,000	\$ 0.0079	\$ 23.70	3,000	\$ 0.0079	\$ 23.70	\$ -	0.00%	0.03%
<b>Sub-Total</b>			<b>\$ 83.48</b>			<b>\$ 84.15</b>	<b>\$ 0.67</b>	<b>0.80%</b>	<b>0.10%</b>
Other Charges (kWh)	1086600	\$ 0.0132	\$ 14,343.12	1086600	\$ 0.0132	\$ 14,343.12	\$ -	0.00%	17.08%
Other Charges (kW)	3,260	\$ 0.0090	\$ 29.34	3,260	\$ 0.0090	\$ 29.34	\$ -	0.00%	0.03%
Cost of Power Commodity (kWh)	750	\$ 0.0580	\$ 43.50	750	\$ 0.0550	\$ 41.25	-\$ 2.25	-5.17%	0.05%
Cost of Power Commodity (kWh)	1,085,850	\$ 0.0670	\$ 72,751.95	1,085,850	\$ 0.0640	\$ 69,494.40	-\$ 3,257.55	-4.48%	82.74%
<b>Total Bill before Taxes</b>			<b>\$ 87,251.39</b>			<b>\$ 83,992.26</b>	<b>-\$ 3,259.13</b>	<b>-3.74%</b>	<b>100%</b>
<b>GST (2006 - 7%, 2007 - 6%)</b>			<b>\$ 5,525.92</b>			<b>\$ 5,039.54</b>	<b>-\$ 486.39</b>	<b>-8.80%</b>	
<b>Total Bill after Taxes</b>			<b>\$ 92,777.31</b>			<b>\$ 89,031.79</b>	<b>-\$ 3,745.52</b>	<b>-4.04%</b>	

### Unmetered Scattered Load

<b>Consumption</b>	1,500,000 kWh 4000 kW	<b>Loss Factor 1.0866</b>
--------------------	--------------------------	---------------------------

	2006 BILL			2007 BILL			IMPACT		
	Volume	RATE \$	CHARGE \$	Volume	RATE \$	CHARGE \$	\$	%	% of Total Bill



Monthly Service Charge			\$ 7.28			\$ 7.35	\$ 0.07	0.96%	0.01%
Distribution (kWh)	1,500,000	\$ -	\$ -	1,500,000	\$ -	\$ -	\$ -	0.00%	0.00%
Distribution (kW)	4,000	\$ 0.0175	\$ 70.00	4,000	\$ 0.0177	\$ 70.80	\$ 0.80	1.14%	0.06%
Regulatory Assets (kWh)	1,500,000	\$ -	\$ -	1,500,000	\$ -	\$ -	\$ -	0.00%	0.00%
Regulatory Assets (kW)	4,000	\$ 0.0079	\$ 31.60	4,000	\$ 0.0079	\$ 31.60	\$ -	0.00%	0.03%
<b>Sub-Total</b>			<b>\$ 108.88</b>			<b>\$ 109.75</b>	<b>\$ 0.87</b>	<b>0.80%</b>	<b>0.09%</b>
Other Charges (kWh)	1629900	\$ 0.0132	\$ 21,514.68	1629900	\$ 0.0132	\$ 21,514.68	\$ -	0.00%	17.08%
Other Charges (kW)	4,346	\$ 0.0090	\$ 39.12	4,346	\$ 0.0090	\$ 39.12	\$ -	0.00%	0.03%
Cost of Power Commodity (kWh)	750	\$ 0.0580	\$ 43.50	750	\$ 0.0550	\$ 41.25	-\$ 2.25	-5.17%	0.03%
Cost of Power Commodity (kW)	1,629,150	\$ 0.0670	\$ 109,153.05	1,629,150	\$ 0.0640	\$ 104,265.60	-\$ 4,887.45	-4.48%	82.77%
<b>Total Bill before Taxes</b>			<b>\$ 130,859.23</b>			<b>\$ 125,970.40</b>	<b>-\$ 4,888.83</b>	<b>-3.74%</b>	<b>100%</b>
<b>GST (2006 - 7%, 2007 - 6%)</b>			<b>\$ 8,287.75</b>			<b>\$ 7,558.22</b>	<b>-\$ 729.53</b>	<b>-8.80%</b>	
<b>Total Bill after Taxes</b>			<b>\$ 139,146.98</b>			<b>\$ 133,528.62</b>	<b>-\$ 5,618.36</b>	<b>-4.04%</b>	

### Sentinel Lighting

<b>Consumption</b>	15,000 kWh 60 kW	<b>Loss Factor 1.0866</b>
--------------------	---------------------	---------------------------

	2006 BILL			2007 BILL			IMPACT		
	Volume	RATE \$	CHARGE \$	Volume	RATE \$	CHARGE \$	\$	%	% of Total Bill
Monthly Service Charge			\$ 0.71			\$ 0.72	\$ 0.01	1.41%	0.03%
Distribution (kWh)	15,000	\$ -	\$ -	15,000	\$ -	\$ -	\$ -	0.00%	0.00%
Distribution (kW)	60	\$ 3.2621	\$ 195.73	60	\$ 3.2921	\$ 197.53	\$ 1.80	0.92%	9.50%
Regulatory Assets (kWh)	15,000	\$ -	\$ -	15,000	\$ -	\$ -	\$ -	0.00%	0.00%
Regulatory Assets (kW)	60	\$ 7.4173	\$ 445.04	60	\$ 7.4173	\$ 445.04	\$ -	0.00%	21.41%
<b>Sub-Total</b>			<b>\$ 641.47</b>			<b>\$ 643.28</b>	<b>\$ 1.81</b>	<b>0.28%</b>	<b>30.95%</b>
Other Charges (kWh)	16299	\$ 0.0132	\$ 215.15	16299	\$ 0.0132	\$ 215.15	\$ -	0.00%	10.35%
Other Charges (kW)	65	\$ 2.8185	\$ 183.75	65	\$ 2.8185	\$ 183.75	\$ -	0.00%	8.84%
Cost of Power Commodity (kWh)	750	\$ 0.0580	\$ 43.50	750	\$ 0.0550	\$ 41.25	-\$ 2.25	-5.17%	1.98%
Cost of Power Commodity (kW)	15,549	\$ 0.0670	\$ 1,041.78	15,549	\$ 0.0640	\$ 995.14	-\$ 46.65	-4.48%	47.88%
<b>Total Bill before Taxes</b>			<b>\$ 2,125.66</b>			<b>\$ 2,078.57</b>	<b>-\$ 47.09</b>	<b>-2.22%</b>	<b>100%</b>
<b>GST (2006 - 7%, 2007 - 6%)</b>			<b>\$ 134.63</b>			<b>\$ 124.71</b>	<b>-\$ 9.91</b>	<b>-7.36%</b>	
<b>Total Bill after Taxes</b>			<b>\$ 2,260.28</b>			<b>\$ 2,203.29</b>	<b>-\$ 57.00</b>	<b>-2.52%</b>	

### Sentinel Lighting

<b>Consumption</b>	40,000 kWh 100 kW	<b>Loss Factor 1.0866</b>
--------------------	----------------------	---------------------------

	2006 BILL			2007 BILL			IMPACT		
	Volume	RATE \$	CHARGE \$	Volume	RATE \$	CHARGE \$	\$	%	% of Total Bill
Monthly Service Charge			\$ 0.71			\$ 0.72	\$ 0.01	1.41%	0.02%
Distribution (kWh)	40,000	\$ -	\$ -	40,000	\$ -	\$ -	\$ -	0.00%	0.00%
Distribution (kW)	100	\$ 3.2621	\$ 326.21	100	\$ 3.2921	\$ 329.21	\$ 3.00	0.92%	6.97%
Regulatory Assets (kWh)	40,000	\$ -	\$ -	40,000	\$ -	\$ -	\$ -	0.00%	0.00%
Regulatory Assets (kW)	100	\$ 7.4173	\$ 741.73	100	\$ 7.4173	\$ 741.73	\$ -	0.00%	15.69%
<b>Sub-Total</b>			<b>\$ 1,068.65</b>			<b>\$ 1,071.66</b>	<b>\$ 3.01</b>	<b>0.28%</b>	<b>22.67%</b>
Other Charges (kWh)	43464	\$ 0.0132	\$ 573.72	43464	\$ 0.0132	\$ 573.72	\$ -	0.00%	12.14%
Other Charges (kW)	109	\$ 2.8185	\$ 306.26	109	\$ 2.8185	\$ 306.26	\$ -	0.00%	6.48%
Cost of Power Commodity (kWh)	750	\$ 0.0580	\$ 43.50	750	\$ 0.0550	\$ 41.25	-\$ 2.25	-5.17%	0.87%
Cost of Power Commodity (kW)	42,714	\$ 0.0670	\$ 2,861.84	42,714	\$ 0.0640	\$ 2,733.70	-\$ 128.14	-4.48%	57.84%
<b>Total Bill before Taxes</b>			<b>\$ 4,853.97</b>			<b>\$ 4,726.59</b>	<b>-\$ 127.38</b>	<b>-2.62%</b>	<b>100%</b>
<b>GST (2006 - 7%, 2007 - 6%)</b>			<b>\$ 307.42</b>			<b>\$ 283.60</b>	<b>-\$ 23.82</b>	<b>-7.75%</b>	
<b>Total Bill after Taxes</b>			<b>\$ 5,161.39</b>			<b>\$ 5,010.18</b>	<b>-\$ 151.20</b>	<b>-2.93%</b>	

**Sentinel Lighting**

**Consumption**      100,000 kWh  
500 kW      **Loss Factor 1.0866**

	2006 BILL			2007 BILL			IMPACT		
	Volume	RATE \$	CHARGE \$	Volume	RATE \$	CHARGE \$	\$	%	% of Total Bill
Monthly Service Charge			\$ 0.71			\$ 0.72	\$ 0.01	1.41%	0.00%
Distribution (kWh)	100,000	\$ -	\$ -	100,000	\$ -	\$ -	\$ -	0.00%	0.00%
Distribution (kW)	500	\$ 3.2621	\$ 1,631.05	500	\$ 3.2921	\$ 1,646.05	\$ 15.00	0.92%	10.78%
Regulatory Assets (kWh)	100,000	\$ -	\$ -	100,000	\$ -	\$ -	\$ -	0.00%	0.00%
Regulatory Assets (kW)	500	\$ 7.4173	\$ 3,708.65	500	\$ 7.4173	\$ 3,708.65	\$ -	0.00%	24.29%
<b>Sub-Total</b>			<b>\$ 5,340.41</b>			<b>\$ 5,355.42</b>	<b>\$ 15.01</b>	<b>0.28%</b>	<b>35.07%</b>
Other Charges (kWh)	108660	\$ 0.0132	\$ 1,434.31	108660	\$ 0.0132	\$ 1,434.31	\$ -	0.00%	9.39%
Other Charges (kW)	543	\$ 2.8185	\$ 1,531.29	543	\$ 2.8185	\$ 1,531.29	\$ -	0.00%	10.03%
Cost of Power Commodity (kWh)	750	\$ 0.0580	\$ 43.50	750	\$ 0.0550	\$ 41.25	-\$ 2.25	-5.17%	0.27%
Cost of Power Commodity (kW)	107,910	\$ 0.0670	\$ 7,229.97	107,910	\$ 0.0640	\$ 6,906.24	-\$ 323.73	-4.48%	45.23%
<b>Total Bill before Taxes</b>			<b>\$ 15,579.48</b>			<b>\$ 15,268.51</b>	<b>-\$ 310.97</b>	<b>-2.00%</b>	<b>100%</b>
<b>GST (2006 - 7%, 2007 - 6%)</b>			<b>\$ 986.70</b>			<b>\$ 916.11</b>	<b>-\$ 70.59</b>	<b>-7.15%</b>	
<b>Total Bill after Taxes</b>			<b>\$ 16,566.18</b>			<b>\$ 16,184.62</b>	<b>-\$ 381.56</b>	<b>-2.30%</b>	

**Sentinel Lighting**

**Consumption**      400,000 kWh  
1000 kW      **Loss Factor 1.0866**

	2006 BILL			2007 BILL			IMPACT		
	Volume	RATE \$	CHARGE \$	Volume	RATE \$	CHARGE \$	\$	%	% of Total Bill
Monthly Service Charge			\$ 0.71			\$ 0.72	\$ 0.01	1.41%	0.00%
Distribution (kWh)	400,000	\$ -	\$ -	400,000	\$ -	\$ -	\$ -	0.00%	0.00%
Distribution (kW)	1,000	\$ 3.2621	\$ 3,262.10	1,000	\$ 3.2921	\$ 3,292.10	\$ 30.00	0.92%	6.96%
Regulatory Assets (kWh)	400,000	\$ -	\$ -	400,000	\$ -	\$ -	\$ -	0.00%	0.00%
Regulatory Assets (kW)	1,000	\$ 7.4173	\$ 7,417.30	1,000	\$ 7.4173	\$ 7,417.30	\$ -	0.00%	15.67%
<b>Sub-Total</b>			<b>\$ 10,680.11</b>			<b>\$ 10,710.12</b>	<b>\$ 30.01</b>	<b>0.28%</b>	<b>22.63%</b>
Other Charges (kWh)	434640	\$ 0.0132	\$ 5,737.25	434640	\$ 0.0132	\$ 5,737.25	\$ -	0.00%	12.12%
Other Charges (kW)	1,087	\$ 2.8185	\$ 3,062.58	1,087	\$ 2.8185	\$ 3,062.58	\$ -	0.00%	6.47%
Cost of Power Commodity (kWh)	750	\$ 0.0580	\$ 43.50	750	\$ 0.0550	\$ 41.25	-\$ 2.25	-5.17%	0.09%
Cost of Power Commodity (kW)	433,890	\$ 0.0670	\$ 29,070.63	433,890	\$ 0.0640	\$ 27,768.96	-\$ 1,301.67	-4.48%	58.68%
<b>Total Bill before Taxes</b>			<b>\$ 48,594.07</b>			<b>\$ 47,320.16</b>	<b>-\$ 1,273.91</b>	<b>-2.62%</b>	<b>100%</b>
<b>GST (2006 - 7%, 2007 - 6%)</b>			<b>\$ 3,077.62</b>			<b>\$ 2,839.21</b>	<b>-\$ 238.41</b>	<b>-7.75%</b>	
<b>Total Bill after Taxes</b>			<b>\$ 51,671.69</b>			<b>\$ 50,159.37</b>	<b>-\$ 1,512.32</b>	<b>-2.93%</b>	

**Sentinel Lighting**

**Consumption**      1,000,000 kWh  
3000 kW      **Loss Factor 1.0866**

	2006 BILL			2007 BILL			IMPACT		
	Volume	RATE \$	CHARGE \$	Volume	RATE \$	CHARGE \$	\$	%	% of Total Bill
Monthly Service Charge			\$ 0.71			\$ 0.72	\$ 0.01	1.41%	0.00%
Distribution (kWh)	1,000,000	\$ -	\$ -	1,000,000	\$ -	\$ -	\$ -	0.00%	0.00%
Distribution (kW)	3,000	\$ 3.2621	\$ 9,786.30	3,000	\$ 3.2921	\$ 9,876.30	\$ 90.00	0.92%	7.89%
Regulatory Assets (kWh)	1,000,000	\$ -	\$ -	1,000,000	\$ -	\$ -	\$ -	0.00%	0.00%
Regulatory Assets (kW)	3,000	\$ 7.4173	\$ 22,251.90	3,000	\$ 7.4173	\$ 22,251.90	\$ -	0.00%	17.77%
<b>Sub-Total</b>			<b>\$ 32,038.91</b>			<b>\$ 32,128.92</b>	<b>\$ 90.01</b>	<b>0.28%</b>	<b>25.66%</b>
Other Charges (kWh)	1086600	\$ 0.0132	\$ 14,343.12	1086600	\$ 0.0132	\$ 14,343.12	\$ -	0.00%	11.46%
Other Charges (kW)	3,260	\$ 2.8185	\$ 9,187.75	3,260	\$ 2.8185	\$ 9,187.75	\$ -	0.00%	7.34%

Cost of Power Commodity (kWh)	750	\$ 0.0580	\$ 43.50	750	\$ 0.0550	\$ 41.25	-\$ 2.25	-5.17%	0.03%
Cost of Power Commodity (kWh)	1,085,850	\$ 0.0670	\$ 72,751.95	1,085,850	\$ 0.0640	\$ 69,494.40	-\$ 3,257.55	-4.48%	55.51%
<b>Total Bill before Taxes</b>			<b>\$ 128,365.23</b>			<b>\$ 125,195.44</b>	<b>-\$ 3,169.79</b>	<b>-2.47%</b>	<b>100%</b>
<b>GST (2006 - 7%, 2007 - 6%)</b>			<b>\$ 8,129.80</b>			<b>\$ 7,511.73</b>	<b>-\$ 618.07</b>	<b>-7.60%</b>	
<b>Total Bill after Taxes</b>			<b>\$ 136,495.02</b>			<b>\$ 132,707.16</b>	<b>-\$ 3,787.86</b>	<b>-2.78%</b>	

### Sentinel Lighting

<b>Consumption</b>	1,500,000 kWh 4000 kW	<b>Loss Factor 1.0866</b>
--------------------	--------------------------	---------------------------

	2006 BILL			2007 BILL			IMPACT		
	Volume	RATE \$	CHARGE \$	Volume	RATE \$	CHARGE \$	\$	%	% of Total Bill
Monthly Service Charge			\$ 0.71			\$ 0.72	\$ 0.01	1.41%	0.00%
Distribution (kWh)	1,500,000	\$ -	\$ -	1,500,000	\$ -	\$ -	\$ -	0.00%	0.00%
Distribution (kW)	4,000	\$ 3.2621	\$ 13,048.40	4,000	\$ 3.2921	\$ 13,168.40	\$ 120.00	0.92%	7.28%
Regulatory Assets (kWh)	1,500,000	\$ -	\$ -	1,500,000	\$ -	\$ -	\$ -	0.00%	0.00%
Regulatory Assets (kW)	4,000	\$ 7.4173	\$ 29,669.20	4,000	\$ 7.4173	\$ 29,669.20	\$ -	0.00%	16.40%
<b>Sub-Total</b>			<b>\$ 42,718.31</b>			<b>\$ 42,838.32</b>	<b>\$ 120.01</b>	<b>0.28%</b>	<b>23.68%</b>
Other Charges (kWh)	1629900	\$ 0.0132	\$ 21,514.68	1629900	\$ 0.0132	\$ 21,514.68	\$ -	0.00%	11.89%
Other Charges (kW)	4,346	\$ 2.8185	\$ 12,250.33	4,346	\$ 2.8185	\$ 12,250.33	\$ -	0.00%	6.77%
Cost of Power Commodity (kWh)	750	\$ 0.0580	\$ 43.50	750	\$ 0.0550	\$ 41.25	-\$ 2.25	-5.17%	0.02%
Cost of Power Commodity (kWh)	1,629,150	\$ 0.0670	\$ 109,153.05	1,629,150	\$ 0.0640	\$ 104,265.60	-\$ 4,887.45	-4.48%	57.63%
<b>Total Bill before Taxes</b>			<b>\$ 185,679.87</b>			<b>\$ 180,910.18</b>	<b>-\$ 4,769.69</b>	<b>-2.57%</b>	<b>100%</b>
<b>GST (2006 - 7%, 2007 - 6%)</b>			<b>\$ 11,759.72</b>			<b>\$ 10,854.61</b>	<b>-\$ 905.11</b>	<b>-7.70%</b>	
<b>Total Bill after Taxes</b>			<b>\$ 197,439.59</b>			<b>\$ 191,764.79</b>	<b>-\$ 5,674.80</b>	<b>-2.87%</b>	

### Street Lighting

<b>Consumption</b>	100,000 kWh 500 kW	<b>Loss Factor 1.0866</b>
--------------------	-----------------------	---------------------------

	2006 BILL			2007 BILL			IMPACT		
	Volume	RATE \$	CHARGE \$	Volume	RATE \$	CHARGE \$	\$	%	% of Total Bill
Monthly Service Charge			\$ 0.68			\$ 0.69	\$ 0.01	1.47%	0.01%
Distribution (kWh)	100,000	\$ -	\$ -	100,000	\$ -	\$ -	\$ -	0.00%	0.00%
Distribution (kW)	500	\$ 3.7369	\$ 1,868.45	500	\$ 3.7713	\$ 1,885.65	\$ 17.20	0.92%	15.31%
Regulatory Assets (kWh)	100,000	\$ -	\$ -	100,000	\$ -	\$ -	\$ -	0.00%	0.00%
Regulatory Assets (kW)	500	\$ 1.0734	\$ 536.70	500	\$ 1.0734	\$ 536.70	\$ -	0.00%	4.36%
<b>Sub-Total</b>			<b>\$ 2,405.83</b>			<b>\$ 2,423.04</b>	<b>\$ 17.21</b>	<b>0.72%</b>	<b>19.67%</b>
Other Charges (kWh)	108660	\$ 0.0132	\$ 1,434.31	108660	\$ 0.0132	\$ 1,434.31	\$ -	0.00%	11.64%
Other Charges (kW)	543	\$ 2.7839	\$ 1,512.49	543	\$ 2.7839	\$ 1,512.49	\$ -	0.00%	12.28%
Cost of Power Commodity (kWh)	750	\$ 0.0580	\$ 43.50	750	\$ 0.0550	\$ 41.25	-\$ 2.25	-5.17%	0.33%
Cost of Power Commodity (kWh)	107,910	\$ 0.0670	\$ 7,229.97	107,910	\$ 0.0640	\$ 6,906.24	-\$ 323.73	-4.48%	56.07%
<b>Total Bill before Taxes</b>			<b>\$ 12,626.10</b>			<b>\$ 12,317.33</b>	<b>-\$ 308.77</b>	<b>-2.45%</b>	<b>100%</b>
<b>GST (2006 - 7%, 2007 - 6%)</b>			<b>\$ 799.65</b>			<b>\$ 739.04</b>	<b>-\$ 60.61</b>	<b>-7.58%</b>	
<b>Total Bill after Taxes</b>			<b>\$ 13,425.76</b>			<b>\$ 13,056.37</b>	<b>-\$ 369.38</b>	<b>-2.75%</b>	

### Street Lighting

<b>Consumption</b>	400,000 kWh 1000 kW	<b>Loss Factor 1.0866</b>
--------------------	------------------------	---------------------------

	2006 BILL			2007 BILL			IMPACT		
	Volume	RATE \$	CHARGE \$	Volume	RATE \$	CHARGE \$	\$	%	% of Total Bill

Monthly Service Charge			\$ 0.68			\$ 0.69	\$ 0.01	1.47%	0.00%
Distribution (kWh)	400,000	\$ -	\$ -	400,000	\$ -	\$ -	\$ -	0.00%	0.00%
Distribution (kW)	1,000	\$ 3.7369	\$ 3,736.90	1,000	\$ 3.7713	\$ 3,771.30	\$ 34.40	0.92%	9.11%
Regulatory Assets (kWh)	400,000	\$ -	\$ -	400,000	\$ -	\$ -	\$ -	0.00%	0.00%
Regulatory Assets (kW)	1,000	\$ 1.0734	\$ 1,073.40	1,000	\$ 1.0734	\$ 1,073.40	\$ -	0.00%	2.59%
<b>Sub-Total</b>			<b>\$ 4,810.98</b>			<b>\$ 4,845.39</b>	<b>\$ 34.41</b>	<b>0.72%</b>	<b>11.70%</b>
Other Charges (kWh)	434640	\$ 0.0132	\$ 5,737.25	434640	\$ 0.0132	\$ 5,737.25	\$ -	0.00%	13.85%
Other Charges (kW)	1,087	\$ 2.7839	\$ 3,024.99	1,087	\$ 2.7839	\$ 3,024.99	\$ -	0.00%	7.30%
Cost of Power Commodity (kWh)	750	\$ 0.0580	\$ 43.50	750	\$ 0.0550	\$ 41.25	-\$ 2.25	-5.17%	0.10%
Cost of Power Commodity (kW)	433,890	\$ 0.0670	\$ 29,070.63	433,890	\$ 0.0640	\$ 27,768.96	-\$ 1,301.67	-4.48%	67.05%
<b>Total Bill before Taxes</b>			<b>\$ 42,687.34</b>			<b>\$ 41,417.83</b>	<b>-\$ 1,269.51</b>	<b>-2.97%</b>	<b>100%</b>
<b>GST (2006 - 7%, 2007 - 6%)</b>			<b>\$ 2,703.53</b>			<b>\$ 2,485.07</b>	<b>-\$ 218.46</b>	<b>-8.08%</b>	
<b>Total Bill after Taxes</b>			<b>\$ 45,390.88</b>			<b>\$ 43,902.90</b>	<b>-\$ 1,487.97</b>	<b>-3.28%</b>	

### Street Lighting

<b>Consumption</b>	1,000,000 kWh 3000 kW	<b>Loss Factor 1.0866</b>
--------------------	--------------------------	---------------------------

	2006 BILL			2007 BILL			IMPACT		
	Volume	RATE \$	CHARGE \$	Volume	RATE \$	CHARGE \$	\$	%	% of Total Bill
Monthly Service Charge			\$ 0.68			\$ 0.69	\$ 0.01	1.47%	0.00%
Distribution (kWh)	1,000,000	\$ -	\$ -	1,000,000	\$ -	\$ -	\$ -	0.00%	0.00%
Distribution (kW)	3,000	\$ 3.7369	\$ 11,210.70	3,000	\$ 3.7713	\$ 11,313.90	\$ 103.20	0.92%	10.53%
Regulatory Assets (kWh)	1,000,000	\$ -	\$ -	1,000,000	\$ -	\$ -	\$ -	0.00%	0.00%
Regulatory Assets (kW)	3,000	\$ 1.0734	\$ 3,220.20	3,000	\$ 1.0734	\$ 3,220.20	\$ -	0.00%	3.00%
<b>Sub-Total</b>			<b>\$ 14,431.58</b>			<b>\$ 14,534.79</b>	<b>\$ 103.21</b>	<b>0.72%</b>	<b>13.52%</b>
Other Charges (kWh)	1086600	\$ 0.0132	\$ 14,343.12	1086600	\$ 0.0132	\$ 14,343.12	\$ -	0.00%	13.34%
Other Charges (kW)	3,260	\$ 2.7839	\$ 9,074.96	3,260	\$ 2.7839	\$ 9,074.96	\$ -	0.00%	8.44%
Cost of Power Commodity (kWh)	750	\$ 0.0580	\$ 43.50	750	\$ 0.0550	\$ 41.25	-\$ 2.25	-5.17%	0.04%
Cost of Power Commodity (kW)	1,085,850	\$ 0.0670	\$ 72,751.95	1,085,850	\$ 0.0640	\$ 69,494.40	-\$ 3,257.55	-4.48%	64.65%
<b>Total Bill before Taxes</b>			<b>\$ 110,645.11</b>			<b>\$ 107,488.52</b>	<b>-\$ 3,156.59</b>	<b>-2.85%</b>	<b>100%</b>
<b>GST (2006 - 7%, 2007 - 6%)</b>			<b>\$ 7,007.52</b>			<b>\$ 6,449.31</b>	<b>-\$ 558.21</b>	<b>-7.97%</b>	
<b>Total Bill after Taxes</b>			<b>\$ 117,652.63</b>			<b>\$ 113,937.83</b>	<b>-\$ 3,714.80</b>	<b>-3.16%</b>	

### Street Lighting

<b>Consumption</b>	1,500,000 kWh 4000 kW	<b>Loss Factor 1.0866</b>
--------------------	--------------------------	---------------------------

	2006 BILL			2007 BILL			IMPACT		
	Volume	RATE \$	CHARGE \$	Volume	RATE \$	CHARGE \$	\$	%	% of Total Bill
Monthly Service Charge			\$ 0.68			\$ 0.69	\$ 0.01	1.47%	0.00%
Distribution (kWh)	1,500,000	\$ -	\$ -	1,500,000	\$ -	\$ -	\$ -	0.00%	0.00%
Distribution (kW)	4,000	\$ 3.7369	\$ 14,947.60	4,000	\$ 3.7713	\$ 15,085.20	\$ 137.60	0.92%	9.59%
Regulatory Assets (kWh)	1,500,000	\$ -	\$ -	1,500,000	\$ -	\$ -	\$ -	0.00%	0.00%
Regulatory Assets (kW)	4,000	\$ 1.0734	\$ 4,293.60	4,000	\$ 1.0734	\$ 4,293.60	\$ -	0.00%	2.73%
<b>Sub-Total</b>			<b>\$ 19,241.88</b>			<b>\$ 19,379.49</b>	<b>\$ 137.61</b>	<b>0.72%</b>	<b>12.32%</b>
Other Charges (kWh)	1629900	\$ 0.0132	\$ 21,514.68	1629900	\$ 0.0132	\$ 21,514.68	\$ -	0.00%	13.68%
Other Charges (kW)	4,346	\$ 2.7839	\$ 12,099.94	4,346	\$ 2.7839	\$ 12,099.94	\$ -	0.00%	7.69%
Cost of Power Commodity (kWh)	750	\$ 0.0580	\$ 43.50	750	\$ 0.0550	\$ 41.25	-\$ 2.25	-5.17%	0.03%
Cost of Power Commodity (kW)	1,629,150	\$ 0.0670	\$ 109,153.05	1,629,150	\$ 0.0640	\$ 104,265.60	-\$ 4,887.45	-4.48%	66.28%
<b>Total Bill before Taxes</b>			<b>\$ 162,053.05</b>			<b>\$ 157,300.96</b>	<b>-\$ 4,752.09</b>	<b>-2.93%</b>	<b>100%</b>
<b>GST (2006 - 7%, 2007 - 6%)</b>			<b>\$ 10,263.36</b>			<b>\$ 9,438.06</b>	<b>-\$ 825.30</b>	<b>-8.04%</b>	
<b>Total Bill after Taxes</b>			<b>\$ 172,316.41</b>			<b>\$ 166,739.02</b>	<b>-\$ 5,577.39</b>	<b>-3.24%</b>	



## 2007 INCENTIVE RATE MECHANISM ADJUSTMENT MODEL

Tay Hydro Electric Distribution Company Inc.

EB-2007-0578, EB-2005-0417

Monday, February 05, 2007

### Sheet 12 - Bill Impact - Nov 1 to April 30

Regulated Price Plan	2006	2006	2007	2007
<b>Residential</b>	Threshold	\$ / kWh	Threshold	\$ / kWh
less than or equal to	1000	\$ 0.055	1000	\$ 0.055
greater than	> 1000	\$ 0.064	> 1000	\$ 0.064

Regulated Price Plan	2006	2006	2007	2007
<b>Non-Residential</b>	Threshold	\$ / kWh	Threshold	\$ / kWh
less than or equal to	750	\$ 0.055	750	\$ 0.055
greater than	> 750	\$ 0.064	> 750	\$ 0.064

### Residential

<b>Consumption</b>	100 kWh 0 kW	<b>Loss Factor 1.0866</b>
--------------------	-----------------	---------------------------

	2006 BILL			2007 BILL			IMPACT		
	Volume	RATE \$	CHARGE \$	Volume	RATE \$	CHARGE \$	\$	%	% of Total Bill
Monthly Service Charge			\$ 14.74			\$ 14.87	\$ 0.13	0.88%	59.23%
Distribution (kWh)	100	\$ 0.0115	\$ 1.15	100	\$ 0.0116	\$ 1.16	\$ 0.0100	0.87%	4.62%
Distribution (kW)	0	\$ -	\$ -	0	\$ -	\$ -	\$ -	0.00%	0.00%
Regulatory Assets (kWh)	100	\$ 0.0058	\$ 0.58	100	\$ 0.0058	\$ 0.58	\$ -	0.00%	2.31%
Regulatory Assets (kW)	0	\$ -	\$ -	0	\$ -	\$ -	\$ -	0.00%	0.00%
<b>Sub-Total</b>			<b>\$ 16.47</b>			<b>\$ 16.61</b>	<b>\$ 0.14</b>	<b>0.85%</b>	<b>66.16%</b>
Other Charges (kWh)	109	\$ 0.0232	\$ 2.52	109	\$ 0.0232	\$ 2.52	\$ -	0.00%	10.04%
Other Charges (kW)	0	\$ -	\$ -	0	\$ -	\$ -	\$ -	0.00%	0.00%
Cost of Power Commodity (kWh)	109	\$ 0.0550	\$ 5.98	109	\$ 0.0550	\$ 5.98	\$ -	0.00%	23.80%
Cost of Power Commodity (kW)	0	\$ 0.0640	\$ -	0	\$ 0.0640	\$ -	\$ -	0.00%	0.00%
<b>Total Bill before Taxes</b>			<b>\$ 24.97</b>			<b>\$ 25.11</b>	<b>\$ 0.14</b>	<b>0.56%</b>	<b>100%</b>
<b>GST (2006 - 7%, 2007 - 6%)</b>			<b>\$ 1.58</b>			<b>\$ 1.51</b>	<b>-\$ 0.07</b>	<b>-4.73%</b>	
<b>Total Bill after Taxes</b>			<b>\$ 26.55</b>			<b>\$ 26.61</b>	<b>\$ 0.07</b>	<b>0.25%</b>	

### Residential

<b>Consumption</b>	250 kWh 0 kW	<b>Loss Factor 1.0866</b>
--------------------	-----------------	---------------------------

	2006 BILL			2007 BILL			IMPACT		
	Volume	RATE \$	CHARGE \$	Volume	RATE \$	CHARGE \$	\$	%	% of Total Bill
Monthly Service Charge			\$ 14.74			\$ 14.87	\$ 0.13	0.88%	36.75%
Distribution (kWh)	250	\$ 0.0115	\$ 2.88	250	\$ 0.0116	\$ 2.90	\$ 0.0250	0.87%	7.17%
Distribution (kW)	0	\$ -	\$ -	0	\$ -	\$ -	\$ -	0.00%	0.00%
Regulatory Assets (kWh)	250	\$ 0.0058	\$ 1.45	250	\$ 0.0058	\$ 1.45	\$ -	0.00%	3.58%
Regulatory Assets (kW)	0	\$ -	\$ -	0	\$ -	\$ -	\$ -	0.00%	0.00%
<b>Sub-Total</b>			<b>\$ 19.07</b>			<b>\$ 19.22</b>	<b>\$ 0.15</b>	<b>0.81%</b>	<b>47.50%</b>
Other Charges (kWh)	272	\$ 0.0232	\$ 6.30	272	\$ 0.0232	\$ 6.30	\$ -	0.00%	15.58%
Other Charges (kW)	0	\$ -	\$ -	0	\$ -	\$ -	\$ -	0.00%	0.00%
Cost of Power Commodity (kWh)	272	\$ 0.0550	\$ 14.94	272	\$ 0.0550	\$ 14.94	\$ -	0.00%	36.92%
Cost of Power Commodity (kW)	0	\$ 0.0640	\$ -	0	\$ 0.0640	\$ -	\$ -	0.00%	0.00%
<b>Total Bill before Taxes</b>			<b>\$ 40.31</b>			<b>\$ 40.46</b>	<b>\$ 0.15</b>	<b>0.38%</b>	<b>100%</b>
<b>GST (2006 - 7%, 2007 - 6%)</b>			<b>\$ 2.55</b>			<b>\$ 2.43</b>	<b>-\$ 0.13</b>	<b>-4.90%</b>	
<b>Total Bill after Taxes</b>			<b>\$ 42.86</b>			<b>\$ 42.89</b>	<b>\$ 0.03</b>	<b>0.07%</b>	

**Residential**

**Consumption**      500 kWh  
0 kW      **Loss Factor 1.0866**

	2006 BILL			2007 BILL			IMPACT		
	Volume	RATE \$	CHARGE \$	Volume	RATE \$	CHARGE \$	\$	%	% of Total Bill
Monthly Service Charge			\$ 14.74			\$ 14.87	\$ 0.13	0.88%	22.51%
Distribution (kWh)	500	\$ 0.0115	\$ 5.75	500	\$ 0.0116	\$ 5.80	\$ 0.0500	0.87%	8.78%
Distribution (kW)	0	\$ -	\$ -	0	\$ -	\$ -	\$ -	0.00%	0.00%
Regulatory Assets (kWh)	500	\$ 0.0058	\$ 2.90	500	\$ 0.0058	\$ 2.90	\$ -	0.00%	4.39%
Regulatory Assets (kW)	0	\$ -	\$ -	0	\$ -	\$ -	\$ -	0.00%	0.00%
<b>Sub-Total</b>			<b>\$ 23.39</b>			<b>\$ 23.57</b>	<b>\$ 0.18</b>	<b>0.77%</b>	<b>35.68%</b>
Other Charges (kWh)	543	\$ 0.0232	\$ 12.60	543	\$ 0.0232	\$ 12.60	\$ -	0.00%	19.08%
Other Charges (kW)	0	\$ -	\$ -	0	\$ -	\$ -	\$ -	0.00%	0.00%
Cost of Power Commodity (kWh)	543	\$ 0.0550	\$ 29.88	543	\$ 0.0550	\$ 29.88	\$ -	0.00%	45.24%
Cost of Power Commodity (kW)	0	\$ 0.0640	\$ -	0	\$ 0.0640	\$ -	\$ -	0.00%	0.00%
<b>Total Bill before Taxes</b>			<b>\$ 65.88</b>			<b>\$ 66.06</b>	<b>\$ 0.18</b>	<b>0.27%</b>	<b>100%</b>
<b>GST (2006 - 7%, 2007 - 6%)</b>			<b>\$ 4.17</b>			<b>\$ 3.96</b>	<b>-\$ 0.21</b>	<b>-5.00%</b>	
<b>Total Bill after Taxes</b>			<b>\$ 70.05</b>			<b>\$ 70.02</b>	<b>-\$ 0.03</b>	<b>-0.04%</b>	

**Residential**

**Consumption**      750 kWh  
0 kW      **Loss Factor 1.0866**

	2006 BILL			2007 BILL			IMPACT		
	Volume	RATE \$	CHARGE \$	Volume	RATE \$	CHARGE \$	\$	%	% of Total Bill
Monthly Service Charge			\$ 14.74			\$ 14.87	\$ 0.13	0.88%	16.22%
Distribution (kWh)	750	\$ 0.0115	\$ 8.63	750	\$ 0.0116	\$ 8.70	\$ 0.0750	0.87%	9.49%
Distribution (kW)	0	\$ -	\$ -	0	\$ -	\$ -	\$ -	0.00%	0.00%
Regulatory Assets (kWh)	750	\$ 0.0058	\$ 4.35	750	\$ 0.0058	\$ 4.35	\$ -	0.00%	4.75%
Regulatory Assets (kW)	0	\$ -	\$ -	0	\$ -	\$ -	\$ -	0.00%	0.00%
<b>Sub-Total</b>			<b>\$ 27.72</b>			<b>\$ 27.92</b>	<b>\$ 0.20</b>	<b>0.74%</b>	<b>30.46%</b>
Other Charges (kWh)	815	\$ 0.0232	\$ 18.91	815	\$ 0.0232	\$ 18.91	\$ -	0.00%	20.63%
Other Charges (kW)	0	\$ -	\$ -	0	\$ -	\$ -	\$ -	0.00%	0.00%
Cost of Power Commodity (kWh)	815	\$ 0.0550	\$ 44.82	815	\$ 0.0550	\$ 44.82	\$ -	0.00%	48.91%
Cost of Power Commodity (kW)	0	\$ 0.0640	\$ -	0	\$ 0.0640	\$ -	\$ -	0.00%	0.00%
<b>Total Bill before Taxes</b>			<b>\$ 91.44</b>			<b>\$ 91.65</b>	<b>\$ 0.20</b>	<b>0.22%</b>	<b>100%</b>
<b>GST (2006 - 7%, 2007 - 6%)</b>			<b>\$ 5.79</b>			<b>\$ 5.50</b>	<b>-\$ 0.29</b>	<b>-5.05%</b>	
<b>Total Bill after Taxes</b>			<b>\$ 97.24</b>			<b>\$ 97.15</b>	<b>-\$ 0.09</b>	<b>-0.09%</b>	

**Residential**

**Consumption**      1,000 kWh  
0 kW      **Loss Factor 1.0866**

	2006 BILL			2007 BILL			IMPACT		
	Volume	RATE \$	CHARGE \$	Volume	RATE \$	CHARGE \$	\$	%	% of Total Bill
Monthly Service Charge			\$ 14.74			\$ 14.87	\$ 0.13	0.88%	12.60%
Distribution (kWh)	1,000	\$ 0.0115	\$ 11.50	1,000	\$ 0.0116	\$ 11.60	\$ 0.1000	0.87%	9.83%
Distribution (kW)	0	\$ -	\$ -	0	\$ -	\$ -	\$ -	0.00%	0.00%
Regulatory Assets (kWh)	1,000	\$ 0.0058	\$ 5.80	1,000	\$ 0.0058	\$ 5.80	\$ -	0.00%	4.91%
Regulatory Assets (kW)	0	\$ -	\$ -	0	\$ -	\$ -	\$ -	0.00%	0.00%
<b>Sub-Total</b>			<b>\$ 32.04</b>			<b>\$ 32.27</b>	<b>\$ 0.23</b>	<b>0.72%</b>	<b>27.34%</b>
Other Charges (kWh)	1087	\$ 0.0232	\$ 25.21	1087	\$ 0.0232	\$ 25.21	\$ -	0.00%	21.36%
Other Charges (kW)	0	\$ -	\$ -	0	\$ -	\$ -	\$ -	0.00%	0.00%

Cost of Power Commodity (kWh)	1,000	\$ 0.0550	\$ 55.00	1,000	\$ 0.0550	\$ 55.00	\$ -	0.00%	46.60%
Cost of Power Commodity (kWh)	87	\$ 0.0640	\$ 5.54	87	\$ 0.0640	\$ 5.54	\$ -	0.00%	4.70%
<b>Total Bill before Taxes</b>			<b>\$ 117.79</b>			<b>\$ 118.02</b>	<b>\$ 0.23</b>	<b>0.20%</b>	<b>100%</b>
<b>GST (2006 - 7%, 2007 - 6%)</b>			<b>\$ 7.46</b>			<b>\$ 7.08</b>	<b>-\$ 0.38</b>	<b>-5.08%</b>	
<b>Total Bill after Taxes</b>			<b>\$ 125.25</b>			<b>\$ 125.10</b>	<b>-\$ 0.15</b>	<b>-0.12%</b>	

### Residential

<b>Consumption</b>	1,500 kWh 0 kW	<b>Loss Factor 1.0866</b>
--------------------	-------------------	---------------------------

	2006 BILL			2007 BILL			IMPACT		
	Volume	RATE \$	CHARGE \$	Volume	RATE \$	CHARGE \$	\$	%	% of Total Bill
Monthly Service Charge			\$ 14.74			\$ 14.87	\$ 0.13	0.88%	8.54%
Distribution (kWh)	1,500	\$ 0.0115	\$ 17.25	1,500	\$ 0.0116	\$ 17.40	\$ 0.1500	0.87%	9.99%
Distribution (kW)	0	\$ -	\$ -	0	\$ -	\$ -	\$ -	0.00%	0.00%
Regulatory Assets (kWh)	1,500	\$ 0.0058	\$ 8.70	1,500	\$ 0.0058	\$ 8.70	\$ -	0.00%	5.00%
Regulatory Assets (kW)	0	\$ -	\$ -	0	\$ -	\$ -	\$ -	0.00%	0.00%
<b>Sub-Total</b>			<b>\$ 40.69</b>			<b>\$ 40.97</b>	<b>\$ 0.28</b>	<b>0.69%</b>	<b>23.53%</b>
Other Charges (kWh)	1630	\$ 0.0232	\$ 37.81	1630	\$ 0.0232	\$ 37.81	\$ -	0.00%	21.72%
Other Charges (kW)	0	\$ -	\$ -	0	\$ -	\$ -	\$ -	0.00%	0.00%
Cost of Power Commodity (kWh)	1,000	\$ 0.0550	\$ 55.00	1,000	\$ 0.0550	\$ 55.00	\$ -	0.00%	31.59%
Cost of Power Commodity (kW)	630	\$ 0.0640	\$ 40.31	630	\$ 0.0640	\$ 40.31	\$ -	0.00%	23.16%
<b>Total Bill before Taxes</b>			<b>\$ 173.82</b>			<b>\$ 174.10</b>	<b>\$ 0.28</b>	<b>0.16%</b>	<b>100%</b>
<b>GST (2006 - 7%, 2007 - 6%)</b>			<b>\$ 11.01</b>			<b>\$ 10.45</b>	<b>-\$ 0.56</b>	<b>-5.11%</b>	
<b>Total Bill after Taxes</b>			<b>\$ 184.83</b>			<b>\$ 184.54</b>	<b>-\$ 0.28</b>	<b>-0.15%</b>	

### Residential

<b>Consumption</b>	2,000 kWh 0 kW	<b>Loss Factor 1.0866</b>
--------------------	-------------------	---------------------------

	2006 BILL			2007 BILL			IMPACT		
	Volume	RATE \$	CHARGE \$	Volume	RATE \$	CHARGE \$	\$	%	% of Total Bill
Monthly Service Charge			\$ 14.74			\$ 14.87	\$ 0.13	0.88%	6.46%
Distribution (kWh)	2,000	\$ 0.0115	\$ 23.00	2,000	\$ 0.0116	\$ 23.20	\$ 0.2000	0.87%	10.08%
Distribution (kW)	0	\$ -	\$ -	0	\$ -	\$ -	\$ -	0.00%	0.00%
Regulatory Assets (kWh)	2,000	\$ 0.0058	\$ 11.60	2,000	\$ 0.0058	\$ 11.60	\$ -	0.00%	5.04%
Regulatory Assets (kW)	0	\$ -	\$ -	0	\$ -	\$ -	\$ -	0.00%	0.00%
<b>Sub-Total</b>			<b>\$ 49.34</b>			<b>\$ 49.67</b>	<b>\$ 0.33</b>	<b>0.67%</b>	<b>21.58%</b>
Other Charges (kWh)	2173	\$ 0.0232	\$ 50.42	2173	\$ 0.0232	\$ 50.42	\$ -	0.00%	21.90%
Other Charges (kW)	0	\$ -	\$ -	0	\$ -	\$ -	\$ -	0.00%	0.00%
Cost of Power Commodity (kWh)	1,000	\$ 0.0550	\$ 55.00	1,000	\$ 0.0550	\$ 55.00	\$ -	0.00%	23.90%
Cost of Power Commodity (kW)	1,173	\$ 0.0640	\$ 75.08	1,173	\$ 0.0640	\$ 75.08	\$ -	0.00%	32.62%
<b>Total Bill before Taxes</b>			<b>\$ 229.84</b>			<b>\$ 230.17</b>	<b>\$ 0.33</b>	<b>0.14%</b>	<b>100%</b>
<b>GST (2006 - 7%, 2007 - 6%)</b>			<b>\$ 14.56</b>			<b>\$ 13.81</b>	<b>-\$ 0.75</b>	<b>-5.13%</b>	
<b>Total Bill after Taxes</b>			<b>\$ 244.40</b>			<b>\$ 243.98</b>	<b>-\$ 0.42</b>	<b>-0.17%</b>	

### General Service Less Than 50 kW

<b>Consumption</b>	1,000 kWh 0 kW	<b>Loss Factor 1.0866</b>
--------------------	-------------------	---------------------------

	2006 BILL			2007 BILL			IMPACT		
	Volume	RATE \$	CHARGE \$	Volume	RATE \$	CHARGE \$	\$	%	% of Total Bill

Monthly Service Charge			\$ 14.87			\$ 15.00	\$ 0.13	0.87%	12.14%
Distribution (kWh)	1,000	\$ 0.0175	\$ 17.50	1,000	\$ 0.0177	\$ 17.70	\$ 0.2000	1.14%	14.33%
Distribution (kW)	0	\$ -	\$ -	0	\$ -	\$ -	\$ -	0.00%	0.00%
Regulatory Assets (kWh)	1,000	\$ 0.0039	\$ 3.90	1,000	\$ 0.0039	\$ 3.90	\$ -	0.00%	3.16%
Regulatory Assets (kW)	0	\$ -	\$ -	0	\$ -	\$ -	\$ -	0.00%	0.00%
<b>Sub-Total</b>			<b>\$ 36.27</b>			<b>\$ 36.60</b>	<b>\$ 0.33</b>	<b>0.91%</b>	<b>29.63%</b>
Other Charges (kWh)	1087	\$ 0.0222	\$ 24.12	1087	\$ 0.0222	\$ 24.12	\$ -	0.00%	19.53%
Other Charges (kW)	0	\$ -	\$ -	0	\$ -	\$ -	\$ -	0.00%	0.00%
Cost of Power Commodity (kWh)	750	\$ 0.0550	\$ 41.25	750	\$ 0.0550	\$ 41.25	\$ -	0.00%	33.40%
Cost of Power Commodity (kW)	337	\$ 0.0640	\$ 21.54	337	\$ 0.0640	\$ 21.54	\$ -	0.00%	17.44%
<b>Total Bill before Taxes</b>			<b>\$ 123.18</b>			<b>\$ 123.51</b>	<b>\$ 0.33</b>	<b>0.27%</b>	<b>100%</b>
<b>GST (2006 - 7%, 2007 - 6%)</b>			<b>\$ 7.80</b>			<b>\$ 7.41</b>	<b>-\$ 0.39</b>	<b>-5.01%</b>	
<b>Total Bill after Taxes</b>			<b>\$ 130.99</b>			<b>\$ 130.93</b>	<b>-\$ 0.06</b>	<b>-0.05%</b>	

### General Service Less Than 50 kW

<b>Consumption</b>	2,000 kWh 0 kW	<b>Loss Factor 1.0866</b>
--------------------	-------------------	---------------------------

	2006 BILL			2007 BILL			IMPACT		
	Volume	RATE \$	CHARGE \$	Volume	RATE \$	CHARGE \$	\$	%	% of Total Bill
Monthly Service Charge			\$ 14.87			\$ 15.00	\$ 0.13	0.87%	6.28%
Distribution (kWh)	2,000	\$ 0.0175	\$ 35.00	2,000	\$ 0.0177	\$ 35.40	\$ 0.4000	1.14%	14.83%
Distribution (kW)	0	\$ -	\$ -	0	\$ -	\$ -	\$ -	0.00%	0.00%
Regulatory Assets (kWh)	2,000	\$ 0.0039	\$ 7.80	2,000	\$ 0.0039	\$ 7.80	\$ -	0.00%	3.27%
Regulatory Assets (kW)	0	\$ -	\$ -	0	\$ -	\$ -	\$ -	0.00%	0.00%
<b>Sub-Total</b>			<b>\$ 57.67</b>			<b>\$ 58.20</b>	<b>\$ 0.53</b>	<b>0.92%</b>	<b>24.37%</b>
Other Charges (kWh)	2173	\$ 0.0222	\$ 48.25	2173	\$ 0.0222	\$ 48.25	\$ -	0.00%	20.20%
Other Charges (kW)	0	\$ -	\$ -	0	\$ -	\$ -	\$ -	0.00%	0.00%
Cost of Power Commodity (kWh)	750	\$ 0.0550	\$ 41.25	750	\$ 0.0550	\$ 41.25	\$ -	0.00%	17.28%
Cost of Power Commodity (kW)	1,423	\$ 0.0640	\$ 91.08	1,423	\$ 0.0640	\$ 91.08	\$ -	0.00%	38.15%
<b>Total Bill before Taxes</b>			<b>\$ 238.25</b>			<b>\$ 238.78</b>	<b>\$ 0.53</b>	<b>0.22%</b>	<b>100%</b>
<b>GST (2006 - 7%, 2007 - 6%)</b>			<b>\$ 15.09</b>			<b>\$ 14.33</b>	<b>-\$ 0.76</b>	<b>-5.05%</b>	
<b>Total Bill after Taxes</b>			<b>\$ 253.34</b>			<b>\$ 253.11</b>	<b>-\$ 0.23</b>	<b>-0.09%</b>	

### General Service Less Than 50 kW

<b>Consumption</b>	5,000 kWh 0 kW	<b>Loss Factor 1.0866</b>
--------------------	-------------------	---------------------------

	2006 BILL			2007 BILL			IMPACT		
	Volume	RATE \$	CHARGE \$	Volume	RATE \$	CHARGE \$	\$	%	% of Total Bill
Monthly Service Charge			\$ 14.87			\$ 15.00	\$ 0.13	0.87%	2.57%
Distribution (kWh)	5,000	\$ 0.0175	\$ 87.50	5,000	\$ 0.0177	\$ 88.50	\$ 1.0000	1.14%	15.14%
Distribution (kW)	0	\$ -	\$ -	0	\$ -	\$ -	\$ -	0.00%	0.00%
Regulatory Assets (kWh)	5,000	\$ 0.0039	\$ 19.50	5,000	\$ 0.0039	\$ 19.50	\$ -	0.00%	3.34%
Regulatory Assets (kW)	0	\$ -	\$ -	0	\$ -	\$ -	\$ -	0.00%	0.00%
<b>Sub-Total</b>			<b>\$ 121.87</b>			<b>\$ 123.00</b>	<b>\$ 1.13</b>	<b>0.93%</b>	<b>21.04%</b>
Other Charges (kWh)	5433	\$ 0.0222	\$ 120.61	5433	\$ 0.0222	\$ 120.61	\$ -	0.00%	20.63%
Other Charges (kW)	0	\$ -	\$ -	0	\$ -	\$ -	\$ -	0.00%	0.00%
Cost of Power Commodity (kWh)	750	\$ 0.0550	\$ 41.25	750	\$ 0.0550	\$ 41.25	\$ -	0.00%	7.06%
Cost of Power Commodity (kW)	4,683	\$ 0.0640	\$ 299.71	4,683	\$ 0.0640	\$ 299.71	\$ -	0.00%	51.27%
<b>Total Bill before Taxes</b>			<b>\$ 583.44</b>			<b>\$ 584.57</b>	<b>\$ 1.13</b>	<b>0.19%</b>	<b>100%</b>
<b>GST (2006 - 7%, 2007 - 6%)</b>			<b>\$ 36.95</b>			<b>\$ 35.07</b>	<b>-\$ 1.88</b>	<b>-5.08%</b>	
<b>Total Bill after Taxes</b>			<b>\$ 620.40</b>			<b>\$ 619.65</b>	<b>-\$ 0.75</b>	<b>-0.12%</b>	



**General Service Less Than 50 kW**

<b>Consumption</b>	10,000 kWh 0 kW	<b>Loss Factor 1.0866</b>
--------------------	--------------------	---------------------------

	2006 BILL			2007 BILL			IMPACT		
	Volume	RATE \$	CHARGE \$	Volume	RATE \$	CHARGE \$	\$	%	% of Total Bill
Monthly Service Charge			\$ 14.87			\$ 15.00	\$ 0.13	0.87%	1.29%
Distribution (kWh)	10,000	\$ 0.0175	\$ 175.00	10,000	\$ 0.0177	\$ 177.00	\$ 2.0000	1.14%	15.25%
Distribution (kW)	0	\$ -	\$ -	0	\$ -	\$ -	\$ -	0.00%	0.00%
Regulatory Assets (kWh)	10,000	\$ 0.0039	\$ 39.00	10,000	\$ 0.0039	\$ 39.00	\$ -	0.00%	3.36%
Regulatory Assets (kW)	0	\$ -	\$ -	0	\$ -	\$ -	\$ -	0.00%	0.00%
<b>Sub-Total</b>			<b>\$ 228.87</b>			<b>\$ 231.00</b>	<b>\$ 2.13</b>	<b>0.93%</b>	<b>19.90%</b>
Other Charges (kWh)	10866	\$ 0.0222	\$ 241.23	10866	\$ 0.0222	\$ 241.23	\$ -	0.00%	20.78%
Other Charges (kW)	0	\$ -	\$ -	0	\$ -	\$ -	\$ -	0.00%	0.00%
Cost of Power Commodity (kWh)	750	\$ 0.0550	\$ 41.25	750	\$ 0.0550	\$ 41.25	\$ -	0.00%	3.55%
Cost of Power Commodity (kW)	10,116	\$ 0.0640	\$ 647.42	10,116	\$ 0.0640	\$ 647.42	\$ -	0.00%	55.77%
<b>Total Bill before Taxes</b>			<b>\$ 1,158.77</b>			<b>\$ 1,160.90</b>	<b>\$ 2.13</b>	<b>0.18%</b>	<b>100%</b>
<b>GST (2006 - 7%, 2007 - 6%)</b>			<b>\$ 73.39</b>			<b>\$ 69.65</b>	<b>-\$ 3.73</b>	<b>-5.09%</b>	
<b>Total Bill after Taxes</b>			<b>\$ 1,232.16</b>			<b>\$ 1,230.55</b>	<b>-\$ 1.60</b>	<b>-0.13%</b>	

**General Service Less Than 50 kW**

<b>Consumption</b>	15,000 kWh 0 kW	<b>Loss Factor 1.0866</b>
--------------------	--------------------	---------------------------

	2006 BILL			2007 BILL			IMPACT		
	Volume	RATE \$	CHARGE \$	Volume	RATE \$	CHARGE \$	\$	%	% of Total Bill
Monthly Service Charge			\$ 14.87			\$ 15.00	\$ 0.13	0.87%	0.86%
Distribution (kWh)	15,000	\$ 0.0175	\$ 262.50	15,000	\$ 0.0177	\$ 265.50	\$ 3.0000	1.14%	15.28%
Distribution (kW)	0	\$ -	\$ -	0	\$ -	\$ -	\$ -	0.00%	0.00%
Regulatory Assets (kWh)	15,000	\$ 0.0039	\$ 58.50	15,000	\$ 0.0039	\$ 58.50	\$ -	0.00%	3.37%
Regulatory Assets (kW)	0	\$ -	\$ -	0	\$ -	\$ -	\$ -	0.00%	0.00%
<b>Sub-Total</b>			<b>\$ 335.87</b>			<b>\$ 339.00</b>	<b>\$ 3.13</b>	<b>0.93%</b>	<b>19.51%</b>
Other Charges (kWh)	16299	\$ 0.0222	\$ 361.84	16299	\$ 0.0222	\$ 361.84	\$ -	0.00%	20.83%
Other Charges (kW)	0	\$ -	\$ -	0	\$ -	\$ -	\$ -	0.00%	0.00%
Cost of Power Commodity (kWh)	750	\$ 0.0550	\$ 41.25	750	\$ 0.0550	\$ 41.25	\$ -	0.00%	2.37%
Cost of Power Commodity (kW)	15,549	\$ 0.0640	\$ 995.14	15,549	\$ 0.0640	\$ 995.14	\$ -	0.00%	57.28%
<b>Total Bill before Taxes</b>			<b>\$ 1,734.09</b>			<b>\$ 1,737.22</b>	<b>\$ 3.13</b>	<b>0.18%</b>	<b>100%</b>
<b>GST (2006 - 7%, 2007 - 6%)</b>			<b>\$ 109.83</b>			<b>\$ 104.23</b>	<b>-\$ 5.59</b>	<b>-5.09%</b>	
<b>Total Bill after Taxes</b>			<b>\$ 1,843.92</b>			<b>\$ 1,841.46</b>	<b>-\$ 2.46</b>	<b>-0.13%</b>	

**General Service 50 to 4,999 kW**

<b>Consumption</b>	15,000 kWh 60 kW	<b>Loss Factor 1.0866</b>
--------------------	---------------------	---------------------------

	2006 BILL			2007 BILL			IMPACT		
	Volume	RATE \$	CHARGE \$	Volume	RATE \$	CHARGE \$	\$	%	% of Total Bill
Monthly Service Charge			\$ 206.76			\$ 208.66	\$ 1.90	0.92%	10.69%
Distribution (kWh)	15,000	\$ -	\$ -	15,000	\$ -	\$ -	\$ -	0.00%	0.00%
Distribution (kW)	60	\$ 3.2729	\$ 196.37	60	\$ 3.3030	\$ 198.18	\$ 1.81	0.92%	10.15%
Regulatory Assets (kWh)	15,000	\$ -	\$ -	15,000	\$ -	\$ -	\$ -	0.00%	0.00%
Regulatory Assets (kW)	60	\$ 0.9416	\$ 56.50	60	\$ 0.9416	\$ 56.50	\$ -	0.00%	2.89%
<b>Sub-Total</b>			<b>\$ 459.63</b>			<b>\$ 463.34</b>	<b>\$ 3.71</b>	<b>0.81%</b>	<b>23.73%</b>
Other Charges (kWh)	16299	\$ 0.0132	\$ 215.15	16299	\$ 0.0132	\$ 215.15	\$ -	0.00%	11.02%
Other Charges (kW)	65	\$ 3.6494	\$ 237.93	65	\$ 3.6494	\$ 237.93	\$ -	0.00%	12.18%

Cost of Power Commodity (kWh)	750	\$ 0.0550	\$ 41.25	750	\$ 0.0550	\$ 41.25	\$ -	0.00%	2.11%
Cost of Power Commodity (kWh)	15,549	\$ 0.0640	\$ 995.14	15,549	\$ 0.0640	\$ 995.14	\$ -	0.00%	50.96%
<b>Total Bill before Taxes</b>			<b>\$ 1,949.09</b>			<b>\$ 1,952.80</b>	<b>\$ 3.71</b>	<b>0.19%</b>	<b>100%</b>
<b>GST (2006 - 7%, 2007 - 6%)</b>			<b>\$ 123.44</b>			<b>\$ 117.17</b>	<b>-\$ 6.27</b>	<b>-5.08%</b>	
<b>Total Bill after Taxes</b>			<b>\$ 2,072.53</b>			<b>\$ 2,069.96</b>	<b>-\$ 2.57</b>	<b>-0.12%</b>	

**General Service 50 to 4,999 kW**

<b>Consumption</b>	<b>40,000 kWh</b> <b>100 kW</b>	<b>Loss Factor 1.0866</b>
--------------------	------------------------------------	---------------------------

	2006 BILL			2007 BILL			IMPACT		
	Volume	RATE \$	CHARGE \$	Volume	RATE \$	CHARGE \$	\$	%	% of Total Bill
Monthly Service Charge			\$ 206.76			\$ 208.66	\$ 1.90	0.92%	4.77%
Distribution (kWh)	40,000	\$ -	\$ -	40,000	\$ -	\$ -	\$ -	0.00%	0.00%
Distribution (kW)	100	\$ 3.2729	\$ 327.29	100	\$ 3.3030	\$ 330.30	\$ 3.01	0.92%	7.54%
Regulatory Assets (kWh)	40,000	\$ -	\$ -	40,000	\$ -	\$ -	\$ -	0.00%	0.00%
Regulatory Assets (kW)	100	\$ 0.9416	\$ 94.16	100	\$ 0.9416	\$ 94.16	\$ -	0.00%	2.15%
<b>Sub-Total</b>			<b>\$ 628.21</b>			<b>\$ 633.12</b>	<b>\$ 4.91</b>	<b>0.78%</b>	<b>14.46%</b>
Other Charges (kWh)	43464	\$ 0.0132	\$ 573.72	43464	\$ 0.0132	\$ 573.72	\$ -	0.00%	13.10%
Other Charges (kW)	109	\$ 3.6494	\$ 396.54	109	\$ 3.6494	\$ 396.54	\$ -	0.00%	9.06%
Cost of Power Commodity (kWh)	750	\$ 0.0550	\$ 41.25	750	\$ 0.0550	\$ 41.25	\$ -	0.00%	0.94%
Cost of Power Commodity (kW)	42,714	\$ 0.0640	\$ 2,733.70	42,714	\$ 0.0640	\$ 2,733.70	\$ -	0.00%	62.44%
<b>Total Bill before Taxes</b>			<b>\$ 4,373.42</b>			<b>\$ 4,378.33</b>	<b>\$ 4.91</b>	<b>0.11%</b>	<b>100%</b>
<b>GST (2006 - 7%, 2007 - 6%)</b>			<b>\$ 276.98</b>			<b>\$ 262.70</b>	<b>-\$ 14.28</b>	<b>-5.16%</b>	
<b>Total Bill after Taxes</b>			<b>\$ 4,650.41</b>			<b>\$ 4,641.03</b>	<b>-\$ 9.37</b>	<b>-0.20%</b>	

**General Service 50 to 4,999 kW**

<b>Consumption</b>	<b>100,000 kWh</b> <b>500 kW</b>	<b>Loss Factor 1.0866</b>
--------------------	-------------------------------------	---------------------------

	2006 BILL			2007 BILL			IMPACT		
	Volume	RATE \$	CHARGE \$	Volume	RATE \$	CHARGE \$	\$	%	% of Total Bill
Monthly Service Charge			\$ 206.76			\$ 208.66	\$ 1.90	0.92%	1.64%
Distribution (kWh)	100,000	\$ -	\$ -	100,000	\$ -	\$ -	\$ -	0.00%	0.00%
Distribution (kW)	500	\$ 3.2729	\$ 1,636.45	500	\$ 3.3030	\$ 1,651.50	\$ 15.05	0.92%	13.01%
Regulatory Assets (kWh)	100,000	\$ -	\$ -	100,000	\$ -	\$ -	\$ -	0.00%	0.00%
Regulatory Assets (kW)	500	\$ 0.9416	\$ 470.80	500	\$ 0.9416	\$ 470.80	\$ -	0.00%	3.71%
<b>Sub-Total</b>			<b>\$ 2,314.01</b>			<b>\$ 2,330.96</b>	<b>\$ 16.95</b>	<b>0.73%</b>	<b>18.36%</b>
Other Charges (kWh)	108660	\$ 0.0132	\$ 1,434.31	108660	\$ 0.0132	\$ 1,434.31	\$ -	0.00%	11.30%
Other Charges (kW)	543	\$ 3.6494	\$ 1,982.72	543	\$ 3.6494	\$ 1,982.72	\$ -	0.00%	15.62%
Cost of Power Commodity (kWh)	750	\$ 0.0550	\$ 41.25	750	\$ 0.0550	\$ 41.25	\$ -	0.00%	0.32%
Cost of Power Commodity (kW)	107,910	\$ 0.0640	\$ 6,906.24	107,910	\$ 0.0640	\$ 6,906.24	\$ -	0.00%	54.40%
<b>Total Bill before Taxes</b>			<b>\$ 12,678.53</b>			<b>\$ 12,695.48</b>	<b>\$ 16.95</b>	<b>0.13%</b>	<b>100%</b>
<b>GST (2006 - 7%, 2007 - 6%)</b>			<b>\$ 802.97</b>			<b>\$ 761.73</b>	<b>-\$ 41.24</b>	<b>-5.14%</b>	
<b>Total Bill after Taxes</b>			<b>\$ 13,481.50</b>			<b>\$ 13,457.21</b>	<b>-\$ 24.29</b>	<b>-0.18%</b>	

**General Service 50 to 4,999 kW**

<b>Consumption</b>	<b>400,000 kWh</b> <b>1000 kW</b>	<b>Loss Factor 1.0866</b>
--------------------	--------------------------------------	---------------------------

	2006 BILL			2007 BILL			IMPACT		
	Volume	RATE \$	CHARGE \$	Volume	RATE \$	CHARGE \$	\$	%	% of Total Bill

Monthly Service Charge			\$ 206.76			\$ 208.66	\$ 1.90	0.92%	0.50%
Distribution (kWh)	400,000	\$ -	\$ -	400,000	\$ -	\$ -	\$ -	0.00%	0.00%
Distribution (kW)	1,000	\$ 3.2729	\$ 3,272.90	1,000	\$ 3.3030	\$ 3,303.00	\$ 30.10	0.92%	7.87%
Regulatory Assets (kWh)	400,000	\$ -	\$ -	400,000	\$ -	\$ -	\$ -	0.00%	0.00%
Regulatory Assets (kW)	1,000	\$ 0.9416	\$ 941.60	1,000	\$ 0.9416	\$ 941.60	\$ -	0.00%	2.24%
<b>Sub-Total</b>			<b>\$ 4,421.26</b>			<b>\$ 4,453.26</b>	<b>\$ 32.00</b>	<b>0.72%</b>	<b>10.61%</b>
Other Charges (kWh)	434640	\$ 0.0132	\$ 5,737.25	434640	\$ 0.0132	\$ 5,737.25	\$ -	0.00%	13.67%
Other Charges (kW)	1,087	\$ 3.6494	\$ 3,965.44	1,087	\$ 3.6494	\$ 3,965.44	\$ -	0.00%	9.45%
Cost of Power Commodity (kWh)	750	\$ 0.0550	\$ 41.25	750	\$ 0.0550	\$ 41.25	\$ -	0.00%	0.10%
Cost of Power Commodity (kW)	433,890	\$ 0.0640	\$ 27,768.96	433,890	\$ 0.0640	\$ 27,768.96	\$ -	0.00%	66.17%
<b>Total Bill before Taxes</b>			<b>\$ 41,934.16</b>			<b>\$ 41,966.16</b>	<b>\$ 32.00</b>	<b>0.08%</b>	<b>100%</b>
<b>GST (2006 - 7%, 2007 - 6%)</b>			<b>\$ 2,655.83</b>			<b>\$ 2,517.97</b>	<b>-\$ 137.86</b>	<b>-5.19%</b>	
<b>Total Bill after Taxes</b>			<b>\$ 44,589.99</b>			<b>\$ 44,484.13</b>	<b>-\$ 105.86</b>	<b>-0.24%</b>	

### General Service 50 to 4,999 kW

<b>Consumption</b>	1,000,000 kWh 3000 kW	<b>Loss Factor 1.0866</b>
--------------------	--------------------------	---------------------------

	2006 BILL			2007 BILL			IMPACT		
	Volume	RATE \$	CHARGE \$	Volume	RATE \$	CHARGE \$	\$	%	% of Total Bill
Monthly Service Charge			\$ 206.76			\$ 208.66	\$ 1.90	0.92%	0.19%
Distribution (kWh)	1,000,000	\$ -	\$ -	1,000,000	\$ -	\$ -	\$ -	0.00%	0.00%
Distribution (kW)	3,000	\$ 3.2729	\$ 9,818.70	3,000	\$ 3.3030	\$ 9,909.00	\$ 90.30	0.92%	9.11%
Regulatory Assets (kWh)	1,000,000	\$ -	\$ -	1,000,000	\$ -	\$ -	\$ -	0.00%	0.00%
Regulatory Assets (kW)	3,000	\$ 0.9416	\$ 2,824.80	3,000	\$ 0.9416	\$ 2,824.80	\$ -	0.00%	2.60%
<b>Sub-Total</b>			<b>\$ 12,850.26</b>			<b>\$ 12,942.46</b>	<b>\$ 92.20</b>	<b>0.72%</b>	<b>11.90%</b>
Other Charges (kWh)	1086600	\$ 0.0132	\$ 14,343.12	1086600	\$ 0.0132	\$ 14,343.12	\$ -	0.00%	13.19%
Other Charges (kW)	3,260	\$ 3.6494	\$ 11,896.31	3,260	\$ 3.6494	\$ 11,896.31	\$ -	0.00%	10.94%
Cost of Power Commodity (kWh)	750	\$ 0.0550	\$ 41.25	750	\$ 0.0550	\$ 41.25	\$ -	0.00%	0.04%
Cost of Power Commodity (kW)	1,085,850	\$ 0.0640	\$ 69,494.40	1,085,850	\$ 0.0640	\$ 69,494.40	\$ -	0.00%	63.92%
<b>Total Bill before Taxes</b>			<b>\$ 108,625.34</b>			<b>\$ 108,717.54</b>	<b>\$ 92.20</b>	<b>0.08%</b>	<b>100%</b>
<b>GST (2006 - 7%, 2007 - 6%)</b>			<b>\$ 6,879.61</b>			<b>\$ 6,523.05</b>	<b>-\$ 356.55</b>	<b>-5.18%</b>	
<b>Total Bill after Taxes</b>			<b>\$ 115,504.95</b>			<b>\$ 115,240.60</b>	<b>-\$ 264.35</b>	<b>-0.23%</b>	

### General Service 50 to 4,999 kW

<b>Consumption</b>	1,500,000 kWh 4000 kW	<b>Loss Factor 1.0866</b>
--------------------	--------------------------	---------------------------

	2006 BILL			2007 BILL			IMPACT		
	Volume	RATE \$	CHARGE \$	Volume	RATE \$	CHARGE \$	\$	%	% of Total Bill
Monthly Service Charge			\$ 206.76			\$ 208.66	\$ 1.90	0.92%	0.13%
Distribution (kWh)	1,500,000	\$ -	\$ -	1,500,000	\$ -	\$ -	\$ -	0.00%	0.00%
Distribution (kW)	4,000	\$ 3.2729	\$ 13,091.60	4,000	\$ 3.3030	\$ 13,212.00	\$ 120.40	0.92%	8.32%
Regulatory Assets (kWh)	1,500,000	\$ -	\$ -	1,500,000	\$ -	\$ -	\$ -	0.00%	0.00%
Regulatory Assets (kW)	4,000	\$ 0.9416	\$ 3,766.40	4,000	\$ 0.9416	\$ 3,766.40	\$ -	0.00%	2.37%
<b>Sub-Total</b>			<b>\$ 17,064.76</b>			<b>\$ 17,187.06</b>	<b>\$ 122.30</b>	<b>0.72%</b>	<b>10.82%</b>
Other Charges (kWh)	1629900	\$ 0.0132	\$ 21,514.68	1629900	\$ 0.0132	\$ 21,514.68	\$ -	0.00%	13.54%
Other Charges (kW)	4,346	\$ 3.6494	\$ 15,861.75	4,346	\$ 3.6494	\$ 15,861.75	\$ -	0.00%	9.98%
Cost of Power Commodity (kWh)	750	\$ 0.0550	\$ 41.25	750	\$ 0.0550	\$ 41.25	\$ -	0.00%	0.03%
Cost of Power Commodity (kW)	1,629,150	\$ 0.0640	\$ 104,265.60	1,629,150	\$ 0.0640	\$ 104,265.60	\$ -	0.00%	65.63%
<b>Total Bill before Taxes</b>			<b>\$ 158,748.04</b>			<b>\$ 158,870.34</b>	<b>\$ 122.30</b>	<b>0.08%</b>	<b>100%</b>
<b>GST (2006 - 7%, 2007 - 6%)</b>			<b>\$ 10,054.04</b>			<b>\$ 9,532.22</b>	<b>-\$ 521.82</b>	<b>-5.19%</b>	
<b>Total Bill after Taxes</b>			<b>\$ 168,802.08</b>			<b>\$ 168,402.56</b>	<b>-\$ 399.52</b>	<b>-0.24%</b>	

**Unmetered Scattered Load**

<b>Consumption</b>	15,000 kWh 60 kW	<b>Loss Factor 1.0866</b>
--------------------	---------------------	---------------------------

	2006 BILL			2007 BILL			IMPACT		
	Volume	RATE \$	CHARGE \$	Volume	RATE \$	CHARGE \$	\$	%	% of Total Bill
Monthly Service Charge			\$ 7.28			\$ 7.35	\$ 0.07	0.96%	0.58%
Distribution (kWh)	15,000	\$ -	\$ -	15,000	\$ -	\$ -	\$ -	0.00%	0.00%
Distribution (kW)	60	\$ 0.0175	\$ 1.05	60	\$ 0.0177	\$ 1.06	\$ 0.01	1.14%	0.08%
Regulatory Assets (kWh)	15,000	\$ -	\$ -	15,000	\$ -	\$ -	\$ -	0.00%	0.00%
Regulatory Assets (kW)	60	\$ 0.0079	\$ 0.47	60	\$ 0.0079	\$ 0.47	\$ -	0.00%	0.04%
<b>Sub-Total</b>			<b>\$ 8.80</b>			<b>\$ 8.89</b>	<b>\$ 0.08</b>	<b>0.93%</b>	<b>0.70%</b>
Other Charges (kWh)	16299	\$ 0.0132	\$ 215.15	16299	\$ 0.0132	\$ 215.15	\$ -	0.00%	17.06%
Other Charges (kW)	65	\$ 0.0090	\$ 0.59	65	\$ 0.0090	\$ 0.59	\$ -	0.00%	0.05%
Cost of Power Commodity (kWh)	750	\$ 0.0550	\$ 41.25	750	\$ 0.0550	\$ 41.25	\$ -	0.00%	3.27%
Cost of Power Commodity (kW)	15,549	\$ 0.0640	\$ 995.14	15,549	\$ 0.0640	\$ 995.14	\$ -	0.00%	78.92%
<b>Total Bill before Taxes</b>			<b>\$ 1,260.92</b>			<b>\$ 1,261.01</b>	<b>\$ 0.08</b>	<b>0.01%</b>	<b>100%</b>
<b>GST (2006 - 7%, 2007 - 6%)</b>			<b>\$ 79.86</b>			<b>\$ 75.66</b>	<b>-\$ 4.20</b>	<b>-5.26%</b>	
<b>Total Bill after Taxes</b>			<b>\$ 1,340.78</b>			<b>\$ 1,336.67</b>	<b>-\$ 4.12</b>	<b>-0.31%</b>	

**Unmetered Scattered Load**

<b>Consumption</b>	40,000 kWh 100 kW	<b>Loss Factor 1.0866</b>
--------------------	----------------------	---------------------------

	2006 BILL			2007 BILL			IMPACT		
	Volume	RATE \$	CHARGE \$	Volume	RATE \$	CHARGE \$	\$	%	% of Total Bill
Monthly Service Charge			\$ 7.28			\$ 7.35	\$ 0.07	0.96%	0.22%
Distribution (kWh)	40,000	\$ -	\$ -	40,000	\$ -	\$ -	\$ -	0.00%	0.00%
Distribution (kW)	100	\$ 0.0175	\$ 1.75	100	\$ 0.0177	\$ 1.77	\$ 0.02	1.14%	0.05%
Regulatory Assets (kWh)	40,000	\$ -	\$ -	40,000	\$ -	\$ -	\$ -	0.00%	0.00%
Regulatory Assets (kW)	100	\$ 0.0079	\$ 0.79	100	\$ 0.0079	\$ 0.79	\$ -	0.00%	0.02%
<b>Sub-Total</b>			<b>\$ 9.82</b>			<b>\$ 9.91</b>	<b>\$ 0.09</b>	<b>0.92%</b>	<b>0.29%</b>
Other Charges (kWh)	43464	\$ 0.0132	\$ 573.72	43464	\$ 0.0132	\$ 573.72	\$ -	0.00%	17.08%
Other Charges (kW)	109	\$ 0.0090	\$ 0.98	109	\$ 0.0090	\$ 0.98	\$ -	0.00%	0.03%
Cost of Power Commodity (kWh)	750	\$ 0.0550	\$ 41.25	750	\$ 0.0550	\$ 41.25	\$ -	0.00%	1.23%
Cost of Power Commodity (kW)	42,714	\$ 0.0640	\$ 2,733.70	42,714	\$ 0.0640	\$ 2,733.70	\$ -	0.00%	81.37%
<b>Total Bill before Taxes</b>			<b>\$ 3,359.47</b>			<b>\$ 3,359.56</b>	<b>\$ 0.09</b>	<b>0.00%</b>	<b>100%</b>
<b>GST (2006 - 7%, 2007 - 6%)</b>			<b>\$ 212.77</b>			<b>\$ 201.57</b>	<b>-\$ 11.19</b>	<b>-5.26%</b>	
<b>Total Bill after Taxes</b>			<b>\$ 3,572.24</b>			<b>\$ 3,561.13</b>	<b>-\$ 11.10</b>	<b>-0.31%</b>	

**Unmetered Scattered Load**

<b>Consumption</b>	100,000 kWh 500 kW	<b>Loss Factor 1.0866</b>
--------------------	-----------------------	---------------------------

	2006 BILL			2007 BILL			IMPACT		
	Volume	RATE \$	CHARGE \$	Volume	RATE \$	CHARGE \$	\$	%	% of Total Bill
Monthly Service Charge			\$ 7.28			\$ 7.35	\$ 0.07	0.96%	0.09%
Distribution (kWh)	100,000	\$ -	\$ -	100,000	\$ -	\$ -	\$ -	0.00%	0.00%
Distribution (kW)	500	\$ 0.0175	\$ 8.75	500	\$ 0.0177	\$ 8.85	\$ 0.10	1.14%	0.11%
Regulatory Assets (kWh)	100,000	\$ -	\$ -	100,000	\$ -	\$ -	\$ -	0.00%	0.00%
Regulatory Assets (kW)	500	\$ 0.0079	\$ 3.95	500	\$ 0.0079	\$ 3.95	\$ -	0.00%	0.05%
<b>Sub-Total</b>			<b>\$ 19.98</b>			<b>\$ 20.15</b>	<b>\$ 0.17</b>	<b>0.85%</b>	<b>0.24%</b>
Other Charges (kWh)	108660	\$ 0.0132	\$ 1,434.31	108660	\$ 0.0132	\$ 1,434.31	\$ -	0.00%	17.06%
Other Charges (kW)	543	\$ 0.0090	\$ 4.89	543	\$ 0.0090	\$ 4.89	\$ -	0.00%	0.06%

Cost of Power Commodity (kWh)	750	\$ 0.0550	\$ 41.25	750	\$ 0.0550	\$ 41.25	\$ -	0.00%	0.49%
Cost of Power Commodity (kWh)	107,910	\$ 0.0640	\$ 6,906.24	107,910	\$ 0.0640	\$ 6,906.24	\$ -	0.00%	82.15%
<b>Total Bill before Taxes</b>			<b>\$ 8,406.67</b>			<b>\$ 8,406.84</b>	<b>\$ 0.17</b>	<b>0.00%</b>	<b>100%</b>
<b>GST (2006 - 7%, 2007 - 6%)</b>			<b>\$ 532.42</b>			<b>\$ 504.41</b>	<b>-\$ 28.01</b>	<b>-5.26%</b>	
<b>Total Bill after Taxes</b>			<b>\$ 8,939.09</b>			<b>\$ 8,911.25</b>	<b>-\$ 27.84</b>	<b>-0.31%</b>	

### Unmetered Scattered Load

<b>Consumption</b>	400,000 kWh 1000 kW	<b>Loss Factor 1.0866</b>
--------------------	------------------------	---------------------------

	2006 BILL			2007 BILL			IMPACT		
	Volume	RATE \$	CHARGE \$	Volume	RATE \$	CHARGE \$	\$	%	% of Total Bill
Monthly Service Charge			\$ 7.28			\$ 7.35	\$ 0.07	0.96%	0.02%
Distribution (kWh)	400,000	\$ -	\$ -	400,000	\$ -	\$ -	\$ -	0.00%	0.00%
Distribution (kW)	1,000	\$ 0.0175	\$ 17.50	1,000	\$ 0.0177	\$ 17.70	\$ 0.20	1.14%	0.05%
Regulatory Assets (kWh)	400,000	\$ -	\$ -	400,000	\$ -	\$ -	\$ -	0.00%	0.00%
Regulatory Assets (kW)	1,000	\$ 0.0079	\$ 7.90	1,000	\$ 0.0079	\$ 7.90	\$ -	0.00%	0.02%
<b>Sub-Total</b>			<b>\$ 32.68</b>			<b>\$ 32.95</b>	<b>\$ 0.27</b>	<b>0.83%</b>	<b>0.10%</b>
Other Charges (kWh)	434640	\$ 0.0132	\$ 5,737.25	434640	\$ 0.0132	\$ 5,737.25	\$ -	0.00%	17.08%
Other Charges (kW)	1,087	\$ 0.0090	\$ 9.78	1,087	\$ 0.0090	\$ 9.78	\$ -	0.00%	0.03%
Cost of Power Commodity (kWh)	750	\$ 0.0550	\$ 41.25	750	\$ 0.0550	\$ 41.25	\$ -	0.00%	0.12%
Cost of Power Commodity (kWh)	433,890	\$ 0.0640	\$ 27,768.96	433,890	\$ 0.0640	\$ 27,768.96	\$ -	0.00%	82.67%
<b>Total Bill before Taxes</b>			<b>\$ 33,589.92</b>			<b>\$ 33,590.19</b>	<b>\$ 0.27</b>	<b>0.00%</b>	<b>100%</b>
<b>GST (2006 - 7%, 2007 - 6%)</b>			<b>\$ 2,127.36</b>			<b>\$ 2,015.41</b>	<b>-\$ 111.95</b>	<b>-5.26%</b>	
<b>Total Bill after Taxes</b>			<b>\$ 35,717.28</b>			<b>\$ 35,605.60</b>	<b>-\$ 111.68</b>	<b>-0.31%</b>	

### Unmetered Scattered Load

<b>Consumption</b>	1,000,000 kWh 3000 kW	<b>Loss Factor 1.0866</b>
--------------------	--------------------------	---------------------------

	2006 BILL			2007 BILL			IMPACT		
	Volume	RATE \$	CHARGE \$	Volume	RATE \$	CHARGE \$	\$	%	% of Total Bill
Monthly Service Charge			\$ 7.28			\$ 7.35	\$ 0.07	0.96%	0.01%
Distribution (kWh)	1,000,000	\$ -	\$ -	1,000,000	\$ -	\$ -	\$ -	0.00%	0.00%
Distribution (kW)	3,000	\$ 0.0175	\$ 52.50	3,000	\$ 0.0177	\$ 53.10	\$ 0.60	1.14%	0.06%
Regulatory Assets (kWh)	1,000,000	\$ -	\$ -	1,000,000	\$ -	\$ -	\$ -	0.00%	0.00%
Regulatory Assets (kW)	3,000	\$ 0.0079	\$ 23.70	3,000	\$ 0.0079	\$ 23.70	\$ -	0.00%	0.03%
<b>Sub-Total</b>			<b>\$ 83.48</b>			<b>\$ 84.15</b>	<b>\$ 0.67</b>	<b>0.80%</b>	<b>0.10%</b>
Other Charges (kWh)	1086600	\$ 0.0132	\$ 14,343.12	1086600	\$ 0.0132	\$ 14,343.12	\$ -	0.00%	17.08%
Other Charges (kW)	3,260	\$ 0.0090	\$ 29.34	3,260	\$ 0.0090	\$ 29.34	\$ -	0.00%	0.03%
Cost of Power Commodity (kWh)	750	\$ 0.0550	\$ 41.25	750	\$ 0.0550	\$ 41.25	\$ -	0.00%	0.05%
Cost of Power Commodity (kWh)	1,085,850	\$ 0.0640	\$ 69,494.40	1,085,850	\$ 0.0640	\$ 69,494.40	\$ -	0.00%	82.74%
<b>Total Bill before Taxes</b>			<b>\$ 83,991.59</b>			<b>\$ 83,992.26</b>	<b>\$ 0.67</b>	<b>0.00%</b>	<b>100%</b>
<b>GST (2006 - 7%, 2007 - 6%)</b>			<b>\$ 5,319.47</b>			<b>\$ 5,039.54</b>	<b>-\$ 279.93</b>	<b>-5.26%</b>	
<b>Total Bill after Taxes</b>			<b>\$ 89,311.06</b>			<b>\$ 89,031.79</b>	<b>-\$ 279.26</b>	<b>-0.31%</b>	

### Unmetered Scattered Load

<b>Consumption</b>	1,500,000 kWh 4000 kW	<b>Loss Factor 1.0866</b>
--------------------	--------------------------	---------------------------

	2006 BILL			2007 BILL			IMPACT		
	Volume	RATE \$	CHARGE \$	Volume	RATE \$	CHARGE \$	\$	%	% of Total Bill

Monthly Service Charge			\$ 7.28			\$ 7.35	\$ 0.07	0.96%	0.01%
Distribution (kWh)	1,500,000	\$ -	\$ -	1,500,000	\$ -	\$ -	\$ -	0.00%	0.00%
Distribution (kW)	4,000	\$ 0.0175	\$ 70.00	4,000	\$ 0.0177	\$ 70.80	\$ 0.80	1.14%	0.06%
Regulatory Assets (kWh)	1,500,000	\$ -	\$ -	1,500,000	\$ -	\$ -	\$ -	0.00%	0.00%
Regulatory Assets (kW)	4,000	\$ 0.0079	\$ 31.60	4,000	\$ 0.0079	\$ 31.60	\$ -	0.00%	0.03%
<b>Sub-Total</b>			<b>\$ 108.88</b>			<b>\$ 109.75</b>	<b>\$ 0.87</b>	<b>0.80%</b>	<b>0.09%</b>
Other Charges (kWh)	1629900	\$ 0.0132	\$ 21,514.68	1629900	\$ 0.0132	\$ 21,514.68	\$ -	0.00%	17.08%
Other Charges (kW)	4,346	\$ 0.0090	\$ 39.12	4,346	\$ 0.0090	\$ 39.12	\$ -	0.00%	0.03%
Cost of Power Commodity (kWh)	750	\$ 0.0550	\$ 41.25	750	\$ 0.0550	\$ 41.25	\$ -	0.00%	0.03%
Cost of Power Commodity (kW)	1,629,150	\$ 0.0640	\$ 104,265.60	1,629,150	\$ 0.0640	\$ 104,265.60	\$ -	0.00%	82.77%
<b>Total Bill before Taxes</b>			<b>\$ 125,969.53</b>			<b>\$ 125,970.40</b>	<b>\$ 0.87</b>	<b>0.00%</b>	<b>100%</b>
<b>GST (2006 - 7%, 2007 - 6%)</b>			<b>\$ 7,978.07</b>			<b>\$ 7,558.22</b>	<b>-\$ 419.85</b>	<b>-5.26%</b>	
<b>Total Bill after Taxes</b>			<b>\$ 133,947.60</b>			<b>\$ 133,528.62</b>	<b>-\$ 418.98</b>	<b>-0.31%</b>	

### Sentinel Lighting

<b>Consumption</b>	15,000 kWh 60 kW	<b>Loss Factor 1.0866</b>
--------------------	---------------------	---------------------------

	2006 BILL			2007 BILL			IMPACT		
	Volume	RATE \$	CHARGE \$	Volume	RATE \$	CHARGE \$	\$	%	% of Total Bill
Monthly Service Charge			\$ 0.71			\$ 0.72	\$ 0.01	1.41%	0.03%
Distribution (kWh)	15,000	\$ -	\$ -	15,000	\$ -	\$ -	\$ -	0.00%	0.00%
Distribution (kW)	60	\$ 3.2621	\$ 195.73	60	\$ 3.2921	\$ 197.53	\$ 1.80	0.92%	9.50%
Regulatory Assets (kWh)	15,000	\$ -	\$ -	15,000	\$ -	\$ -	\$ -	0.00%	0.00%
Regulatory Assets (kW)	60	\$ 7.4173	\$ 445.04	60	\$ 7.4173	\$ 445.04	\$ -	0.00%	21.41%
<b>Sub-Total</b>			<b>\$ 641.47</b>			<b>\$ 643.28</b>	<b>\$ 1.81</b>	<b>0.28%</b>	<b>30.95%</b>
Other Charges (kWh)	16299	\$ 0.0132	\$ 215.15	16299	\$ 0.0132	\$ 215.15	\$ -	0.00%	10.35%
Other Charges (kW)	65	\$ 2.8185	\$ 183.75	65	\$ 2.8185	\$ 183.75	\$ -	0.00%	8.84%
Cost of Power Commodity (kWh)	750	\$ 0.0550	\$ 41.25	750	\$ 0.0550	\$ 41.25	\$ -	0.00%	1.98%
Cost of Power Commodity (kW)	15,549	\$ 0.0640	\$ 995.14	15,549	\$ 0.0640	\$ 995.14	\$ -	0.00%	47.88%
<b>Total Bill before Taxes</b>			<b>\$ 2,076.76</b>			<b>\$ 2,078.57</b>	<b>\$ 1.81</b>	<b>0.09%</b>	<b>100%</b>
<b>GST (2006 - 7%, 2007 - 6%)</b>			<b>\$ 131.53</b>			<b>\$ 124.71</b>	<b>-\$ 6.81</b>	<b>-5.18%</b>	
<b>Total Bill after Taxes</b>			<b>\$ 2,208.29</b>			<b>\$ 2,203.29</b>	<b>-\$ 5.00</b>	<b>-0.23%</b>	

### Sentinel Lighting

<b>Consumption</b>	40,000 kWh 100 kW	<b>Loss Factor 1.0866</b>
--------------------	----------------------	---------------------------

	2006 BILL			2007 BILL			IMPACT		
	Volume	RATE \$	CHARGE \$	Volume	RATE \$	CHARGE \$	\$	%	% of Total Bill
Monthly Service Charge			\$ 0.71			\$ 0.72	\$ 0.01	1.41%	0.02%
Distribution (kWh)	40,000	\$ -	\$ -	40,000	\$ -	\$ -	\$ -	0.00%	0.00%
Distribution (kW)	100	\$ 3.2621	\$ 326.21	100	\$ 3.2921	\$ 329.21	\$ 3.00	0.92%	6.97%
Regulatory Assets (kWh)	40,000	\$ -	\$ -	40,000	\$ -	\$ -	\$ -	0.00%	0.00%
Regulatory Assets (kW)	100	\$ 7.4173	\$ 741.73	100	\$ 7.4173	\$ 741.73	\$ -	0.00%	15.69%
<b>Sub-Total</b>			<b>\$ 1,068.65</b>			<b>\$ 1,071.66</b>	<b>\$ 3.01</b>	<b>0.28%</b>	<b>22.67%</b>
Other Charges (kWh)	43464	\$ 0.0132	\$ 573.72	43464	\$ 0.0132	\$ 573.72	\$ -	0.00%	12.14%
Other Charges (kW)	109	\$ 2.8185	\$ 306.26	109	\$ 2.8185	\$ 306.26	\$ -	0.00%	6.48%
Cost of Power Commodity (kWh)	750	\$ 0.0550	\$ 41.25	750	\$ 0.0550	\$ 41.25	\$ -	0.00%	0.87%
Cost of Power Commodity (kW)	42,714	\$ 0.0640	\$ 2,733.70	42,714	\$ 0.0640	\$ 2,733.70	\$ -	0.00%	57.84%
<b>Total Bill before Taxes</b>			<b>\$ 4,723.58</b>			<b>\$ 4,726.59</b>	<b>\$ 3.01</b>	<b>0.06%</b>	<b>100%</b>
<b>GST (2006 - 7%, 2007 - 6%)</b>			<b>\$ 299.16</b>			<b>\$ 283.60</b>	<b>-\$ 15.56</b>	<b>-5.20%</b>	
<b>Total Bill after Taxes</b>			<b>\$ 5,022.74</b>			<b>\$ 5,010.18</b>	<b>-\$ 12.55</b>	<b>-0.25%</b>	

**Sentinel Lighting**

**Consumption**      100,000 kWh  
500 kW      **Loss Factor 1.0866**

	2006 BILL			2007 BILL			IMPACT		
	Volume	RATE \$	CHARGE \$	Volume	RATE \$	CHARGE \$	\$	%	% of Total Bill
Monthly Service Charge			\$ 0.71			\$ 0.72	\$ 0.01	1.41%	0.00%
Distribution (kWh)	100,000	\$ -	\$ -	100,000	\$ -	\$ -	\$ -	0.00%	0.00%
Distribution (kW)	500	\$ 3.2621	\$ 1,631.05	500	\$ 3.2921	\$ 1,646.05	\$ 15.00	0.92%	10.78%
Regulatory Assets (kWh)	100,000	\$ -	\$ -	100,000	\$ -	\$ -	\$ -	0.00%	0.00%
Regulatory Assets (kW)	500	\$ 7.4173	\$ 3,708.65	500	\$ 7.4173	\$ 3,708.65	\$ -	0.00%	24.29%
<b>Sub-Total</b>			<b>\$ 5,340.41</b>			<b>\$ 5,355.42</b>	<b>\$ 15.01</b>	<b>0.28%</b>	<b>35.07%</b>
Other Charges (kWh)	108660	\$ 0.0132	\$ 1,434.31	108660	\$ 0.0132	\$ 1,434.31	\$ -	0.00%	9.39%
Other Charges (kW)	543	\$ 2.8185	\$ 1,531.29	543	\$ 2.8185	\$ 1,531.29	\$ -	0.00%	10.03%
Cost of Power Commodity (kWh)	750	\$ 0.0550	\$ 41.25	750	\$ 0.0550	\$ 41.25	\$ -	0.00%	0.27%
Cost of Power Commodity (kW)	107,910	\$ 0.0640	\$ 6,906.24	107,910	\$ 0.0640	\$ 6,906.24	\$ -	0.00%	45.23%
<b>Total Bill before Taxes</b>			<b>\$ 15,253.50</b>			<b>\$ 15,268.51</b>	<b>\$ 15.01</b>	<b>0.10%</b>	<b>100%</b>
<b>GST (2006 - 7%, 2007 - 6%)</b>			<b>\$ 966.06</b>			<b>\$ 916.11</b>	<b>-\$ 49.94</b>	<b>-5.17%</b>	
<b>Total Bill after Taxes</b>			<b>\$ 16,219.56</b>			<b>\$ 16,184.62</b>	<b>-\$ 34.93</b>	<b>-0.22%</b>	

**Sentinel Lighting**

**Consumption**      400,000 kWh  
1000 kW      **Loss Factor 1.0866**

	2006 BILL			2007 BILL			IMPACT		
	Volume	RATE \$	CHARGE \$	Volume	RATE \$	CHARGE \$	\$	%	% of Total Bill
Monthly Service Charge			\$ 0.71			\$ 0.72	\$ 0.01	1.41%	0.00%
Distribution (kWh)	400,000	\$ -	\$ -	400,000	\$ -	\$ -	\$ -	0.00%	0.00%
Distribution (kW)	1,000	\$ 3.2621	\$ 3,262.10	1,000	\$ 3.2921	\$ 3,292.10	\$ 30.00	0.92%	6.96%
Regulatory Assets (kWh)	400,000	\$ -	\$ -	400,000	\$ -	\$ -	\$ -	0.00%	0.00%
Regulatory Assets (kW)	1,000	\$ 7.4173	\$ 7,417.30	1,000	\$ 7.4173	\$ 7,417.30	\$ -	0.00%	15.67%
<b>Sub-Total</b>			<b>\$ 10,680.11</b>			<b>\$ 10,710.12</b>	<b>\$ 30.01</b>	<b>0.28%</b>	<b>22.63%</b>
Other Charges (kWh)	434640	\$ 0.0132	\$ 5,737.25	434640	\$ 0.0132	\$ 5,737.25	\$ -	0.00%	12.12%
Other Charges (kW)	1,087	\$ 2.8185	\$ 3,062.58	1,087	\$ 2.8185	\$ 3,062.58	\$ -	0.00%	6.47%
Cost of Power Commodity (kWh)	750	\$ 0.0550	\$ 41.25	750	\$ 0.0550	\$ 41.25	\$ -	0.00%	0.09%
Cost of Power Commodity (kW)	433,890	\$ 0.0640	\$ 27,768.96	433,890	\$ 0.0640	\$ 27,768.96	\$ -	0.00%	58.68%
<b>Total Bill before Taxes</b>			<b>\$ 47,290.15</b>			<b>\$ 47,320.16</b>	<b>\$ 30.01</b>	<b>0.06%</b>	<b>100%</b>
<b>GST (2006 - 7%, 2007 - 6%)</b>			<b>\$ 2,995.04</b>			<b>\$ 2,839.21</b>	<b>-\$ 155.83</b>	<b>-5.20%</b>	
<b>Total Bill after Taxes</b>			<b>\$ 50,285.19</b>			<b>\$ 50,159.37</b>	<b>-\$ 125.82</b>	<b>-0.25%</b>	

**Sentinel Lighting**

**Consumption**      1,000,000 kWh  
3000 kW      **Loss Factor 1.0866**

	2006 BILL			2007 BILL			IMPACT		
	Volume	RATE \$	CHARGE \$	Volume	RATE \$	CHARGE \$	\$	%	% of Total Bill
Monthly Service Charge			\$ 0.71			\$ 0.72	\$ 0.01	1.41%	0.00%
Distribution (kWh)	1,000,000	\$ -	\$ -	1,000,000	\$ -	\$ -	\$ -	0.00%	0.00%
Distribution (kW)	3,000	\$ 3.2621	\$ 9,786.30	3,000	\$ 3.2921	\$ 9,876.30	\$ 90.00	0.92%	7.89%
Regulatory Assets (kWh)	1,000,000	\$ -	\$ -	1,000,000	\$ -	\$ -	\$ -	0.00%	0.00%
Regulatory Assets (kW)	3,000	\$ 7.4173	\$ 22,251.90	3,000	\$ 7.4173	\$ 22,251.90	\$ -	0.00%	17.77%
<b>Sub-Total</b>			<b>\$ 32,038.91</b>			<b>\$ 32,128.92</b>	<b>\$ 90.01</b>	<b>0.28%</b>	<b>25.66%</b>
Other Charges (kWh)	1086600	\$ 0.0132	\$ 14,343.12	1086600	\$ 0.0132	\$ 14,343.12	\$ -	0.00%	11.46%
Other Charges (kW)	3,260	\$ 2.8185	\$ 9,187.75	3,260	\$ 2.8185	\$ 9,187.75	\$ -	0.00%	7.34%

Cost of Power Commodity (kWh)	750	\$ 0.0550	\$ 41.25	750	\$ 0.0550	\$ 41.25	\$ -	0.00%	0.03%
Cost of Power Commodity (kWh)	1,085,850	\$ 0.0640	\$ 69,494.40	1,085,850	\$ 0.0640	\$ 69,494.40	\$ -	0.00%	55.51%
<b>Total Bill before Taxes</b>			<b>\$ 125,105.43</b>			<b>\$ 125,195.44</b>	<b>\$ 90.01</b>	<b>0.07%</b>	<b>100%</b>
<b>GST (2006 - 7%, 2007 - 6%)</b>			<b>\$ 7,923.34</b>			<b>\$ 7,511.73</b>	<b>-\$ 411.62</b>	<b>-5.19%</b>	
<b>Total Bill after Taxes</b>			<b>\$ 133,028.77</b>			<b>\$ 132,707.16</b>	<b>-\$ 321.61</b>	<b>-0.24%</b>	

### Sentinel Lighting

<b>Consumption</b>	1,500,000 kWh 4000 kW	<b>Loss Factor 1.0866</b>
--------------------	--------------------------	---------------------------

	2006 BILL			2007 BILL			IMPACT		
	Volume	RATE \$	CHARGE \$	Volume	RATE \$	CHARGE \$	\$	%	% of Total Bill
Monthly Service Charge			\$ 0.71			\$ 0.72	\$ 0.01	1.41%	0.00%
Distribution (kWh)	1,500,000	\$ -	\$ -	1,500,000	\$ -	\$ -	\$ -	0.00%	0.00%
Distribution (kW)	4,000	\$ 3.2621	\$ 13,048.40	4,000	\$ 3.2921	\$ 13,168.40	\$ 120.00	0.92%	7.28%
Regulatory Assets (kWh)	1,500,000	\$ -	\$ -	1,500,000	\$ -	\$ -	\$ -	0.00%	0.00%
Regulatory Assets (kW)	4,000	\$ 7.4173	\$ 29,669.20	4,000	\$ 7.4173	\$ 29,669.20	\$ -	0.00%	16.40%
<b>Sub-Total</b>			<b>\$ 42,718.31</b>			<b>\$ 42,838.32</b>	<b>\$ 120.01</b>	<b>0.28%</b>	<b>23.68%</b>
Other Charges (kWh)	1629900	\$ 0.0132	\$ 21,514.68	1629900	\$ 0.0132	\$ 21,514.68	\$ -	0.00%	11.89%
Other Charges (kW)	4,346	\$ 2.8185	\$ 12,250.33	4,346	\$ 2.8185	\$ 12,250.33	\$ -	0.00%	6.77%
Cost of Power Commodity (kWh)	750	\$ 0.0550	\$ 41.25	750	\$ 0.0550	\$ 41.25	\$ -	0.00%	0.02%
Cost of Power Commodity (kWh)	1,629,150	\$ 0.0640	\$ 104,265.60	1,629,150	\$ 0.0640	\$ 104,265.60	\$ -	0.00%	57.63%
<b>Total Bill before Taxes</b>			<b>\$ 180,790.17</b>			<b>\$ 180,910.18</b>	<b>\$ 120.01</b>	<b>0.07%</b>	<b>100%</b>
<b>GST (2006 - 7%, 2007 - 6%)</b>			<b>\$ 11,450.04</b>			<b>\$ 10,854.61</b>	<b>-\$ 595.43</b>	<b>-5.20%</b>	
<b>Total Bill after Taxes</b>			<b>\$ 192,240.21</b>			<b>\$ 191,764.79</b>	<b>-\$ 475.42</b>	<b>-0.25%</b>	

### Street Lighting

<b>Consumption</b>	100,000 kWh 500 kW	<b>Loss Factor 1.0866</b>
--------------------	-----------------------	---------------------------

	2006 BILL			2007 BILL			IMPACT		
	Volume	RATE \$	CHARGE \$	Volume	RATE \$	CHARGE \$	\$	%	% of Total Bill
Monthly Service Charge			\$ 0.68			\$ 0.69	\$ 0.01	1.47%	0.01%
Distribution (kWh)	100,000	\$ -	\$ -	100,000	\$ -	\$ -	\$ -	0.00%	0.00%
Distribution (kW)	500	\$ 3.7369	\$ 1,868.45	500	\$ 3.7713	\$ 1,885.65	\$ 17.20	0.92%	15.31%
Regulatory Assets (kWh)	100,000	\$ -	\$ -	100,000	\$ -	\$ -	\$ -	0.00%	0.00%
Regulatory Assets (kW)	500	\$ 1.0734	\$ 536.70	500	\$ 1.0734	\$ 536.70	\$ -	0.00%	4.36%
<b>Sub-Total</b>			<b>\$ 2,405.83</b>			<b>\$ 2,423.04</b>	<b>\$ 17.21</b>	<b>0.72%</b>	<b>19.67%</b>
Other Charges (kWh)	108660	\$ 0.0132	\$ 1,434.31	108660	\$ 0.0132	\$ 1,434.31	\$ -	0.00%	11.64%
Other Charges (kW)	543	\$ 2.7839	\$ 1,512.49	543	\$ 2.7839	\$ 1,512.49	\$ -	0.00%	12.28%
Cost of Power Commodity (kWh)	750	\$ 0.0550	\$ 41.25	750	\$ 0.0550	\$ 41.25	\$ -	0.00%	0.33%
Cost of Power Commodity (kWh)	107,910	\$ 0.0640	\$ 6,906.24	107,910	\$ 0.0640	\$ 6,906.24	\$ -	0.00%	56.07%
<b>Total Bill before Taxes</b>			<b>\$ 12,300.12</b>			<b>\$ 12,317.33</b>	<b>\$ 17.21</b>	<b>0.14%</b>	<b>100%</b>
<b>GST (2006 - 7%, 2007 - 6%)</b>			<b>\$ 779.01</b>			<b>\$ 739.04</b>	<b>-\$ 39.97</b>	<b>-5.13%</b>	
<b>Total Bill after Taxes</b>			<b>\$ 13,079.13</b>			<b>\$ 13,056.37</b>	<b>-\$ 22.76</b>	<b>-0.17%</b>	

### Street Lighting

<b>Consumption</b>	400,000 kWh 1000 kW	<b>Loss Factor 1.0866</b>
--------------------	------------------------	---------------------------

	2006 BILL			2007 BILL			IMPACT		
	Volume	RATE \$	CHARGE \$	Volume	RATE \$	CHARGE \$	\$	%	% of Total Bill



Monthly Service Charge			\$ 0.68			\$ 0.69	\$ 0.01	1.47%	0.00%
Distribution (kWh)	400,000	\$ -	\$ -	400,000	\$ -	\$ -	\$ -	0.00%	0.00%
Distribution (kW)	1,000	\$ 3.7369	\$ 3,736.90	1,000	\$ 3.7713	\$ 3,771.30	\$ 34.40	0.92%	9.11%
Regulatory Assets (kWh)	400,000	\$ -	\$ -	400,000	\$ -	\$ -	\$ -	0.00%	0.00%
Regulatory Assets (kW)	1,000	\$ 1.0734	\$ 1,073.40	1,000	\$ 1.0734	\$ 1,073.40	\$ -	0.00%	2.59%
<b>Sub-Total</b>			<b>\$ 4,810.98</b>			<b>\$ 4,845.39</b>	<b>\$ 34.41</b>	<b>0.72%</b>	<b>11.70%</b>
Other Charges (kWh)	434640	\$ 0.0132	\$ 5,737.25	434640	\$ 0.0132	\$ 5,737.25	\$ -	0.00%	13.85%
Other Charges (kW)	1,087	\$ 2.7839	\$ 3,024.99	1,087	\$ 2.7839	\$ 3,024.99	\$ -	0.00%	7.30%
Cost of Power Commodity (kWh)	750	\$ 0.0550	\$ 41.25	750	\$ 0.0550	\$ 41.25	\$ -	0.00%	0.10%
Cost of Power Commodity (kW)	433,890	\$ 0.0640	\$ 27,768.96	433,890	\$ 0.0640	\$ 27,768.96	\$ -	0.00%	67.05%
<b>Total Bill before Taxes</b>			<b>\$ 41,383.42</b>			<b>\$ 41,417.83</b>	<b>\$ 34.41</b>	<b>0.08%</b>	<b>100%</b>
<b>GST (2006 - 7%, 2007 - 6%)</b>			<b>\$ 2,620.95</b>			<b>\$ 2,485.07</b>	<b>-\$ 135.88</b>	<b>-5.18%</b>	
<b>Total Bill after Taxes</b>			<b>\$ 44,004.37</b>			<b>\$ 43,902.90</b>	<b>-\$ 101.47</b>	<b>-0.23%</b>	

### Street Lighting

<b>Consumption</b>	1,000,000 kWh 3000 kW	<b>Loss Factor 1.0866</b>
--------------------	--------------------------	---------------------------

	2006 BILL			2007 BILL			IMPACT		
	Volume	RATE \$	CHARGE \$	Volume	RATE \$	CHARGE \$	\$	%	% of Total Bill
Monthly Service Charge			\$ 0.68			\$ 0.69	\$ 0.01	1.47%	0.00%
Distribution (kWh)	1,000,000	\$ -	\$ -	1,000,000	\$ -	\$ -	\$ -	0.00%	0.00%
Distribution (kW)	3,000	\$ 3.7369	\$ 11,210.70	3,000	\$ 3.7713	\$ 11,313.90	\$ 103.20	0.92%	10.53%
Regulatory Assets (kWh)	1,000,000	\$ -	\$ -	1,000,000	\$ -	\$ -	\$ -	0.00%	0.00%
Regulatory Assets (kW)	3,000	\$ 1.0734	\$ 3,220.20	3,000	\$ 1.0734	\$ 3,220.20	\$ -	0.00%	3.00%
<b>Sub-Total</b>			<b>\$ 14,431.58</b>			<b>\$ 14,534.79</b>	<b>\$ 103.21</b>	<b>0.72%</b>	<b>13.52%</b>
Other Charges (kWh)	1086600	\$ 0.0132	\$ 14,343.12	1086600	\$ 0.0132	\$ 14,343.12	\$ -	0.00%	13.34%
Other Charges (kW)	3,260	\$ 2.7839	\$ 9,074.96	3,260	\$ 2.7839	\$ 9,074.96	\$ -	0.00%	8.44%
Cost of Power Commodity (kWh)	750	\$ 0.0550	\$ 41.25	750	\$ 0.0550	\$ 41.25	\$ -	0.00%	0.04%
Cost of Power Commodity (kW)	1,085,850	\$ 0.0640	\$ 69,494.40	1,085,850	\$ 0.0640	\$ 69,494.40	\$ -	0.00%	64.65%
<b>Total Bill before Taxes</b>			<b>\$ 107,385.31</b>			<b>\$ 107,488.52</b>	<b>\$ 103.21</b>	<b>0.10%</b>	<b>100%</b>
<b>GST (2006 - 7%, 2007 - 6%)</b>			<b>\$ 6,801.07</b>			<b>\$ 6,449.31</b>	<b>-\$ 351.76</b>	<b>-5.17%</b>	
<b>Total Bill after Taxes</b>			<b>\$ 114,186.38</b>			<b>\$ 113,937.83</b>	<b>-\$ 248.55</b>	<b>-0.22%</b>	

### Street Lighting

<b>Consumption</b>	1,500,000 kWh 4000 kW	<b>Loss Factor 1.0866</b>
--------------------	--------------------------	---------------------------

	2006 BILL			2007 BILL			IMPACT		
	Volume	RATE \$	CHARGE \$	Volume	RATE \$	CHARGE \$	\$	%	% of Total Bill
Monthly Service Charge			\$ 0.68			\$ 0.69	\$ 0.01	1.47%	0.00%
Distribution (kWh)	1,500,000	\$ -	\$ -	1,500,000	\$ -	\$ -	\$ -	0.00%	0.00%
Distribution (kW)	4,000	\$ 3.7369	\$ 14,947.60	4,000	\$ 3.7713	\$ 15,085.20	\$ 137.60	0.92%	9.59%
Regulatory Assets (kWh)	1,500,000	\$ -	\$ -	1,500,000	\$ -	\$ -	\$ -	0.00%	0.00%
Regulatory Assets (kW)	4,000	\$ 1.0734	\$ 4,293.60	4,000	\$ 1.0734	\$ 4,293.60	\$ -	0.00%	2.73%
<b>Sub-Total</b>			<b>\$ 19,241.88</b>			<b>\$ 19,379.49</b>	<b>\$ 137.61</b>	<b>0.72%</b>	<b>12.32%</b>
Other Charges (kWh)	1629900	\$ 0.0132	\$ 21,514.68	1629900	\$ 0.0132	\$ 21,514.68	\$ -	0.00%	13.68%
Other Charges (kW)	4,346	\$ 2.7839	\$ 12,099.94	4,346	\$ 2.7839	\$ 12,099.94	\$ -	0.00%	7.69%
Cost of Power Commodity (kWh)	750	\$ 0.0550	\$ 41.25	750	\$ 0.0550	\$ 41.25	\$ -	0.00%	0.03%
Cost of Power Commodity (kW)	1,629,150	\$ 0.0640	\$ 104,265.60	1,629,150	\$ 0.0640	\$ 104,265.60	\$ -	0.00%	66.28%
<b>Total Bill before Taxes</b>			<b>\$ 157,163.35</b>			<b>\$ 157,300.96</b>	<b>\$ 137.61</b>	<b>0.09%</b>	<b>100%</b>
<b>GST (2006 - 7%, 2007 - 6%)</b>			<b>\$ 9,953.68</b>			<b>\$ 9,438.06</b>	<b>-\$ 515.62</b>	<b>-5.18%</b>	
<b>Total Bill after Taxes</b>			<b>\$ 167,117.03</b>			<b>\$ 166,739.02</b>	<b>-\$ 378.01</b>	<b>-0.23%</b>	



## 2007 INCENTIVE RATE MECHANISM ADJUSTMENT MODEL

Tay Hydro Electric Distribution Company Inc.

EB-2007-0578, EB-2005-0417

Monday, February 05, 2007

### Sheet 13 - Bill Impact - Nov 1 to April 30

Regulated Price Plan	2006	2006	2007	2007
<b>Residential</b>	Threshold	\$ / kWh	Threshold	\$ / kWh
less than or equal to	800	\$ 0.058	800	\$ 0.055
greater than	> 800	\$ 0.067	> 800	\$ 0.064

Regulated Price Plan	2006	2006	2007	2007
<b>Non-Residential</b>	Threshold	\$ / kWh	Threshold	\$ / kWh
less than or equal to	750	\$ 0.058	750	\$ 0.055
greater than	> 750	\$ 0.067	> 750	\$ 0.064

### Residential

<b>Consumption</b>	100 kWh 0 kW	<b>Loss Factor 1.0866</b>
--------------------	-----------------	---------------------------

	2006 BILL			2007 BILL			IMPACT		
	Volume	RATE \$	CHARGE \$	Volume	RATE \$	CHARGE \$	\$	%	% of Total Bill
Monthly Service Charge			\$ 14.74			\$ 14.87	\$ 0.13	0.88%	59.23%
Distribution (kWh)	100	\$ 0.0115	\$ 1.15	100	\$ 0.0116	\$ 1.16	\$ 0.0100	0.87%	4.62%
Distribution (kW)	0	\$ -	\$ -	0	\$ -	\$ -	\$ -	0.00%	0.00%
Regulatory Assets (kWh)	100	\$ 0.0058	\$ 0.58	100	\$ 0.0058	\$ 0.58	\$ -	0.00%	2.31%
Regulatory Assets (kW)	0	\$ -	\$ -	0	\$ -	\$ -	\$ -	0.00%	0.00%
<b>Sub-Total</b>			<b>\$ 16.47</b>			<b>\$ 16.61</b>	<b>\$ 0.14</b>	<b>0.85%</b>	<b>66.16%</b>
Other Charges (kWh)	109	\$ 0.0232	\$ 2.52	109	\$ 0.0232	\$ 2.52	\$ -	0.00%	10.04%
Other Charges (kW)	0	\$ -	\$ -	0	\$ -	\$ -	\$ -	0.00%	0.00%
Cost of Power Commodity (kWh)	109	\$ 0.0580	\$ 6.30	109	\$ 0.0550	\$ 5.98	-\$ 0.33	-5.17%	23.80%
Cost of Power Commodity (kW)	0	\$ 0.0670	\$ -	0	\$ 0.0640	\$ -	\$ -	0.00%	0.00%
<b>Total Bill before Taxes</b>			<b>\$ 25.29</b>			<b>\$ 25.11</b>	<b>-\$ 0.19</b>	<b>-0.74%</b>	<b>100%</b>
<b>GST (2006 - 7%, 2007 - 6%)</b>			<b>\$ 1.60</b>			<b>\$ 1.51</b>	<b>-\$ 0.10</b>	<b>-5.96%</b>	
<b>Total Bill after Taxes</b>			<b>\$ 26.90</b>			<b>\$ 26.61</b>	<b>-\$ 0.28</b>	<b>-1.05%</b>	

### Residential

<b>Consumption</b>	250 kWh 0 kW	<b>Loss Factor 1.0866</b>
--------------------	-----------------	---------------------------

	2006 BILL			2007 BILL			IMPACT		
	Volume	RATE \$	CHARGE \$	Volume	RATE \$	CHARGE \$	\$	%	% of Total Bill
Monthly Service Charge			\$ 14.74			\$ 14.87	\$ 0.13	0.88%	36.75%
Distribution (kWh)	250	\$ 0.0115	\$ 2.88	250	\$ 0.0116	\$ 2.90	\$ 0.0250	0.87%	7.17%
Distribution (kW)	0	\$ -	\$ -	0	\$ -	\$ -	\$ -	0.00%	0.00%
Regulatory Assets (kWh)	250	\$ 0.0058	\$ 1.45	250	\$ 0.0058	\$ 1.45	\$ -	0.00%	3.58%
Regulatory Assets (kW)	0	\$ -	\$ -	0	\$ -	\$ -	\$ -	0.00%	0.00%
<b>Sub-Total</b>			<b>\$ 19.07</b>			<b>\$ 19.22</b>	<b>\$ 0.15</b>	<b>0.81%</b>	<b>47.50%</b>
Other Charges (kWh)	272	\$ 0.0232	\$ 6.30	272	\$ 0.0232	\$ 6.30	\$ -	0.00%	15.58%
Other Charges (kW)	0	\$ -	\$ -	0	\$ -	\$ -	\$ -	0.00%	0.00%
Cost of Power Commodity (kWh)	272	\$ 0.0580	\$ 15.76	272	\$ 0.0550	\$ 14.94	-\$ 0.81	-5.17%	36.92%
Cost of Power Commodity (kW)	0	\$ 0.0670	\$ -	0	\$ 0.0640	\$ -	\$ -	0.00%	0.00%
<b>Total Bill before Taxes</b>			<b>\$ 41.12</b>			<b>\$ 40.46</b>	<b>-\$ 0.66</b>	<b>-1.60%</b>	<b>100%</b>
<b>GST (2006 - 7%, 2007 - 6%)</b>			<b>\$ 2.60</b>			<b>\$ 2.43</b>	<b>-\$ 0.18</b>	<b>-6.78%</b>	
<b>Total Bill after Taxes</b>			<b>\$ 43.73</b>			<b>\$ 42.89</b>	<b>-\$ 0.84</b>	<b>-1.91%</b>	

**Residential**

<b>Consumption</b>	500 kWh 0 kW	<b>Loss Factor 1.0866</b>
--------------------	-----------------	---------------------------

	2006 BILL			2007 BILL			IMPACT		
	Volume	RATE \$	CHARGE \$	Volume	RATE \$	CHARGE \$	\$	%	% of Total Bill
Monthly Service Charge			\$ 14.74			\$ 14.87	\$ 0.13	0.88%	22.51%
Distribution (kWh)	500	\$ 0.0115	\$ 5.75	500	\$ 0.0116	\$ 5.80	\$ 0.0500	0.87%	8.78%
Distribution (kW)	0	\$ -	\$ -	0	\$ -	\$ -	\$ -	0.00%	0.00%
Regulatory Assets (kWh)	500	\$ 0.0058	\$ 2.90	500	\$ 0.0058	\$ 2.90	\$ -	0.00%	4.39%
Regulatory Assets (kW)	0	\$ -	\$ -	0	\$ -	\$ -	\$ -	0.00%	0.00%
<b>Sub-Total</b>			<b>\$ 23.39</b>			<b>\$ 23.57</b>	<b>\$ 0.18</b>	<b>0.77%</b>	<b>35.68%</b>
Other Charges (kWh)	543	\$ 0.0232	\$ 12.60	543	\$ 0.0232	\$ 12.60	\$ -	0.00%	19.08%
Other Charges (kW)	0	\$ -	\$ -	0	\$ -	\$ -	\$ -	0.00%	0.00%
Cost of Power Commodity (kWh)	543	\$ 0.0580	\$ 31.51	543	\$ 0.0550	\$ 29.88	-\$ 1.63	-5.17%	45.24%
Cost of Power Commodity (kW)	0	\$ 0.0670	\$ -	0	\$ 0.0640	\$ -	\$ -	0.00%	0.00%
<b>Total Bill before Taxes</b>			<b>\$ 67.51</b>			<b>\$ 66.06</b>	<b>-\$ 1.45</b>	<b>-2.15%</b>	<b>100%</b>
<b>GST (2006 - 7%, 2007 - 6%)</b>			<b>\$ 4.28</b>			<b>\$ 3.96</b>	<b>-\$ 0.31</b>	<b>-7.30%</b>	
<b>Total Bill after Taxes</b>			<b>\$ 71.78</b>			<b>\$ 70.02</b>	<b>-\$ 1.76</b>	<b>-2.45%</b>	

**Residential**

<b>Consumption</b>	750 kWh 0 kW	<b>Loss Factor 1.0866</b>
--------------------	-----------------	---------------------------

	2006 BILL			2007 BILL			IMPACT		
	Volume	RATE \$	CHARGE \$	Volume	RATE \$	CHARGE \$	\$	%	% of Total Bill
Monthly Service Charge			\$ 14.74			\$ 14.87	\$ 0.13	0.88%	16.22%
Distribution (kWh)	750	\$ 0.0115	\$ 8.63	750	\$ 0.0116	\$ 8.70	\$ 0.0750	0.87%	9.49%
Distribution (kW)	0	\$ -	\$ -	0	\$ -	\$ -	\$ -	0.00%	0.00%
Regulatory Assets (kWh)	750	\$ 0.0058	\$ 4.35	750	\$ 0.0058	\$ 4.35	\$ -	0.00%	4.75%
Regulatory Assets (kW)	0	\$ -	\$ -	0	\$ -	\$ -	\$ -	0.00%	0.00%
<b>Sub-Total</b>			<b>\$ 27.72</b>			<b>\$ 27.92</b>	<b>\$ 0.20</b>	<b>0.74%</b>	<b>30.46%</b>
Other Charges (kWh)	815	\$ 0.0232	\$ 18.91	815	\$ 0.0232	\$ 18.91	\$ -	0.00%	20.63%
Other Charges (kW)	0	\$ -	\$ -	0	\$ -	\$ -	\$ -	0.00%	0.00%
Cost of Power Commodity (kWh)	815	\$ 0.0580	\$ 47.27	815	\$ 0.0550	\$ 44.82	-\$ 2.44	-5.17%	48.91%
Cost of Power Commodity (kW)	0	\$ 0.0670	\$ -	0	\$ 0.0640	\$ -	\$ -	0.00%	0.00%
<b>Total Bill before Taxes</b>			<b>\$ 93.89</b>			<b>\$ 91.65</b>	<b>-\$ 2.24</b>	<b>-2.39%</b>	<b>100%</b>
<b>GST (2006 - 7%, 2007 - 6%)</b>			<b>\$ 5.95</b>			<b>\$ 5.50</b>	<b>-\$ 0.45</b>	<b>-7.52%</b>	
<b>Total Bill after Taxes</b>			<b>\$ 99.84</b>			<b>\$ 97.15</b>	<b>-\$ 2.69</b>	<b>-2.69%</b>	

**Residential**

<b>Consumption</b>	1,000 kWh 0 kW	<b>Loss Factor 1.0866</b>
--------------------	-------------------	---------------------------

	2006 BILL			2007 BILL			IMPACT		
	Volume	RATE \$	CHARGE \$	Volume	RATE \$	CHARGE \$	\$	%	% of Total Bill
Monthly Service Charge			\$ 14.74			\$ 14.87	\$ 0.13	0.88%	12.41%
Distribution (kWh)	1,000	\$ 0.0115	\$ 11.50	1,000	\$ 0.0116	\$ 11.60	\$ 0.1000	0.87%	9.68%
Distribution (kW)	0	\$ -	\$ -	0	\$ -	\$ -	\$ -	0.00%	0.00%
Regulatory Assets (kWh)	1,000	\$ 0.0058	\$ 5.80	1,000	\$ 0.0058	\$ 5.80	\$ -	0.00%	4.84%
Regulatory Assets (kW)	0	\$ -	\$ -	0	\$ -	\$ -	\$ -	0.00%	0.00%
<b>Sub-Total</b>			<b>\$ 32.04</b>			<b>\$ 32.27</b>	<b>\$ 0.23</b>	<b>0.72%</b>	<b>26.93%</b>
Other Charges (kWh)	1087	\$ 0.0232	\$ 25.21	1087	\$ 0.0232	\$ 25.21	\$ -	0.00%	21.04%
Other Charges (kW)	0	\$ -	\$ -	0	\$ -	\$ -	\$ -	0.00%	0.00%

Cost of Power Commodity (kWh)	800	\$ 0.0580	\$ 46.40	800	\$ 0.0550	\$ 44.00	-\$ 2.40	-5.17%	36.72%
Cost of Power Commodity (kWh)	287	\$ 0.0670	\$ 19.20	287	\$ 0.0640	\$ 18.34	-\$ 0.86	-4.48%	15.31%
<b>Total Bill before Taxes</b>			<b>\$ 122.85</b>			<b>\$ 119.82</b>	<b>-\$ 3.03</b>	<b>-2.47%</b>	<b>100%</b>
<b>GST (2006 - 7%, 2007 - 6%)</b>			<b>\$ 7.78</b>			<b>\$ 7.19</b>	<b>-\$ 0.59</b>	<b>-7.60%</b>	
<b>Total Bill after Taxes</b>			<b>\$ 130.63</b>			<b>\$ 127.01</b>	<b>-\$ 3.62</b>	<b>-2.77%</b>	

**Residential**

<b>Consumption</b>	1,500 kWh 0 kW	<b>Loss Factor 1.0866</b>
--------------------	-------------------	---------------------------

	2006 BILL			2007 BILL			IMPACT		
	Volume	RATE \$	CHARGE \$	Volume	RATE \$	CHARGE \$	\$	%	% of Total Bill
Monthly Service Charge			\$ 14.74			\$ 14.87	\$ 0.13	0.88%	8.45%
Distribution (kWh)	1,500	\$ 0.0115	\$ 17.25	1,500	\$ 0.0116	\$ 17.40	\$ 0.1500	0.87%	9.89%
Distribution (kW)	0	\$ -	\$ -	0	\$ -	\$ -	\$ -	0.00%	0.00%
Regulatory Assets (kWh)	1,500	\$ 0.0058	\$ 8.70	1,500	\$ 0.0058	\$ 8.70	\$ -	0.00%	4.95%
Regulatory Assets (kW)	0	\$ -	\$ -	0	\$ -	\$ -	\$ -	0.00%	0.00%
<b>Sub-Total</b>			<b>\$ 40.69</b>			<b>\$ 40.97</b>	<b>\$ 0.28</b>	<b>0.69%</b>	<b>23.29%</b>
Other Charges (kWh)	1630	\$ 0.0232	\$ 37.81	1630	\$ 0.0232	\$ 37.81	\$ -	0.00%	21.50%
Other Charges (kW)	0	\$ -	\$ -	0	\$ -	\$ -	\$ -	0.00%	0.00%
Cost of Power Commodity (kWh)	800	\$ 0.0580	\$ 46.40	800	\$ 0.0550	\$ 44.00	-\$ 2.40	-5.17%	25.01%
Cost of Power Commodity (kW)	830	\$ 0.0670	\$ 55.60	830	\$ 0.0640	\$ 53.11	-\$ 2.49	-4.48%	30.20%
<b>Total Bill before Taxes</b>			<b>\$ 180.51</b>			<b>\$ 175.90</b>	<b>-\$ 4.61</b>	<b>-2.55%</b>	<b>100%</b>
<b>GST (2006 - 7%, 2007 - 6%)</b>			<b>\$ 11.43</b>			<b>\$ 10.55</b>	<b>-\$ 0.88</b>	<b>-7.68%</b>	
<b>Total Bill after Taxes</b>			<b>\$ 191.94</b>			<b>\$ 186.45</b>	<b>-\$ 5.49</b>	<b>-2.86%</b>	

**Residential**

<b>Consumption</b>	2,000 kWh 0 kW	<b>Loss Factor 1.0866</b>
--------------------	-------------------	---------------------------

	2006 BILL			2007 BILL			IMPACT		
	Volume	RATE \$	CHARGE \$	Volume	RATE \$	CHARGE \$	\$	%	% of Total Bill
Monthly Service Charge			\$ 14.74			\$ 14.87	\$ 0.13	0.88%	6.41%
Distribution (kWh)	2,000	\$ 0.0115	\$ 23.00	2,000	\$ 0.0116	\$ 23.20	\$ 0.2000	0.87%	10.00%
Distribution (kW)	0	\$ -	\$ -	0	\$ -	\$ -	\$ -	0.00%	0.00%
Regulatory Assets (kWh)	2,000	\$ 0.0058	\$ 11.60	2,000	\$ 0.0058	\$ 11.60	\$ -	0.00%	5.00%
Regulatory Assets (kW)	0	\$ -	\$ -	0	\$ -	\$ -	\$ -	0.00%	0.00%
<b>Sub-Total</b>			<b>\$ 49.34</b>			<b>\$ 49.67</b>	<b>\$ 0.33</b>	<b>0.67%</b>	<b>21.41%</b>
Other Charges (kWh)	2173	\$ 0.0232	\$ 50.42	2173	\$ 0.0232	\$ 50.42	\$ -	0.00%	21.73%
Other Charges (kW)	0	\$ -	\$ -	0	\$ -	\$ -	\$ -	0.00%	0.00%
Cost of Power Commodity (kWh)	800	\$ 0.0580	\$ 46.40	800	\$ 0.0550	\$ 44.00	-\$ 2.40	-5.17%	18.97%
Cost of Power Commodity (kW)	1,373	\$ 0.0670	\$ 92.00	1,373	\$ 0.0640	\$ 87.88	-\$ 4.12	-4.48%	37.89%
<b>Total Bill before Taxes</b>			<b>\$ 238.16</b>			<b>\$ 231.97</b>	<b>-\$ 6.19</b>	<b>-2.60%</b>	<b>100%</b>
<b>GST (2006 - 7%, 2007 - 6%)</b>			<b>\$ 15.08</b>			<b>\$ 13.92</b>	<b>-\$ 1.17</b>	<b>-7.73%</b>	
<b>Total Bill after Taxes</b>			<b>\$ 253.25</b>			<b>\$ 245.89</b>	<b>-\$ 7.35</b>	<b>-2.90%</b>	

**General Service Less Than 50 kW**

<b>Consumption</b>	1,000 kWh 0 kW	<b>Loss Factor 1.0866</b>
--------------------	-------------------	---------------------------

	2006 BILL			2007 BILL			IMPACT		
	Volume	RATE \$	CHARGE \$	Volume	RATE \$	CHARGE \$	\$	%	% of Total Bill

Monthly Service Charge			\$ 14.87			\$ 15.00	\$ 0.13	0.87%	12.14%
Distribution (kWh)	1,000	\$ 0.0175	\$ 17.50	1,000	\$ 0.0177	\$ 17.70	\$ 0.2000	1.14%	14.33%
Distribution (kW)	0	\$ -	\$ -	0	\$ -	\$ -	\$ -	0.00%	0.00%
Regulatory Assets (kWh)	1,000	\$ 0.0039	\$ 3.90	1,000	\$ 0.0039	\$ 3.90	\$ -	0.00%	3.16%
Regulatory Assets (kW)	0	\$ -	\$ -	0	\$ -	\$ -	\$ -	0.00%	0.00%
<b>Sub-Total</b>			<b>\$ 36.27</b>			<b>\$ 36.60</b>	<b>\$ 0.33</b>	<b>0.91%</b>	<b>29.63%</b>
Other Charges (kWh)	1087	\$ 0.0222	\$ 24.12	1087	\$ 0.0222	\$ 24.12	\$ -	0.00%	19.53%
Other Charges (kW)	0	\$ -	\$ -	0	\$ -	\$ -	\$ -	0.00%	0.00%
Cost of Power Commodity (kWh)	750	\$ 0.0580	\$ 43.50	750	\$ 0.0550	\$ 41.25	-\$ 2.25	-5.17%	33.40%
Cost of Power Commodity (kW)	337	\$ 0.0670	\$ 22.55	337	\$ 0.0640	\$ 21.54	-\$ 1.01	-4.48%	17.44%
<b>Total Bill before Taxes</b>			<b>\$ 126.44</b>			<b>\$ 123.51</b>	<b>-\$ 2.93</b>	<b>-2.32%</b>	<b>100%</b>
<b>GST (2006 - 7%, 2007 - 6%)</b>			<b>\$ 8.01</b>			<b>\$ 7.41</b>	<b>-\$ 0.60</b>	<b>-7.46%</b>	
<b>Total Bill after Taxes</b>			<b>\$ 134.45</b>			<b>\$ 130.93</b>	<b>-\$ 3.53</b>	<b>-2.62%</b>	

### General Service Less Than 50 kW

<b>Consumption</b>	2,000 kWh 0 kW	<b>Loss Factor 1.0866</b>
--------------------	-------------------	---------------------------

	2006 BILL			2007 BILL			IMPACT		
	Volume	RATE \$	CHARGE \$	Volume	RATE \$	CHARGE \$	\$	%	% of Total Bill
Monthly Service Charge			\$ 14.87			\$ 15.00	\$ 0.13	0.87%	6.28%
Distribution (kWh)	2,000	\$ 0.0175	\$ 35.00	2,000	\$ 0.0177	\$ 35.40	\$ 0.4000	1.14%	14.83%
Distribution (kW)	0	\$ -	\$ -	0	\$ -	\$ -	\$ -	0.00%	0.00%
Regulatory Assets (kWh)	2,000	\$ 0.0039	\$ 7.80	2,000	\$ 0.0039	\$ 7.80	\$ -	0.00%	3.27%
Regulatory Assets (kW)	0	\$ -	\$ -	0	\$ -	\$ -	\$ -	0.00%	0.00%
<b>Sub-Total</b>			<b>\$ 57.67</b>			<b>\$ 58.20</b>	<b>\$ 0.53</b>	<b>0.92%</b>	<b>24.37%</b>
Other Charges (kWh)	2173	\$ 0.0222	\$ 48.25	2173	\$ 0.0222	\$ 48.25	\$ -	0.00%	20.20%
Other Charges (kW)	0	\$ -	\$ -	0	\$ -	\$ -	\$ -	0.00%	0.00%
Cost of Power Commodity (kWh)	750	\$ 0.0580	\$ 43.50	750	\$ 0.0550	\$ 41.25	-\$ 2.25	-5.17%	17.28%
Cost of Power Commodity (kW)	1,423	\$ 0.0670	\$ 95.35	1,423	\$ 0.0640	\$ 91.08	-\$ 4.27	-4.48%	38.15%
<b>Total Bill before Taxes</b>			<b>\$ 244.77</b>			<b>\$ 238.78</b>	<b>-\$ 5.99</b>	<b>-2.45%</b>	<b>100%</b>
<b>GST (2006 - 7%, 2007 - 6%)</b>			<b>\$ 15.50</b>			<b>\$ 14.33</b>	<b>-\$ 1.18</b>	<b>-7.58%</b>	
<b>Total Bill after Taxes</b>			<b>\$ 260.27</b>			<b>\$ 253.11</b>	<b>-\$ 7.16</b>	<b>-2.75%</b>	

### General Service Less Than 50 kW

<b>Consumption</b>	5,000 kWh 0 kW	<b>Loss Factor 1.0866</b>
--------------------	-------------------	---------------------------

	2006 BILL			2007 BILL			IMPACT		
	Volume	RATE \$	CHARGE \$	Volume	RATE \$	CHARGE \$	\$	%	% of Total Bill
Monthly Service Charge			\$ 14.87			\$ 15.00	\$ 0.13	0.87%	2.57%
Distribution (kWh)	5,000	\$ 0.0175	\$ 87.50	5,000	\$ 0.0177	\$ 88.50	\$ 1.0000	1.14%	15.14%
Distribution (kW)	0	\$ -	\$ -	0	\$ -	\$ -	\$ -	0.00%	0.00%
Regulatory Assets (kWh)	5,000	\$ 0.0039	\$ 19.50	5,000	\$ 0.0039	\$ 19.50	\$ -	0.00%	3.34%
Regulatory Assets (kW)	0	\$ -	\$ -	0	\$ -	\$ -	\$ -	0.00%	0.00%
<b>Sub-Total</b>			<b>\$ 121.87</b>			<b>\$ 123.00</b>	<b>\$ 1.13</b>	<b>0.93%</b>	<b>21.04%</b>
Other Charges (kWh)	5433	\$ 0.0222	\$ 120.61	5433	\$ 0.0222	\$ 120.61	\$ -	0.00%	20.63%
Other Charges (kW)	0	\$ -	\$ -	0	\$ -	\$ -	\$ -	0.00%	0.00%
Cost of Power Commodity (kWh)	750	\$ 0.0580	\$ 43.50	750	\$ 0.0550	\$ 41.25	-\$ 2.25	-5.17%	7.06%
Cost of Power Commodity (kW)	4,683	\$ 0.0670	\$ 313.76	4,683	\$ 0.0640	\$ 299.71	-\$ 14.05	-4.48%	51.27%
<b>Total Bill before Taxes</b>			<b>\$ 599.74</b>			<b>\$ 584.57</b>	<b>-\$ 15.17</b>	<b>-2.53%</b>	<b>100%</b>
<b>GST (2006 - 7%, 2007 - 6%)</b>			<b>\$ 37.98</b>			<b>\$ 35.07</b>	<b>-\$ 2.91</b>	<b>-7.66%</b>	
<b>Total Bill after Taxes</b>			<b>\$ 637.73</b>			<b>\$ 619.65</b>	<b>-\$ 18.08</b>	<b>-2.83%</b>	

**General Service Less Than 50 kW**

**Consumption**      10,000 kWh  
0 kW      **Loss Factor 1.0866**

	2006 BILL			2007 BILL			IMPACT		
	Volume	RATE \$	CHARGE \$	Volume	RATE \$	CHARGE \$	\$	%	% of Total Bill
Monthly Service Charge			\$ 14.87			\$ 15.00	\$ 0.13	0.87%	1.29%
Distribution (kWh)	10,000	\$ 0.0175	\$ 175.00	10,000	\$ 0.0177	\$ 177.00	\$ 2.0000	1.14%	15.25%
Distribution (kW)	0	\$ -	\$ -	0	\$ -	\$ -	\$ -	0.00%	0.00%
Regulatory Assets (kWh)	10,000	\$ 0.0039	\$ 39.00	10,000	\$ 0.0039	\$ 39.00	\$ -	0.00%	3.36%
Regulatory Assets (kW)	0	\$ -	\$ -	0	\$ -	\$ -	\$ -	0.00%	0.00%
<b>Sub-Total</b>			<b>\$ 228.87</b>			<b>\$ 231.00</b>	<b>\$ 2.13</b>	<b>0.93%</b>	<b>19.90%</b>
Other Charges (kWh)	10866	\$ 0.0222	\$ 241.23	10866	\$ 0.0222	\$ 241.23	\$ -	0.00%	20.78%
Other Charges (kW)	0	\$ -	\$ -	0	\$ -	\$ -	\$ -	0.00%	0.00%
Cost of Power Commodity (kWh)	750	\$ 0.0580	\$ 43.50	750	\$ 0.0550	\$ 41.25	-\$ 2.25	-5.17%	3.55%
Cost of Power Commodity (kW)	10,116	\$ 0.0670	\$ 677.77	10,116	\$ 0.0640	\$ 647.42	-\$ 30.35	-4.48%	55.77%
<b>Total Bill before Taxes</b>			<b>\$ 1,191.37</b>			<b>\$ 1,160.90</b>	<b>-\$ 30.47</b>	<b>-2.56%</b>	<b>100%</b>
<b>GST (2006 - 7%, 2007 - 6%)</b>			<b>\$ 75.45</b>			<b>\$ 69.65</b>	<b>-\$ 5.80</b>	<b>-7.69%</b>	
<b>Total Bill after Taxes</b>			<b>\$ 1,266.82</b>			<b>\$ 1,230.55</b>	<b>-\$ 36.27</b>	<b>-2.86%</b>	

**General Service Less Than 50 kW**

**Consumption**      15,000 kWh  
0 kW      **Loss Factor 1.0866**

	2006 BILL			2007 BILL			IMPACT		
	Volume	RATE \$	CHARGE \$	Volume	RATE \$	CHARGE \$	\$	%	% of Total Bill
Monthly Service Charge			\$ 14.87			\$ 15.00	\$ 0.13	0.87%	0.86%
Distribution (kWh)	15,000	\$ 0.0175	\$ 262.50	15,000	\$ 0.0177	\$ 265.50	\$ 3.0000	1.14%	15.28%
Distribution (kW)	0	\$ -	\$ -	0	\$ -	\$ -	\$ -	0.00%	0.00%
Regulatory Assets (kWh)	15,000	\$ 0.0039	\$ 58.50	15,000	\$ 0.0039	\$ 58.50	\$ -	0.00%	3.37%
Regulatory Assets (kW)	0	\$ -	\$ -	0	\$ -	\$ -	\$ -	0.00%	0.00%
<b>Sub-Total</b>			<b>\$ 335.87</b>			<b>\$ 339.00</b>	<b>\$ 3.13</b>	<b>0.93%</b>	<b>19.51%</b>
Other Charges (kWh)	16299	\$ 0.0222	\$ 361.84	16299	\$ 0.0222	\$ 361.84	\$ -	0.00%	20.83%
Other Charges (kW)	0	\$ -	\$ -	0	\$ -	\$ -	\$ -	0.00%	0.00%
Cost of Power Commodity (kWh)	750	\$ 0.0580	\$ 43.50	750	\$ 0.0550	\$ 41.25	-\$ 2.25	-5.17%	2.37%
Cost of Power Commodity (kW)	15,549	\$ 0.0670	\$ 1,041.78	15,549	\$ 0.0640	\$ 995.14	-\$ 46.65	-4.48%	57.28%
<b>Total Bill before Taxes</b>			<b>\$ 1,782.99</b>			<b>\$ 1,737.22</b>	<b>-\$ 45.77</b>	<b>-2.57%</b>	<b>100%</b>
<b>GST (2006 - 7%, 2007 - 6%)</b>			<b>\$ 112.92</b>			<b>\$ 104.23</b>	<b>-\$ 8.69</b>	<b>-7.69%</b>	
<b>Total Bill after Taxes</b>			<b>\$ 1,895.91</b>			<b>\$ 1,841.46</b>	<b>-\$ 54.46</b>	<b>-2.87%</b>	

**General Service 50 to 4,999 kW**

**Consumption**      15,000 kWh  
60 kW      **Loss Factor 1.0866**

	2006 BILL			2007 BILL			IMPACT		
	Volume	RATE \$	CHARGE \$	Volume	RATE \$	CHARGE \$	\$	%	% of Total Bill
Monthly Service Charge			\$ 206.76			\$ 208.66	\$ 1.90	0.92%	10.69%
Distribution (kWh)	15,000	\$ -	\$ -	15,000	\$ -	\$ -	\$ -	0.00%	0.00%
Distribution (kW)	60	\$ 3.2729	\$ 196.37	60	\$ 3.3030	\$ 198.18	\$ 1.81	0.92%	10.15%
Regulatory Assets (kWh)	15,000	\$ -	\$ -	15,000	\$ -	\$ -	\$ -	0.00%	0.00%
Regulatory Assets (kW)	60	\$ 0.9416	\$ 56.50	60	\$ 0.9416	\$ 56.50	\$ -	0.00%	2.89%
<b>Sub-Total</b>			<b>\$ 459.63</b>			<b>\$ 463.34</b>	<b>\$ 3.71</b>	<b>0.81%</b>	<b>23.73%</b>
Other Charges (kWh)	16299	\$ 0.0132	\$ 215.15	16299	\$ 0.0132	\$ 215.15	\$ -	0.00%	11.02%
Other Charges (kW)	65	\$ 3.6494	\$ 237.93	65	\$ 3.6494	\$ 237.93	\$ -	0.00%	12.18%

Cost of Power Commodity (kWh)	750	\$ 0.0580	\$ 43.50	750	\$ 0.0550	\$ 41.25	-\$ 2.25	-5.17%	2.11%
Cost of Power Commodity (kWh)	15,549	\$ 0.0670	\$ 1,041.78	15,549	\$ 0.0640	\$ 995.14	-\$ 46.65	-4.48%	50.96%
<b>Total Bill before Taxes</b>			<b>\$ 1,997.99</b>			<b>\$ 1,952.80</b>	<b>-\$ 45.19</b>	<b>-2.26%</b>	<b>100%</b>
<b>GST (2006 - 7%, 2007 - 6%)</b>			<b>\$ 126.54</b>			<b>\$ 117.17</b>	<b>-\$ 9.37</b>	<b>-7.41%</b>	
<b>Total Bill after Taxes</b>			<b>\$ 2,124.53</b>			<b>\$ 2,069.96</b>	<b>-\$ 54.56</b>	<b>-2.57%</b>	

**General Service 50 to 4,999 kW**

<b>Consumption</b>	40,000 kWh 100 kW	<b>Loss Factor 1.0866</b>
--------------------	----------------------	---------------------------

	2006 BILL			2007 BILL			IMPACT		
	Volume	RATE \$	CHARGE \$	Volume	RATE \$	CHARGE \$	\$	%	% of Total Bill
Monthly Service Charge			\$ 206.76			\$ 208.66	\$ 1.90	0.92%	4.77%
Distribution (kWh)	40,000	\$ -	\$ -	40,000	\$ -	\$ -	\$ -	0.00%	0.00%
Distribution (kW)	100	\$ 3.2729	\$ 327.29	100	\$ 3.3030	\$ 330.30	\$ 3.01	0.92%	7.54%
Regulatory Assets (kWh)	40,000	\$ -	\$ -	40,000	\$ -	\$ -	\$ -	0.00%	0.00%
Regulatory Assets (kW)	100	\$ 0.9416	\$ 94.16	100	\$ 0.9416	\$ 94.16	\$ -	0.00%	2.15%
<b>Sub-Total</b>			<b>\$ 628.21</b>			<b>\$ 633.12</b>	<b>\$ 4.91</b>	<b>0.78%</b>	<b>14.46%</b>
Other Charges (kWh)	43464	\$ 0.0132	\$ 573.72	43464	\$ 0.0132	\$ 573.72	\$ -	0.00%	13.10%
Other Charges (kW)	109	\$ 3.6494	\$ 396.54	109	\$ 3.6494	\$ 396.54	\$ -	0.00%	9.06%
Cost of Power Commodity (kWh)	750	\$ 0.0580	\$ 43.50	750	\$ 0.0550	\$ 41.25	-\$ 2.25	-5.17%	0.94%
Cost of Power Commodity (kW)	42,714	\$ 0.0670	\$ 2,861.84	42,714	\$ 0.0640	\$ 2,733.70	-\$ 128.14	-4.48%	62.44%
<b>Total Bill before Taxes</b>			<b>\$ 4,503.82</b>			<b>\$ 4,378.33</b>	<b>-\$ 125.48</b>	<b>-2.79%</b>	<b>100%</b>
<b>GST (2006 - 7%, 2007 - 6%)</b>			<b>\$ 285.24</b>			<b>\$ 262.70</b>	<b>-\$ 22.54</b>	<b>-7.90%</b>	
<b>Total Bill after Taxes</b>			<b>\$ 4,789.06</b>			<b>\$ 4,641.03</b>	<b>-\$ 148.02</b>	<b>-3.09%</b>	

**General Service 50 to 4,999 kW**

<b>Consumption</b>	100,000 kWh 500 kW	<b>Loss Factor 1.0866</b>
--------------------	-----------------------	---------------------------

	2006 BILL			2007 BILL			IMPACT		
	Volume	RATE \$	CHARGE \$	Volume	RATE \$	CHARGE \$	\$	%	% of Total Bill
Monthly Service Charge			\$ 206.76			\$ 208.66	\$ 1.90	0.92%	1.64%
Distribution (kWh)	100,000	\$ -	\$ -	100,000	\$ -	\$ -	\$ -	0.00%	0.00%
Distribution (kW)	500	\$ 3.2729	\$ 1,636.45	500	\$ 3.3030	\$ 1,651.50	\$ 15.05	0.92%	13.01%
Regulatory Assets (kWh)	100,000	\$ -	\$ -	100,000	\$ -	\$ -	\$ -	0.00%	0.00%
Regulatory Assets (kW)	500	\$ 0.9416	\$ 470.80	500	\$ 0.9416	\$ 470.80	\$ -	0.00%	3.71%
<b>Sub-Total</b>			<b>\$ 2,314.01</b>			<b>\$ 2,330.96</b>	<b>\$ 16.95</b>	<b>0.73%</b>	<b>18.36%</b>
Other Charges (kWh)	108660	\$ 0.0132	\$ 1,434.31	108660	\$ 0.0132	\$ 1,434.31	\$ -	0.00%	11.30%
Other Charges (kW)	543	\$ 3.6494	\$ 1,982.72	543	\$ 3.6494	\$ 1,982.72	\$ -	0.00%	15.62%
Cost of Power Commodity (kWh)	750	\$ 0.0580	\$ 43.50	750	\$ 0.0550	\$ 41.25	-\$ 2.25	-5.17%	0.32%
Cost of Power Commodity (kW)	107,910	\$ 0.0670	\$ 7,229.97	107,910	\$ 0.0640	\$ 6,906.24	-\$ 323.73	-4.48%	54.40%
<b>Total Bill before Taxes</b>			<b>\$ 13,004.51</b>			<b>\$ 12,695.48</b>	<b>-\$ 309.03</b>	<b>-2.38%</b>	<b>100%</b>
<b>GST (2006 - 7%, 2007 - 6%)</b>			<b>\$ 823.62</b>			<b>\$ 761.73</b>	<b>-\$ 61.89</b>	<b>-7.51%</b>	
<b>Total Bill after Taxes</b>			<b>\$ 13,828.13</b>			<b>\$ 13,457.21</b>	<b>-\$ 370.92</b>	<b>-2.68%</b>	

**General Service 50 to 4,999 kW**

<b>Consumption</b>	400,000 kWh 1000 kW	<b>Loss Factor 1.0866</b>
--------------------	------------------------	---------------------------

	2006 BILL			2007 BILL			IMPACT		
	Volume	RATE \$	CHARGE \$	Volume	RATE \$	CHARGE \$	\$	%	% of Total Bill

Monthly Service Charge			\$ 206.76			\$ 208.66	\$ 1.90	0.92%	0.50%
Distribution (kWh)	400,000	\$ -	\$ -	400,000	\$ -	\$ -	\$ -	0.00%	0.00%
Distribution (kW)	1,000	\$ 3.2729	\$ 3,272.90	1,000	\$ 3.3030	\$ 3,303.00	\$ 30.10	0.92%	7.87%
Regulatory Assets (kWh)	400,000	\$ -	\$ -	400,000	\$ -	\$ -	\$ -	0.00%	0.00%
Regulatory Assets (kW)	1,000	\$ 0.9416	\$ 941.60	1,000	\$ 0.9416	\$ 941.60	\$ -	0.00%	2.24%
<b>Sub-Total</b>			<b>\$ 4,421.26</b>			<b>\$ 4,453.26</b>	<b>\$ 32.00</b>	<b>0.72%</b>	<b>10.61%</b>
Other Charges (kWh)	434640	\$ 0.0132	\$ 5,737.25	434640	\$ 0.0132	\$ 5,737.25	\$ -	0.00%	13.67%
Other Charges (kW)	1,087	\$ 3.6494	\$ 3,965.44	1,087	\$ 3.6494	\$ 3,965.44	\$ -	0.00%	9.45%
Cost of Power Commodity (kWh)	750	\$ 0.0580	\$ 43.50	750	\$ 0.0550	\$ 41.25	-\$ 2.25	-5.17%	0.10%
Cost of Power Commodity (kW)	433,890	\$ 0.0670	\$ 29,070.63	433,890	\$ 0.0640	\$ 27,768.96	-\$ 1,301.67	-4.48%	66.17%
<b>Total Bill before Taxes</b>			<b>\$ 43,238.08</b>			<b>\$ 41,966.16</b>	<b>-\$ 1,271.92</b>	<b>-2.94%</b>	<b>100%</b>
<b>GST (2006 - 7%, 2007 - 6%)</b>			<b>\$ 2,738.41</b>			<b>\$ 2,517.97</b>	<b>-\$ 220.44</b>	<b>-8.05%</b>	
<b>Total Bill after Taxes</b>			<b>\$ 45,976.49</b>			<b>\$ 44,484.13</b>	<b>-\$ 1,492.36</b>	<b>-3.25%</b>	

### General Service 50 to 4,999 kW

<b>Consumption</b>	1,000,000 kWh 3000 kW	<b>Loss Factor 1.0866</b>
--------------------	--------------------------	---------------------------

	2006 BILL			2007 BILL			IMPACT		
	Volume	RATE \$	CHARGE \$	Volume	RATE \$	CHARGE \$	\$	%	% of Total Bill
Monthly Service Charge			\$ 206.76			\$ 208.66	\$ 1.90	0.92%	0.19%
Distribution (kWh)	1,000,000	\$ -	\$ -	1,000,000	\$ -	\$ -	\$ -	0.00%	0.00%
Distribution (kW)	3,000	\$ 3.2729	\$ 9,818.70	3,000	\$ 3.3030	\$ 9,909.00	\$ 90.30	0.92%	9.11%
Regulatory Assets (kWh)	1,000,000	\$ -	\$ -	1,000,000	\$ -	\$ -	\$ -	0.00%	0.00%
Regulatory Assets (kW)	3,000	\$ 0.9416	\$ 2,824.80	3,000	\$ 0.9416	\$ 2,824.80	\$ -	0.00%	2.60%
<b>Sub-Total</b>			<b>\$ 12,850.26</b>			<b>\$ 12,942.46</b>	<b>\$ 92.20</b>	<b>0.72%</b>	<b>11.90%</b>
Other Charges (kWh)	1086600	\$ 0.0132	\$ 14,343.12	1086600	\$ 0.0132	\$ 14,343.12	\$ -	0.00%	13.19%
Other Charges (kW)	3,260	\$ 3.6494	\$ 11,896.31	3,260	\$ 3.6494	\$ 11,896.31	\$ -	0.00%	10.94%
Cost of Power Commodity (kWh)	750	\$ 0.0580	\$ 43.50	750	\$ 0.0550	\$ 41.25	-\$ 2.25	-5.17%	0.04%
Cost of Power Commodity (kW)	1,085,850	\$ 0.0670	\$ 72,751.95	1,085,850	\$ 0.0640	\$ 69,494.40	-\$ 3,257.55	-4.48%	63.92%
<b>Total Bill before Taxes</b>			<b>\$ 111,885.14</b>			<b>\$ 108,717.54</b>	<b>-\$ 3,167.60</b>	<b>-2.83%</b>	<b>100%</b>
<b>GST (2006 - 7%, 2007 - 6%)</b>			<b>\$ 7,086.06</b>			<b>\$ 6,523.05</b>	<b>-\$ 563.01</b>	<b>-7.95%</b>	
<b>Total Bill after Taxes</b>			<b>\$ 118,971.20</b>			<b>\$ 115,240.60</b>	<b>-\$ 3,730.61</b>	<b>-3.14%</b>	

### General Service 50 to 4,999 kW

<b>Consumption</b>	1,500,000 kWh 4000 kW	<b>Loss Factor 1.0866</b>
--------------------	--------------------------	---------------------------

	2006 BILL			2007 BILL			IMPACT		
	Volume	RATE \$	CHARGE \$	Volume	RATE \$	CHARGE \$	\$	%	% of Total Bill
Monthly Service Charge			\$ 206.76			\$ 208.66	\$ 1.90	0.92%	0.13%
Distribution (kWh)	1,500,000	\$ -	\$ -	1,500,000	\$ -	\$ -	\$ -	0.00%	0.00%
Distribution (kW)	4,000	\$ 3.2729	\$ 13,091.60	4,000	\$ 3.3030	\$ 13,212.00	\$ 120.40	0.92%	8.32%
Regulatory Assets (kWh)	1,500,000	\$ -	\$ -	1,500,000	\$ -	\$ -	\$ -	0.00%	0.00%
Regulatory Assets (kW)	4,000	\$ 0.9416	\$ 3,766.40	4,000	\$ 0.9416	\$ 3,766.40	\$ -	0.00%	2.37%
<b>Sub-Total</b>			<b>\$ 17,064.76</b>			<b>\$ 17,187.06</b>	<b>\$ 122.30</b>	<b>0.72%</b>	<b>10.82%</b>
Other Charges (kWh)	1629900	\$ 0.0132	\$ 21,514.68	1629900	\$ 0.0132	\$ 21,514.68	\$ -	0.00%	13.54%
Other Charges (kW)	4,346	\$ 3.6494	\$ 15,861.75	4,346	\$ 3.6494	\$ 15,861.75	\$ -	0.00%	9.98%
Cost of Power Commodity (kWh)	750	\$ 0.0580	\$ 43.50	750	\$ 0.0550	\$ 41.25	-\$ 2.25	-5.17%	0.03%
Cost of Power Commodity (kW)	1,629,150	\$ 0.0670	\$ 109,153.05	1,629,150	\$ 0.0640	\$ 104,265.60	-\$ 4,887.45	-4.48%	65.63%
<b>Total Bill before Taxes</b>			<b>\$ 163,637.74</b>			<b>\$ 158,870.34</b>	<b>-\$ 4,767.40</b>	<b>-2.91%</b>	<b>100%</b>
<b>GST (2006 - 7%, 2007 - 6%)</b>			<b>\$ 10,363.72</b>			<b>\$ 9,532.22</b>	<b>-\$ 831.50</b>	<b>-8.02%</b>	
<b>Total Bill after Taxes</b>			<b>\$ 174,001.47</b>			<b>\$ 168,402.56</b>	<b>-\$ 5,598.90</b>	<b>-3.22%</b>	



### Unmetered Scattered Load

<b>Consumption</b>	15,000 kWh 60 kW	<b>Loss Factor 1.0866</b>
--------------------	---------------------	---------------------------

	2006 BILL			2007 BILL			IMPACT		
	Volume	RATE \$	CHARGE \$	Volume	RATE \$	CHARGE \$	\$	%	% of Total Bill
Monthly Service Charge			\$ 7.28			\$ 7.35	\$ 0.07	0.96%	0.58%
Distribution (kWh)	15,000	\$ -	\$ -	15,000	\$ -	\$ -	\$ -	0.00%	0.00%
Distribution (kW)	60	\$ 0.0175	\$ 1.05	60	\$ 0.0177	\$ 1.06	\$ 0.01	1.14%	0.08%
Regulatory Assets (kWh)	15,000	\$ -	\$ -	15,000	\$ -	\$ -	\$ -	0.00%	0.00%
Regulatory Assets (kW)	60	\$ 0.0079	\$ 0.47	60	\$ 0.0079	\$ 0.47	\$ -	0.00%	0.04%
<b>Sub-Total</b>			<b>\$ 8.80</b>			<b>\$ 8.89</b>	<b>\$ 0.08</b>	<b>0.93%</b>	<b>0.70%</b>
Other Charges (kWh)	16299	\$ 0.0132	\$ 215.15	16299	\$ 0.0132	\$ 215.15	\$ -	0.00%	17.06%
Other Charges (kW)	65	\$ 0.0090	\$ 0.59	65	\$ 0.0090	\$ 0.59	\$ -	0.00%	0.05%
Cost of Power Commodity (kWh)	750	\$ 0.0580	\$ 43.50	750	\$ 0.0550	\$ 41.25	-\$ 2.25	-5.17%	3.27%
Cost of Power Commodity (kW)	15,549	\$ 0.0670	\$ 1,041.78	15,549	\$ 0.0640	\$ 995.14	-\$ 46.65	-4.48%	78.92%
<b>Total Bill before Taxes</b>			<b>\$ 1,309.82</b>			<b>\$ 1,261.01</b>	<b>-\$ 48.82</b>	<b>-3.73%</b>	<b>100%</b>
<b>GST (2006 - 7%, 2007 - 6%)</b>			<b>\$ 82.96</b>			<b>\$ 75.66</b>	<b>-\$ 7.29</b>	<b>-8.79%</b>	
<b>Total Bill after Taxes</b>			<b>\$ 1,392.78</b>			<b>\$ 1,336.67</b>	<b>-\$ 56.11</b>	<b>-4.03%</b>	

### Unmetered Scattered Load

<b>Consumption</b>	40,000 kWh 100 kW	<b>Loss Factor 1.0866</b>
--------------------	----------------------	---------------------------

	2006 BILL			2007 BILL			IMPACT		
	Volume	RATE \$	CHARGE \$	Volume	RATE \$	CHARGE \$	\$	%	% of Total Bill
Monthly Service Charge			\$ 7.28			\$ 7.35	\$ 0.07	0.96%	0.22%
Distribution (kWh)	40,000	\$ -	\$ -	40,000	\$ -	\$ -	\$ -	0.00%	0.00%
Distribution (kW)	100	\$ 0.0175	\$ 1.75	100	\$ 0.0177	\$ 1.77	\$ 0.02	1.14%	0.05%
Regulatory Assets (kWh)	40,000	\$ -	\$ -	40,000	\$ -	\$ -	\$ -	0.00%	0.00%
Regulatory Assets (kW)	100	\$ 0.0079	\$ 0.79	100	\$ 0.0079	\$ 0.79	\$ -	0.00%	0.02%
<b>Sub-Total</b>			<b>\$ 9.82</b>			<b>\$ 9.91</b>	<b>\$ 0.09</b>	<b>0.92%</b>	<b>0.29%</b>
Other Charges (kWh)	43464	\$ 0.0132	\$ 573.72	43464	\$ 0.0132	\$ 573.72	\$ -	0.00%	17.08%
Other Charges (kW)	109	\$ 0.0090	\$ 0.98	109	\$ 0.0090	\$ 0.98	\$ -	0.00%	0.03%
Cost of Power Commodity (kWh)	750	\$ 0.0580	\$ 43.50	750	\$ 0.0550	\$ 41.25	-\$ 2.25	-5.17%	1.23%
Cost of Power Commodity (kW)	42,714	\$ 0.0670	\$ 2,861.84	42,714	\$ 0.0640	\$ 2,733.70	-\$ 128.14	-4.48%	81.37%
<b>Total Bill before Taxes</b>			<b>\$ 3,489.86</b>			<b>\$ 3,359.56</b>	<b>-\$ 130.30</b>	<b>-3.73%</b>	<b>100%</b>
<b>GST (2006 - 7%, 2007 - 6%)</b>			<b>\$ 221.02</b>			<b>\$ 201.57</b>	<b>-\$ 19.45</b>	<b>-8.80%</b>	
<b>Total Bill after Taxes</b>			<b>\$ 3,710.89</b>			<b>\$ 3,561.13</b>	<b>-\$ 149.75</b>	<b>-4.04%</b>	

### Unmetered Scattered Load

<b>Consumption</b>	100,000 kWh 500 kW	<b>Loss Factor 1.0866</b>
--------------------	-----------------------	---------------------------

	2006 BILL			2007 BILL			IMPACT		
	Volume	RATE \$	CHARGE \$	Volume	RATE \$	CHARGE \$	\$	%	% of Total Bill
Monthly Service Charge			\$ 7.28			\$ 7.35	\$ 0.07	0.96%	0.09%
Distribution (kWh)	100,000	\$ -	\$ -	100,000	\$ -	\$ -	\$ -	0.00%	0.00%
Distribution (kW)	500	\$ 0.0175	\$ 8.75	500	\$ 0.0177	\$ 8.85	\$ 0.10	1.14%	0.11%
Regulatory Assets (kWh)	100,000	\$ -	\$ -	100,000	\$ -	\$ -	\$ -	0.00%	0.00%
Regulatory Assets (kW)	500	\$ 0.0079	\$ 3.95	500	\$ 0.0079	\$ 3.95	\$ -	0.00%	0.05%
<b>Sub-Total</b>			<b>\$ 19.98</b>			<b>\$ 20.15</b>	<b>\$ 0.17</b>	<b>0.85%</b>	<b>0.24%</b>
Other Charges (kWh)	108660	\$ 0.0132	\$ 1,434.31	108660	\$ 0.0132	\$ 1,434.31	\$ -	0.00%	17.06%
Other Charges (kW)	543	\$ 0.0090	\$ 4.89	543	\$ 0.0090	\$ 4.89	\$ -	0.00%	0.06%

Cost of Power Commodity (kWh)	750	\$ 0.0580	\$ 43.50	750	\$ 0.0550	\$ 41.25	-\$ 2.25	-5.17%	0.49%
Cost of Power Commodity (kWh)	107,910	\$ 0.0670	\$ 7,229.97	107,910	\$ 0.0640	\$ 6,906.24	-\$ 323.73	-4.48%	82.15%
<b>Total Bill before Taxes</b>			<b>\$ 8,732.65</b>			<b>\$ 8,406.84</b>	<b>-\$ 325.81</b>	<b>-3.73%</b>	<b>100%</b>
<b>GST (2006 - 7%, 2007 - 6%)</b>			<b>\$ 553.07</b>			<b>\$ 504.41</b>	<b>-\$ 48.66</b>	<b>-8.80%</b>	
<b>Total Bill after Taxes</b>			<b>\$ 9,285.72</b>			<b>\$ 8,911.25</b>	<b>-\$ 374.47</b>	<b>-4.03%</b>	

### Unmetered Scattered Load

<b>Consumption</b>	400,000 kWh 1000 kW	<b>Loss Factor 1.0866</b>
--------------------	------------------------	---------------------------

	2006 BILL			2007 BILL			IMPACT		
	Volume	RATE \$	CHARGE \$	Volume	RATE \$	CHARGE \$	\$	%	% of Total Bill
Monthly Service Charge			\$ 7.28			\$ 7.35	\$ 0.07	0.96%	0.02%
Distribution (kWh)	400,000	\$ -	\$ -	400,000	\$ -	\$ -	\$ -	0.00%	0.00%
Distribution (kW)	1,000	\$ 0.0175	\$ 17.50	1,000	\$ 0.0177	\$ 17.70	\$ 0.20	1.14%	0.05%
Regulatory Assets (kWh)	400,000	\$ -	\$ -	400,000	\$ -	\$ -	\$ -	0.00%	0.00%
Regulatory Assets (kW)	1,000	\$ 0.0079	\$ 7.90	1,000	\$ 0.0079	\$ 7.90	\$ -	0.00%	0.02%
<b>Sub-Total</b>			<b>\$ 32.68</b>			<b>\$ 32.95</b>	<b>\$ 0.27</b>	<b>0.83%</b>	<b>0.10%</b>
Other Charges (kWh)	434640	\$ 0.0132	\$ 5,737.25	434640	\$ 0.0132	\$ 5,737.25	\$ -	0.00%	17.08%
Other Charges (kW)	1,087	\$ 0.0090	\$ 9.78	1,087	\$ 0.0090	\$ 9.78	\$ -	0.00%	0.03%
Cost of Power Commodity (kWh)	750	\$ 0.0580	\$ 43.50	750	\$ 0.0550	\$ 41.25	-\$ 2.25	-5.17%	0.12%
Cost of Power Commodity (kWh)	433,890	\$ 0.0670	\$ 29,070.63	433,890	\$ 0.0640	\$ 27,768.96	-\$ 1,301.67	-4.48%	82.67%
<b>Total Bill before Taxes</b>			<b>\$ 34,893.84</b>			<b>\$ 33,590.19</b>	<b>-\$ 1,303.65</b>	<b>-3.74%</b>	<b>100%</b>
<b>GST (2006 - 7%, 2007 - 6%)</b>			<b>\$ 2,209.94</b>			<b>\$ 2,015.41</b>	<b>-\$ 194.53</b>	<b>-8.80%</b>	
<b>Total Bill after Taxes</b>			<b>\$ 37,103.78</b>			<b>\$ 35,605.60</b>	<b>-\$ 1,498.18</b>	<b>-4.04%</b>	

### Unmetered Scattered Load

<b>Consumption</b>	1,000,000 kWh 3000 kW	<b>Loss Factor 1.0866</b>
--------------------	--------------------------	---------------------------

	2006 BILL			2007 BILL			IMPACT		
	Volume	RATE \$	CHARGE \$	Volume	RATE \$	CHARGE \$	\$	%	% of Total Bill
Monthly Service Charge			\$ 7.28			\$ 7.35	\$ 0.07	0.96%	0.01%
Distribution (kWh)	1,000,000	\$ -	\$ -	1,000,000	\$ -	\$ -	\$ -	0.00%	0.00%
Distribution (kW)	3,000	\$ 0.0175	\$ 52.50	3,000	\$ 0.0177	\$ 53.10	\$ 0.60	1.14%	0.06%
Regulatory Assets (kWh)	1,000,000	\$ -	\$ -	1,000,000	\$ -	\$ -	\$ -	0.00%	0.00%
Regulatory Assets (kW)	3,000	\$ 0.0079	\$ 23.70	3,000	\$ 0.0079	\$ 23.70	\$ -	0.00%	0.03%
<b>Sub-Total</b>			<b>\$ 83.48</b>			<b>\$ 84.15</b>	<b>\$ 0.67</b>	<b>0.80%</b>	<b>0.10%</b>
Other Charges (kWh)	1086600	\$ 0.0132	\$ 14,343.12	1086600	\$ 0.0132	\$ 14,343.12	\$ -	0.00%	17.08%
Other Charges (kW)	3,260	\$ 0.0090	\$ 29.34	3,260	\$ 0.0090	\$ 29.34	\$ -	0.00%	0.03%
Cost of Power Commodity (kWh)	750	\$ 0.0580	\$ 43.50	750	\$ 0.0550	\$ 41.25	-\$ 2.25	-5.17%	0.05%
Cost of Power Commodity (kWh)	1,085,850	\$ 0.0670	\$ 72,751.95	1,085,850	\$ 0.0640	\$ 69,494.40	-\$ 3,257.55	-4.48%	82.74%
<b>Total Bill before Taxes</b>			<b>\$ 87,251.39</b>			<b>\$ 83,992.26</b>	<b>-\$ 3,259.13</b>	<b>-3.74%</b>	<b>100%</b>
<b>GST (2006 - 7%, 2007 - 6%)</b>			<b>\$ 5,525.92</b>			<b>\$ 5,039.54</b>	<b>-\$ 486.39</b>	<b>-8.80%</b>	
<b>Total Bill after Taxes</b>			<b>\$ 92,777.31</b>			<b>\$ 89,031.79</b>	<b>-\$ 3,745.52</b>	<b>-4.04%</b>	

### Unmetered Scattered Load

<b>Consumption</b>	1,500,000 kWh 4000 kW	<b>Loss Factor 1.0866</b>
--------------------	--------------------------	---------------------------

	2006 BILL			2007 BILL			IMPACT		
	Volume	RATE \$	CHARGE \$	Volume	RATE \$	CHARGE \$	\$	%	% of Total Bill

Monthly Service Charge			\$ 7.28			\$ 7.35	\$ 0.07	0.96%	0.01%
Distribution (kWh)	1,500,000	\$ -	\$ -	1,500,000	\$ -	\$ -	\$ -	0.00%	0.00%
Distribution (kW)	4,000	\$ 0.0175	\$ 70.00	4,000	\$ 0.0177	\$ 70.80	\$ 0.80	1.14%	0.06%
Regulatory Assets (kWh)	1,500,000	\$ -	\$ -	1,500,000	\$ -	\$ -	\$ -	0.00%	0.00%
Regulatory Assets (kW)	4,000	\$ 0.0079	\$ 31.60	4,000	\$ 0.0079	\$ 31.60	\$ -	0.00%	0.03%
<b>Sub-Total</b>			<b>\$ 108.88</b>			<b>\$ 109.75</b>	<b>\$ 0.87</b>	<b>0.80%</b>	<b>0.09%</b>
Other Charges (kWh)	1629900	\$ 0.0132	\$ 21,514.68	1629900	\$ 0.0132	\$ 21,514.68	\$ -	0.00%	17.08%
Other Charges (kW)	4,346	\$ 0.0090	\$ 39.12	4,346	\$ 0.0090	\$ 39.12	\$ -	0.00%	0.03%
Cost of Power Commodity (kWh)	750	\$ 0.0580	\$ 43.50	750	\$ 0.0550	\$ 41.25	-\$ 2.25	-5.17%	0.03%
Cost of Power Commodity (kW)	1,629,150	\$ 0.0670	\$ 109,153.05	1,629,150	\$ 0.0640	\$ 104,265.60	-\$ 4,887.45	-4.48%	82.77%
<b>Total Bill before Taxes</b>			<b>\$ 130,859.23</b>			<b>\$ 125,970.40</b>	<b>-\$ 4,888.83</b>	<b>-3.74%</b>	<b>100%</b>
<b>GST (2006 - 7%, 2007 - 6%)</b>			<b>\$ 8,287.75</b>			<b>\$ 7,558.22</b>	<b>-\$ 729.53</b>	<b>-8.80%</b>	
<b>Total Bill after Taxes</b>			<b>\$ 139,146.98</b>			<b>\$ 133,528.62</b>	<b>-\$ 5,618.36</b>	<b>-4.04%</b>	

### Sentinel Lighting

<b>Consumption</b>	15,000 kWh 60 kW	<b>Loss Factor 1.0866</b>
--------------------	---------------------	---------------------------

	2006 BILL			2007 BILL			IMPACT		
	Volume	RATE \$	CHARGE \$	Volume	RATE \$	CHARGE \$	\$	%	% of Total Bill
Monthly Service Charge			\$ 0.71			\$ 0.72	\$ 0.01	1.41%	0.03%
Distribution (kWh)	15,000	\$ -	\$ -	15,000	\$ -	\$ -	\$ -	0.00%	0.00%
Distribution (kW)	60	\$ 3.2621	\$ 195.73	60	\$ 3.2921	\$ 197.53	\$ 1.80	0.92%	9.50%
Regulatory Assets (kWh)	15,000	\$ -	\$ -	15,000	\$ -	\$ -	\$ -	0.00%	0.00%
Regulatory Assets (kW)	60	\$ 7.4173	\$ 445.04	60	\$ 7.4173	\$ 445.04	\$ -	0.00%	21.41%
<b>Sub-Total</b>			<b>\$ 641.47</b>			<b>\$ 643.28</b>	<b>\$ 1.81</b>	<b>0.28%</b>	<b>30.95%</b>
Other Charges (kWh)	16299	\$ 0.0132	\$ 215.15	16299	\$ 0.0132	\$ 215.15	\$ -	0.00%	10.35%
Other Charges (kW)	65	\$ 2.8185	\$ 183.75	65	\$ 2.8185	\$ 183.75	\$ -	0.00%	8.84%
Cost of Power Commodity (kWh)	750	\$ 0.0580	\$ 43.50	750	\$ 0.0550	\$ 41.25	-\$ 2.25	-5.17%	1.98%
Cost of Power Commodity (kW)	15,549	\$ 0.0670	\$ 1,041.78	15,549	\$ 0.0640	\$ 995.14	-\$ 46.65	-4.48%	47.88%
<b>Total Bill before Taxes</b>			<b>\$ 2,125.66</b>			<b>\$ 2,078.57</b>	<b>-\$ 47.09</b>	<b>-2.22%</b>	<b>100%</b>
<b>GST (2006 - 7%, 2007 - 6%)</b>			<b>\$ 134.63</b>			<b>\$ 124.71</b>	<b>-\$ 9.91</b>	<b>-7.36%</b>	
<b>Total Bill after Taxes</b>			<b>\$ 2,260.28</b>			<b>\$ 2,203.29</b>	<b>-\$ 57.00</b>	<b>-2.52%</b>	

### Sentinel Lighting

<b>Consumption</b>	40,000 kWh 100 kW	<b>Loss Factor 1.0866</b>
--------------------	----------------------	---------------------------

	2006 BILL			2007 BILL			IMPACT		
	Volume	RATE \$	CHARGE \$	Volume	RATE \$	CHARGE \$	\$	%	% of Total Bill
Monthly Service Charge			\$ 0.71			\$ 0.72	\$ 0.01	1.41%	0.02%
Distribution (kWh)	40,000	\$ -	\$ -	40,000	\$ -	\$ -	\$ -	0.00%	0.00%
Distribution (kW)	100	\$ 3.2621	\$ 326.21	100	\$ 3.2921	\$ 329.21	\$ 3.00	0.92%	6.97%
Regulatory Assets (kWh)	40,000	\$ -	\$ -	40,000	\$ -	\$ -	\$ -	0.00%	0.00%
Regulatory Assets (kW)	100	\$ 7.4173	\$ 741.73	100	\$ 7.4173	\$ 741.73	\$ -	0.00%	15.69%
<b>Sub-Total</b>			<b>\$ 1,068.65</b>			<b>\$ 1,071.66</b>	<b>\$ 3.01</b>	<b>0.28%</b>	<b>22.67%</b>
Other Charges (kWh)	43464	\$ 0.0132	\$ 573.72	43464	\$ 0.0132	\$ 573.72	\$ -	0.00%	12.14%
Other Charges (kW)	109	\$ 2.8185	\$ 306.26	109	\$ 2.8185	\$ 306.26	\$ -	0.00%	6.48%
Cost of Power Commodity (kWh)	750	\$ 0.0580	\$ 43.50	750	\$ 0.0550	\$ 41.25	-\$ 2.25	-5.17%	0.87%
Cost of Power Commodity (kW)	42,714	\$ 0.0670	\$ 2,861.84	42,714	\$ 0.0640	\$ 2,733.70	-\$ 128.14	-4.48%	57.84%
<b>Total Bill before Taxes</b>			<b>\$ 4,853.97</b>			<b>\$ 4,726.59</b>	<b>-\$ 127.38</b>	<b>-2.62%</b>	<b>100%</b>
<b>GST (2006 - 7%, 2007 - 6%)</b>			<b>\$ 307.42</b>			<b>\$ 283.60</b>	<b>-\$ 23.82</b>	<b>-7.75%</b>	
<b>Total Bill after Taxes</b>			<b>\$ 5,161.39</b>			<b>\$ 5,010.18</b>	<b>-\$ 151.20</b>	<b>-2.93%</b>	

**Sentinel Lighting**

**Consumption**      100,000 kWh  
500 kW      **Loss Factor 1.0866**

	2006 BILL			2007 BILL			IMPACT		
	Volume	RATE \$	CHARGE \$	Volume	RATE \$	CHARGE \$	\$	%	% of Total Bill
Monthly Service Charge			\$ 0.71			\$ 0.72	\$ 0.01	1.41%	0.00%
Distribution (kWh)	100,000	\$ -	\$ -	100,000	\$ -	\$ -	\$ -	0.00%	0.00%
Distribution (kW)	500	\$ 3.2621	\$ 1,631.05	500	\$ 3.2921	\$ 1,646.05	\$ 15.00	0.92%	10.78%
Regulatory Assets (kWh)	100,000	\$ -	\$ -	100,000	\$ -	\$ -	\$ -	0.00%	0.00%
Regulatory Assets (kW)	500	\$ 7.4173	\$ 3,708.65	500	\$ 7.4173	\$ 3,708.65	\$ -	0.00%	24.29%
<b>Sub-Total</b>			<b>\$ 5,340.41</b>			<b>\$ 5,355.42</b>	<b>\$ 15.01</b>	<b>0.28%</b>	<b>35.07%</b>
Other Charges (kWh)	108660	\$ 0.0132	\$ 1,434.31	108660	\$ 0.0132	\$ 1,434.31	\$ -	0.00%	9.39%
Other Charges (kW)	543	\$ 2.8185	\$ 1,531.29	543	\$ 2.8185	\$ 1,531.29	\$ -	0.00%	10.03%
Cost of Power Commodity (kWh)	750	\$ 0.0580	\$ 43.50	750	\$ 0.0550	\$ 41.25	-\$ 2.25	-5.17%	0.27%
Cost of Power Commodity (kW)	107,910	\$ 0.0670	\$ 7,229.97	107,910	\$ 0.0640	\$ 6,906.24	-\$ 323.73	-4.48%	45.23%
<b>Total Bill before Taxes</b>			<b>\$ 15,579.48</b>			<b>\$ 15,268.51</b>	<b>-\$ 310.97</b>	<b>-2.00%</b>	<b>100%</b>
<b>GST (2006 - 7%, 2007 - 6%)</b>			<b>\$ 986.70</b>			<b>\$ 916.11</b>	<b>-\$ 70.59</b>	<b>-7.15%</b>	
<b>Total Bill after Taxes</b>			<b>\$ 16,566.18</b>			<b>\$ 16,184.62</b>	<b>-\$ 381.56</b>	<b>-2.30%</b>	

**Sentinel Lighting**

**Consumption**      400,000 kWh  
1000 kW      **Loss Factor 1.0866**

	2006 BILL			2007 BILL			IMPACT		
	Volume	RATE \$	CHARGE \$	Volume	RATE \$	CHARGE \$	\$	%	% of Total Bill
Monthly Service Charge			\$ 0.71			\$ 0.72	\$ 0.01	1.41%	0.00%
Distribution (kWh)	400,000	\$ -	\$ -	400,000	\$ -	\$ -	\$ -	0.00%	0.00%
Distribution (kW)	1,000	\$ 3.2621	\$ 3,262.10	1,000	\$ 3.2921	\$ 3,292.10	\$ 30.00	0.92%	6.96%
Regulatory Assets (kWh)	400,000	\$ -	\$ -	400,000	\$ -	\$ -	\$ -	0.00%	0.00%
Regulatory Assets (kW)	1,000	\$ 7.4173	\$ 7,417.30	1,000	\$ 7.4173	\$ 7,417.30	\$ -	0.00%	15.67%
<b>Sub-Total</b>			<b>\$ 10,680.11</b>			<b>\$ 10,710.12</b>	<b>\$ 30.01</b>	<b>0.28%</b>	<b>22.63%</b>
Other Charges (kWh)	434640	\$ 0.0132	\$ 5,737.25	434640	\$ 0.0132	\$ 5,737.25	\$ -	0.00%	12.12%
Other Charges (kW)	1,087	\$ 2.8185	\$ 3,062.58	1,087	\$ 2.8185	\$ 3,062.58	\$ -	0.00%	6.47%
Cost of Power Commodity (kWh)	750	\$ 0.0580	\$ 43.50	750	\$ 0.0550	\$ 41.25	-\$ 2.25	-5.17%	0.09%
Cost of Power Commodity (kW)	433,890	\$ 0.0670	\$ 29,070.63	433,890	\$ 0.0640	\$ 27,768.96	-\$ 1,301.67	-4.48%	58.68%
<b>Total Bill before Taxes</b>			<b>\$ 48,594.07</b>			<b>\$ 47,320.16</b>	<b>-\$ 1,273.91</b>	<b>-2.62%</b>	<b>100%</b>
<b>GST (2006 - 7%, 2007 - 6%)</b>			<b>\$ 3,077.62</b>			<b>\$ 2,839.21</b>	<b>-\$ 238.41</b>	<b>-7.75%</b>	
<b>Total Bill after Taxes</b>			<b>\$ 51,671.69</b>			<b>\$ 50,159.37</b>	<b>-\$ 1,512.32</b>	<b>-2.93%</b>	

**Sentinel Lighting**

**Consumption**      1,000,000 kWh  
3000 kW      **Loss Factor 1.0866**

	2006 BILL			2007 BILL			IMPACT		
	Volume	RATE \$	CHARGE \$	Volume	RATE \$	CHARGE \$	\$	%	% of Total Bill
Monthly Service Charge			\$ 0.71			\$ 0.72	\$ 0.01	1.41%	0.00%
Distribution (kWh)	1,000,000	\$ -	\$ -	1,000,000	\$ -	\$ -	\$ -	0.00%	0.00%
Distribution (kW)	3,000	\$ 3.2621	\$ 9,786.30	3,000	\$ 3.2921	\$ 9,876.30	\$ 90.00	0.92%	7.89%
Regulatory Assets (kWh)	1,000,000	\$ -	\$ -	1,000,000	\$ -	\$ -	\$ -	0.00%	0.00%
Regulatory Assets (kW)	3,000	\$ 7.4173	\$ 22,251.90	3,000	\$ 7.4173	\$ 22,251.90	\$ -	0.00%	17.77%
<b>Sub-Total</b>			<b>\$ 32,038.91</b>			<b>\$ 32,128.92</b>	<b>\$ 90.01</b>	<b>0.28%</b>	<b>25.66%</b>
Other Charges (kWh)	1086600	\$ 0.0132	\$ 14,343.12	1086600	\$ 0.0132	\$ 14,343.12	\$ -	0.00%	11.46%
Other Charges (kW)	3,260	\$ 2.8185	\$ 9,187.75	3,260	\$ 2.8185	\$ 9,187.75	\$ -	0.00%	7.34%

Cost of Power Commodity (kWh)	750	\$ 0.0580	\$ 43.50	750	\$ 0.0550	\$ 41.25	-\$ 2.25	-5.17%	0.03%
Cost of Power Commodity (kWh)	1,085,850	\$ 0.0670	\$ 72,751.95	1,085,850	\$ 0.0640	\$ 69,494.40	-\$ 3,257.55	-4.48%	55.51%
<b>Total Bill before Taxes</b>			<b>\$ 128,365.23</b>			<b>\$ 125,195.44</b>	<b>-\$ 3,169.79</b>	<b>-2.47%</b>	<b>100%</b>
<b>GST (2006 - 7%, 2007 - 6%)</b>			<b>\$ 8,129.80</b>			<b>\$ 7,511.73</b>	<b>-\$ 618.07</b>	<b>-7.60%</b>	
<b>Total Bill after Taxes</b>			<b>\$ 136,495.02</b>			<b>\$ 132,707.16</b>	<b>-\$ 3,787.86</b>	<b>-2.78%</b>	

### Sentinel Lighting

<b>Consumption</b>	1,500,000 kWh 4000 kW	<b>Loss Factor 1.0866</b>
--------------------	--------------------------	---------------------------

	2006 BILL			2007 BILL			IMPACT		
	Volume	RATE \$	CHARGE \$	Volume	RATE \$	CHARGE \$	\$	%	% of Total Bill
Monthly Service Charge			\$ 0.71			\$ 0.72	\$ 0.01	1.41%	0.00%
Distribution (kWh)	1,500,000	\$ -	\$ -	1,500,000	\$ -	\$ -	\$ -	0.00%	0.00%
Distribution (kW)	4,000	\$ 3.2621	\$ 13,048.40	4,000	\$ 3.2921	\$ 13,168.40	\$ 120.00	0.92%	7.28%
Regulatory Assets (kWh)	1,500,000	\$ -	\$ -	1,500,000	\$ -	\$ -	\$ -	0.00%	0.00%
Regulatory Assets (kW)	4,000	\$ 7.4173	\$ 29,669.20	4,000	\$ 7.4173	\$ 29,669.20	\$ -	0.00%	16.40%
<b>Sub-Total</b>			<b>\$ 42,718.31</b>			<b>\$ 42,838.32</b>	<b>\$ 120.01</b>	<b>0.28%</b>	<b>23.68%</b>
Other Charges (kWh)	1629900	\$ 0.0132	\$ 21,514.68	1629900	\$ 0.0132	\$ 21,514.68	\$ -	0.00%	11.89%
Other Charges (kW)	4,346	\$ 2.8185	\$ 12,250.33	4,346	\$ 2.8185	\$ 12,250.33	\$ -	0.00%	6.77%
Cost of Power Commodity (kWh)	750	\$ 0.0580	\$ 43.50	750	\$ 0.0550	\$ 41.25	-\$ 2.25	-5.17%	0.02%
Cost of Power Commodity (kWh)	1,629,150	\$ 0.0670	\$ 109,153.05	1,629,150	\$ 0.0640	\$ 104,265.60	-\$ 4,887.45	-4.48%	57.63%
<b>Total Bill before Taxes</b>			<b>\$ 185,679.87</b>			<b>\$ 180,910.18</b>	<b>-\$ 4,769.69</b>	<b>-2.57%</b>	<b>100%</b>
<b>GST (2006 - 7%, 2007 - 6%)</b>			<b>\$ 11,759.72</b>			<b>\$ 10,854.61</b>	<b>-\$ 905.11</b>	<b>-7.70%</b>	
<b>Total Bill after Taxes</b>			<b>\$ 197,439.59</b>			<b>\$ 191,764.79</b>	<b>-\$ 5,674.80</b>	<b>-2.87%</b>	

### Street Lighting

<b>Consumption</b>	100,000 kWh 500 kW	<b>Loss Factor 1.0866</b>
--------------------	-----------------------	---------------------------

	2006 BILL			2007 BILL			IMPACT		
	Volume	RATE \$	CHARGE \$	Volume	RATE \$	CHARGE \$	\$	%	% of Total Bill
Monthly Service Charge			\$ 0.68			\$ 0.69	\$ 0.01	1.47%	0.01%
Distribution (kWh)	100,000	\$ -	\$ -	100,000	\$ -	\$ -	\$ -	0.00%	0.00%
Distribution (kW)	500	\$ 3.7369	\$ 1,868.45	500	\$ 3.7713	\$ 1,885.65	\$ 17.20	0.92%	15.31%
Regulatory Assets (kWh)	100,000	\$ -	\$ -	100,000	\$ -	\$ -	\$ -	0.00%	0.00%
Regulatory Assets (kW)	500	\$ 1.0734	\$ 536.70	500	\$ 1.0734	\$ 536.70	\$ -	0.00%	4.36%
<b>Sub-Total</b>			<b>\$ 2,405.83</b>			<b>\$ 2,423.04</b>	<b>\$ 17.21</b>	<b>0.72%</b>	<b>19.67%</b>
Other Charges (kWh)	108660	\$ 0.0132	\$ 1,434.31	108660	\$ 0.0132	\$ 1,434.31	\$ -	0.00%	11.64%
Other Charges (kW)	543	\$ 2.7839	\$ 1,512.49	543	\$ 2.7839	\$ 1,512.49	\$ -	0.00%	12.28%
Cost of Power Commodity (kWh)	750	\$ 0.0580	\$ 43.50	750	\$ 0.0550	\$ 41.25	-\$ 2.25	-5.17%	0.33%
Cost of Power Commodity (kWh)	107,910	\$ 0.0670	\$ 7,229.97	107,910	\$ 0.0640	\$ 6,906.24	-\$ 323.73	-4.48%	56.07%
<b>Total Bill before Taxes</b>			<b>\$ 12,626.10</b>			<b>\$ 12,317.33</b>	<b>-\$ 308.77</b>	<b>-2.45%</b>	<b>100%</b>
<b>GST (2006 - 7%, 2007 - 6%)</b>			<b>\$ 799.65</b>			<b>\$ 739.04</b>	<b>-\$ 60.61</b>	<b>-7.58%</b>	
<b>Total Bill after Taxes</b>			<b>\$ 13,425.76</b>			<b>\$ 13,056.37</b>	<b>-\$ 369.38</b>	<b>-2.75%</b>	

### Street Lighting

<b>Consumption</b>	400,000 kWh 1000 kW	<b>Loss Factor 1.0866</b>
--------------------	------------------------	---------------------------

	2006 BILL			2007 BILL			IMPACT		
	Volume	RATE \$	CHARGE \$	Volume	RATE \$	CHARGE \$	\$	%	% of Total Bill

Monthly Service Charge			\$ 0.68			\$ 0.69	\$ 0.01	1.47%	0.00%
Distribution (kWh)	400,000	\$ -	\$ -	400,000	\$ -	\$ -	\$ -	0.00%	0.00%
Distribution (kW)	1,000	\$ 3.7369	\$ 3,736.90	1,000	\$ 3.7713	\$ 3,771.30	\$ 34.40	0.92%	9.11%
Regulatory Assets (kWh)	400,000	\$ -	\$ -	400,000	\$ -	\$ -	\$ -	0.00%	0.00%
Regulatory Assets (kW)	1,000	\$ 1.0734	\$ 1,073.40	1,000	\$ 1.0734	\$ 1,073.40	\$ -	0.00%	2.59%
<b>Sub-Total</b>			<b>\$ 4,810.98</b>			<b>\$ 4,845.39</b>	<b>\$ 34.41</b>	<b>0.72%</b>	<b>11.70%</b>
Other Charges (kWh)	434640	\$ 0.0132	\$ 5,737.25	434640	\$ 0.0132	\$ 5,737.25	\$ -	0.00%	13.85%
Other Charges (kW)	1,087	\$ 2.7839	\$ 3,024.99	1,087	\$ 2.7839	\$ 3,024.99	\$ -	0.00%	7.30%
Cost of Power Commodity (kWh)	750	\$ 0.0580	\$ 43.50	750	\$ 0.0550	\$ 41.25	-\$ 2.25	-5.17%	0.10%
Cost of Power Commodity (kW)	433,890	\$ 0.0670	\$ 29,070.63	433,890	\$ 0.0640	\$ 27,768.96	-\$ 1,301.67	-4.48%	67.05%
<b>Total Bill before Taxes</b>			<b>\$ 42,687.34</b>			<b>\$ 41,417.83</b>	<b>-\$ 1,269.51</b>	<b>-2.97%</b>	<b>100%</b>
<b>GST (2006 - 7%, 2007 - 6%)</b>			<b>\$ 2,703.53</b>			<b>\$ 2,485.07</b>	<b>-\$ 218.46</b>	<b>-8.08%</b>	
<b>Total Bill after Taxes</b>			<b>\$ 45,390.88</b>			<b>\$ 43,902.90</b>	<b>-\$ 1,487.97</b>	<b>-3.28%</b>	

### Street Lighting

<b>Consumption</b>	1,000,000 kWh 3000 kW	<b>Loss Factor 1.0866</b>
--------------------	--------------------------	---------------------------

	2006 BILL			2007 BILL			IMPACT		
	Volume	RATE \$	CHARGE \$	Volume	RATE \$	CHARGE \$	\$	%	% of Total Bill
Monthly Service Charge			\$ 0.68			\$ 0.69	\$ 0.01	1.47%	0.00%
Distribution (kWh)	1,000,000	\$ -	\$ -	1,000,000	\$ -	\$ -	\$ -	0.00%	0.00%
Distribution (kW)	3,000	\$ 3.7369	\$ 11,210.70	3,000	\$ 3.7713	\$ 11,313.90	\$ 103.20	0.92%	10.53%
Regulatory Assets (kWh)	1,000,000	\$ -	\$ -	1,000,000	\$ -	\$ -	\$ -	0.00%	0.00%
Regulatory Assets (kW)	3,000	\$ 1.0734	\$ 3,220.20	3,000	\$ 1.0734	\$ 3,220.20	\$ -	0.00%	3.00%
<b>Sub-Total</b>			<b>\$ 14,431.58</b>			<b>\$ 14,534.79</b>	<b>\$ 103.21</b>	<b>0.72%</b>	<b>13.52%</b>
Other Charges (kWh)	1086600	\$ 0.0132	\$ 14,343.12	1086600	\$ 0.0132	\$ 14,343.12	\$ -	0.00%	13.34%
Other Charges (kW)	3,260	\$ 2.7839	\$ 9,074.96	3,260	\$ 2.7839	\$ 9,074.96	\$ -	0.00%	8.44%
Cost of Power Commodity (kWh)	750	\$ 0.0580	\$ 43.50	750	\$ 0.0550	\$ 41.25	-\$ 2.25	-5.17%	0.04%
Cost of Power Commodity (kW)	1,085,850	\$ 0.0670	\$ 72,751.95	1,085,850	\$ 0.0640	\$ 69,494.40	-\$ 3,257.55	-4.48%	64.65%
<b>Total Bill before Taxes</b>			<b>\$ 110,645.11</b>			<b>\$ 107,488.52</b>	<b>-\$ 3,156.59</b>	<b>-2.85%</b>	<b>100%</b>
<b>GST (2006 - 7%, 2007 - 6%)</b>			<b>\$ 7,007.52</b>			<b>\$ 6,449.31</b>	<b>-\$ 558.21</b>	<b>-7.97%</b>	
<b>Total Bill after Taxes</b>			<b>\$ 117,652.63</b>			<b>\$ 113,937.83</b>	<b>-\$ 3,714.80</b>	<b>-3.16%</b>	

### Street Lighting

<b>Consumption</b>	1,500,000 kWh 4000 kW	<b>Loss Factor 1.0866</b>
--------------------	--------------------------	---------------------------

	2006 BILL			2007 BILL			IMPACT		
	Volume	RATE \$	CHARGE \$	Volume	RATE \$	CHARGE \$	\$	%	% of Total Bill
Monthly Service Charge			\$ 0.68			\$ 0.69	\$ 0.01	1.47%	0.00%
Distribution (kWh)	1,500,000	\$ -	\$ -	1,500,000	\$ -	\$ -	\$ -	0.00%	0.00%
Distribution (kW)	4,000	\$ 3.7369	\$ 14,947.60	4,000	\$ 3.7713	\$ 15,085.20	\$ 137.60	0.92%	9.59%
Regulatory Assets (kWh)	1,500,000	\$ -	\$ -	1,500,000	\$ -	\$ -	\$ -	0.00%	0.00%
Regulatory Assets (kW)	4,000	\$ 1.0734	\$ 4,293.60	4,000	\$ 1.0734	\$ 4,293.60	\$ -	0.00%	2.73%
<b>Sub-Total</b>			<b>\$ 19,241.88</b>			<b>\$ 19,379.49</b>	<b>\$ 137.61</b>	<b>0.72%</b>	<b>12.32%</b>
Other Charges (kWh)	1629900	\$ 0.0132	\$ 21,514.68	1629900	\$ 0.0132	\$ 21,514.68	\$ -	0.00%	13.68%
Other Charges (kW)	4,346	\$ 2.7839	\$ 12,099.94	4,346	\$ 2.7839	\$ 12,099.94	\$ -	0.00%	7.69%
Cost of Power Commodity (kWh)	750	\$ 0.0580	\$ 43.50	750	\$ 0.0550	\$ 41.25	-\$ 2.25	-5.17%	0.03%
Cost of Power Commodity (kW)	1,629,150	\$ 0.0670	\$ 109,153.05	1,629,150	\$ 0.0640	\$ 104,265.60	-\$ 4,887.45	-4.48%	66.28%
<b>Total Bill before Taxes</b>			<b>\$ 162,053.05</b>			<b>\$ 157,300.96</b>	<b>-\$ 4,752.09</b>	<b>-2.93%</b>	<b>100%</b>
<b>GST (2006 - 7%, 2007 - 6%)</b>			<b>\$ 10,263.36</b>			<b>\$ 9,438.06</b>	<b>-\$ 825.30</b>	<b>-8.04%</b>	
<b>Total Bill after Taxes</b>			<b>\$ 172,316.41</b>			<b>\$ 166,739.02</b>	<b>-\$ 5,577.39</b>	<b>-3.24%</b>	